

**Vol. 2 of 2**

**FEP-03/457/2013/D**

**Central Kowloon Route**

**Yau Ma Tei East**

**Contract No. HY/2014/08**

**&**

**EP-457/2013/D**

**Central Kowloon Route**

**Yau Ma Tei West**

**Contract No. HY/2014/20**

**&**

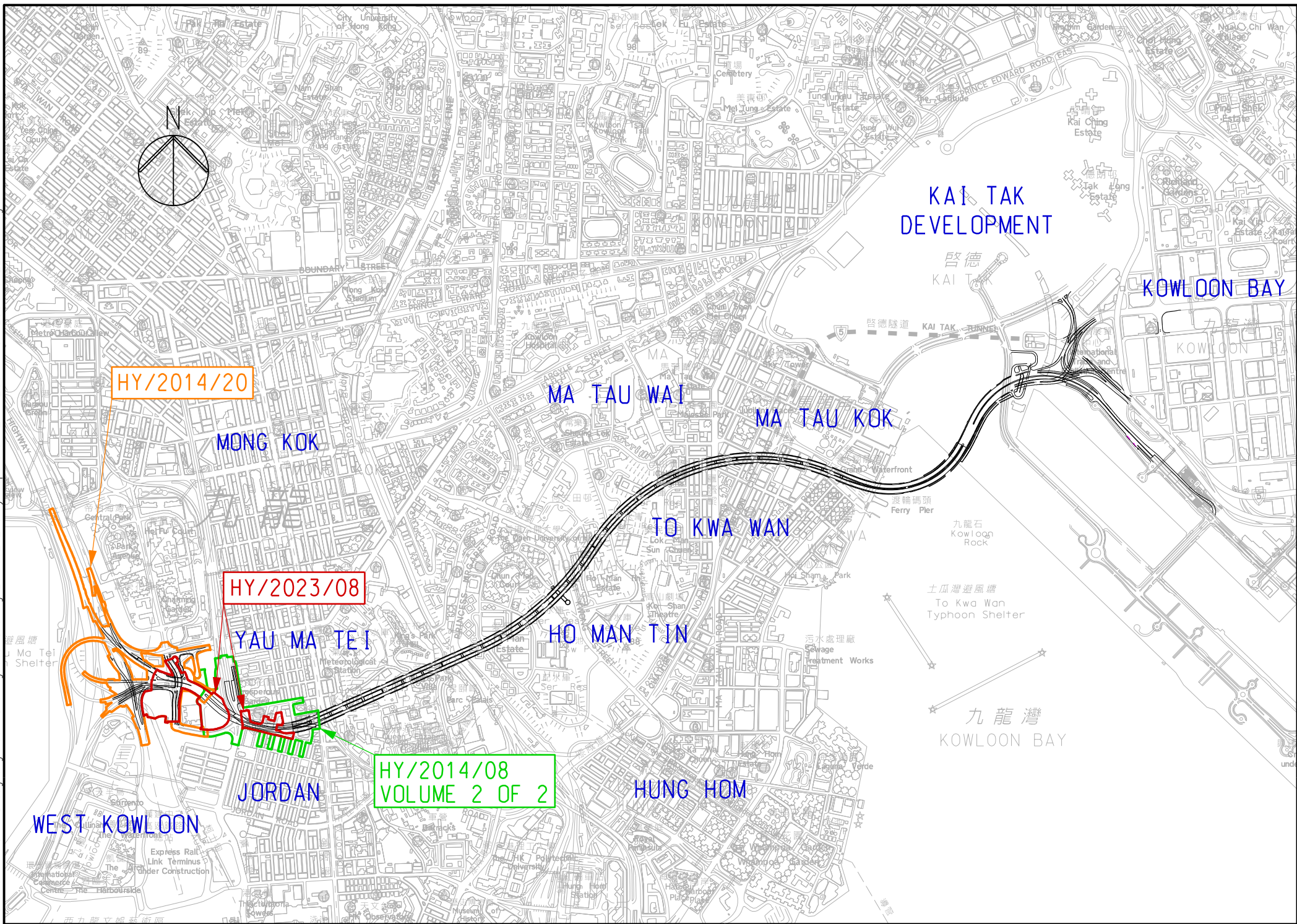
**Central Kowloon Route**

**Remaining Works**

**Contract No. HY/2023/08**

**(Yau Ma Tei West area)**

**May 2026**



**Central Kowloon Route**  
**Yau Ma Tei East**  
**Contract No. HY/2014/08**

## Environmental Permit No. EP-457/2013/D

### Central Kowloon Route

### Independent Environmental Checker Verification

Works Contract:	Yau Ma Tei East (HY/2014/08)
-----------------	------------------------------


#### Reference Document/Plan

Document/ <del>Plan</del> to be <del>Certified</del> / Verified:	Monthly EM&A Report No.98 (May 2026)
Date of Report:	10 June 2026
Date received by IEC:	10 June 2026

#### Reference EP Condition

Environmental Permit Condition:	3.4
Submission of Monthly EM&A Report of the Project	
3.4 Four hard copies and one electronic copy of monthly EM&A Report shall be submitted to the Director within 2 weeks after the end of each reporting month throughout the entire construction period. The EM&A Reports shall include a summary of all non-compliance. The submissions shall be certified by the ET Leader and verified by the IEC as complying with the requirements as set out in the EM&A Manual before submission to the Director. Additional copies of the submission shall be provided to the Director upon request by the Director.	

#### IEC Verification

I hereby verify that the above referenced document/ <del>plan</del> complies with the above referenced condition of EP-457/2013/D.	
	
Ms Mandy To	Date: 10 June 2026
Independent Environmental Checker	

## Build King – SK ecoplant Joint Venture

Central Kowloon Route Contract HY/2014/08




Section of Yau Ma Tei East

Monthly EM&A Report No. 98

(Period from 01 to 31 May 2026)

Rev. 1

(10 June 2026)

	<b>Name</b>	<b>Signature</b>
Prepared by	Natalie W. I. Wong (Assistant Environmental Consultant)	
Checked & Reviewed by	Y.H. Law (Senior Environmental Consultant)	
Approved & Certified by	Kevin W. M. Li (Environmental Team Leader)	

## TABLE OF CONTENTS

### EXECUTIVE SUMMARY

<b>1. BASIC PROJECT INFORMATION .....</b>	<b>6</b>
<b>2. ENVIRONMENTAL STATUS.....</b>	<b>9</b>
<b>3. MONITORING RESULTS.....</b>	<b>11</b>
<b>4. SUMMARY OF COMPLAINTS, NOTIFICATION OF SUMMONS AND PROSECUTIONS.....</b>	<b>20</b>
<b>5. EM&amp;A SITE INSPECTION .....</b>	<b>22</b>
<b>6. FUTURE KEY ISSUES .....</b>	<b>23</b>
<b>7. CONCLUSION AND RECOMMENDATIONS .....</b>	<b>24</b>

## **LIST OF APPENDICES**

- A. Alignment and Works Area for the Contract No. HY/2014/08
- B. Construction Programme
- C. Project Organization Chart
- D. Dust Event-Action Plan (EAP)
- E. Noise Event-Action Plan (EAP)
- F. Environmental Mitigation Implementation Schedule (EMIS)
- G. Monitoring Schedules of the Reporting Month
- H. Calibration Certificate (Air Monitoring)
- I. Calibration Certificate (Noise)
- J. The Certification of Laboratory with HOKLAS Accredited Analytical Tests
- K. Location Plan of Noise and Air Quality Monitoring Station
- L. Monitoring Data (Air Monitoring)
- M. Monitoring Data (Noise)
- N. Waste Flow Table
- O. Statistics on Complaint, Notifications of Summons and Successful Prosecutions
- P. Monitoring Schedule of the Coming Month
- Q. Interim Report for the Complaint

## EXECUTIVE SUMMARY

- A.1 Build King – SK ecoplant Joint Venture (“Contractor”) commenced the construction works of Highway Department (HyD) Central Kowloon Route Contract No. HY/2014/08 – Section of Yau Ma Tei East (“The Project”) on 20 April 2018. This is the 98<sup>th</sup> monthly Environmental Monitoring and Audit (EM&A) report presenting the EM&A works carried out during the period from 01 May 2026 to 31 May 2026.
- A.2 A summary of the construction works reported by Main Contractor for the Project during the reporting month is listed below.

---

### Construction Activities undertaken

---

- UU reinstatement works at Ferry Street and Yan Cheung road.
  - Constructing W/B RGRF Deck including, permanent parapets walls, pavement and miscellaneous deck works and construction of E/B parapet wall, pavement and miscellaneous works
  - Constructing Zone 1 Noise Enclosure
  - Continue installation of absorptive panels for Noise Enclosure F02 in Zone 3. Continue pile cap construction at Portion 2 and construct ground beams at Portion 1 along Ching Ping Street for C07 Noise Enclosure.
  - Constructing Pipe Piles, Barrette, Caps/Footings, Steel Columns, Girder Beams, Steel Posts, Steel Main Beams, Steel Tie Beams, Acoustic Panels and Smoke Van. Panels for Noise Enclosure at Zone 2
- 

- A.3 A summary of regular construction noise and construction dust monitoring activities in this reporting period is listed below:

#### Regular construction noise monitoring during normal working hours

W-N1A, W-P11, W-N18, W-N25A 5 times

#### Construction dust (24-hour TSP) monitoring

W-A1 5 times

W-A6 5 times

#### Construction dust (1-hour TSP) monitoring

W-A1, W-A6 15 times

- A.4 Bi-weekly inspections of the implementation of landscape and visual mitigation measures were conducted on 07 and 21 May 2026. Details of the audit findings and implementation status are presented in Section 5.
- A.5 Joint weekly site inspections were conducted by representatives of the Environmental Team (ET), Contractor and Engineer on 07, 14, 21, and 28 May 2026. One joint site inspection with IEC was also undertaken on 14 May 2026. Details of the audit findings and implementation status are presented in Section 5.
- A.6 Details of waste management are presented in Section 3.

- A.7 Two Action Levels of construction noise were triggered during the reporting month as two documented complaints regarding noise were received. No exceedance of Limit Level of construction noise was recorded in the reporting month. No exceedance of the Action and Limit Level of 24-hour TSP and 1-hour TSP was recorded in the reporting month.
- A.8 Two environmental complaints were received in the reporting month. After investigation with the Contractor, precautionary measures had been proposed to the Contractor by ET. The interim reports for the complaints are shown in Appendix Q.
- A.9 No non-compliance was reported in the reporting month.
- A.10 No notification of summon or prosecution was received in this reporting month.
- A.11 A summary of the construction activities provided by Main Contractor in the next reporting month is listed below:

---

**Construction Activities to be undertaken**

---

- Continue remaining works (drainage, utilities and reinstatement works) at Ferry Street and Yan Cheung Road
  - Bridge Works – Continue median barrier (EGRF) and walkway construction.
  - Works at Zone 3 Noise Enclosure – F02 - Continue installation of cable brackets for linear heat detection cables and installation of lighting cables, cable containments and light fittings, brackets, trunking and copper pipe. C07 Noise Enclosure – Continue installation of steel columns and beams.
  - Works at Zone 2 Noise Enclosure - Continue installation of main beams, secondary tie beams, smoke ventilators, absorptive panels and PMMA panels.
  - Works at Zone 1 Noise Enclosure – Continue installation of PMMA panels and absorptive panels and cable bracket for linear heat detection cable and laying of lighting cable.
  - Noise Enclosure steelworks fabrication at the yards in Zhuhai, China
  - Monitoring of instrumentation for all areas
-

## 1. BASIC PROJECT INFORMATION

- 1.1. Central Kowloon Route (CKR) is a 4.7 km long dual 3-lane trunk road in Central Kowloon linking Yau Ma Tei Interchange in West Kowloon with the road network on Kai Tak Development and Kowloon Bay in East Kowloon.
- 1.2. The Central Kowloon Route – Design and Construction Environmental Impact Assessment Report (Register No.: AEIAR-171/2013) was approved with conditions by the Environmental Protection Department (EPD) on 11 July 2013. An Environmental Permit (EP 457/2013) was issued on 9 August 2013. Variations of EP (VEP) was applied for and the EP (EP-457/2013/C) was issued by EPD on 16 January 2017. Variations of EP (VEP) was subsequently applied for and the latest EP (EP-457/2013/D) was issued by EPD on 15 June 2021. A Further EP (FEP-03/457/2013/D) was issued by EPD on 5 November 2021.
- 1.3. The construction of the CKR had been divided into different sections. This Contract No. HY/2014/08 – Section of Yau Ma Tei East (YMTE) covers part of the construction activities located at Yau Ma Tei under the EP and FEP which includes:
  - Section of Yau Ma Tei East
    - i. Construction of Cut-and-Cover Tunnel in compliance with all statutory requirements and the requirements specified under the Contract while maintaining the traffic with all necessary provisions
    - ii. Construction and subsequent handover of Yau Ma Tei Access Shaft for facilitating the access and use by the contractor of Central Kowloon Route - Central Tunnel contract
    - iii. Demolition of existing buildings including Yau Ma Tei Multi-storey Carpark Building, Yau Ma Tei Specialist Clinic Extension Building and Yau Ma Tei Jade Hawker Bazaars
    - iv. Demolition and re-provisioning of Gascoigne Road Flyover and the underpinning works for the existing Ferry Street Flyover and Yau Ma Tei Police Station New Wing Building
    - v. Construction of civil provisions and coordination with the contractor of Central Kowloon Route - Tunnel Electrical & Mechanical contract
    - vi. Design and construction of Noise Barrier Works
    - vii. Prepare temporary traffic arrangement proposals, discuss at Traffic Management Liaison Group meeting and obtain its agreement and approval/endorsement from relevant authorities at suitable times to enable the execution of the Works

The alignment and works area for the Contract No. HY/2014/08 - are shown in Appendix A.

- 1.4. A summary of the major construction activities undertaken in this reporting period is shown in Table 1.1. The construction programme is presented in Appendix B.

Table 1.1 Summary of the Construction Activities reported by Main Contractor during the Reporting Month

**Construction Activities undertaken**

- UU reinstatement works at Ferry Street and Yan Cheung Road
- Constructing W/B RGRF Deck including, permanent parapets walls, pavement and miscellaneous deck works and construction of E/B parapet wall, pavement and miscellaneous works
- Constructing Zone 1 Noise Enclosure
- Continue installation of absorptive panels for Noise Enclosure F02 in Zone 3. Continue pile cap construction at Portion 2 and construct ground beams at Portion 1 along Ching Ping Street for C07 Noise Enclosure.
- Constructing Pipe Piles, Barrette, Caps/Footings, Steel Columns, Girder Beams, Steel Posts, Steel Main Beams, Steel Tie Beams, Acoustic Panels and Smoke Van. Panels for Noise Enclosure at Zone 2

1.5. The project organisational chart specifying management structure and contact details are shown in Appendix C.

1.6. A summary of the valid permits, licences, and /or notifications on environmental protection for this Project is presented in Table 1.2.

Table 1.2 Summary of the Status of Valid Environmental Licence

Notification, Permit and Documentations

Permit/ Licences/ Notification /Reference No.	Valid Period		Status	Remark
	From	To		
<b>Environmental Permit</b>				
EP-457/2013/D	15 Jun 2021	End of Project	Valid	-
<b>Further Environmental Permit</b>				
FEP-03/457/2013/D	5 Nov 2021	End of Project	Valid	
<b>Wastewater Discharge License</b>				
WT00045552-2024	21 Nov 2024	30 Nov 2029	Valid	-
<b>Notification of Construction Works under the Air Pollution Control (Construction Dust) Regulation</b>				
471691	14 Sep 2021	End of Project	Notified	-
<b>Chemical Waste Producer Registration</b>				
WPN5213-225-B2526-01	14 Mar 2018	End of Project	Valid	-
<b>Billing Account for Disposal of Construction Waste</b>				
7029997	1 Feb 2018	End of Project	Valid	-
<b>Construction Noise Permit</b>				
GW-RE1296-25	3 Nov 2025	2 May 2026	Expired during reporting month	Night works for cutting paving block
GW-RE1350-25	21 Nov 2025	20 May 2026	Expired during reporting month	Welding Works at Column C & D
GW-RE1520-25	17 Dec 2025	14 Jun 2026	Valid	Construction Noise Permit at Column A
GW-RE0178-26	1 Mar 2026	31 May 2026	Expired during reporting month	Erection of Noise Enclosure at Public Square Street

Permit/ Licences/ Notification /Reference No.	Valid Period		Status	Remark
	From	To		
GW-RE0192-26	1 Mar 2026	31 May 2026	Expired during reporting month	Night works for Construction of New GRF at Temple Street
GW-RE0195-26	1 Mar 2026	31 May 2026	Expired during reporting month	Night works for Construction of New GRF at Shanghai Street
GW-RE0194-26	1 Mar 2026	31 May 2026	Expired during reporting month	Night works for Construction of New GRF at Battery Street
GW-RE0193-26	1 Mar 2026	31 May 2026	Expired during reporting month	Night works for Erection of Noise Enclosure at Canton Road and Kansu Street
GW-RE0312-26	1 Apr 26	30 Jun 26	Valid	Erection of Enclosure at Zone 1-3
GW-RE0306-26	1 Apr 26	30 Jun 26	Valid	Construction Noise Permit for Column Lifting at Column E
GW-RE0389-26	5 Apr 26	30 Jun 26	Valid	Construction Noise Permit for TTA implementation at Ferry Street, Yan Cheung Road and Kansu Street
GW-RE0338-26	10 Apr 26	9 Oct 26	Valid	Construction Noise Permit for Welding at Column E, G & H
GW-RE0425-26	22 Apr 26	16 Oct 26	Valid	Construction of Noise Enclosure at Zone 2 & 3 West Side
GW-RE0534-26	22 May 26	30 Jun 26	Valid	Erection of Enclosure at Zone 1-3
GW-RE0532-26	21 May 26	20 Nov 26	Valid	Welding Works at Column C & D
<b>Marine Dumping Permit</b>				
Nil	-	-	-	-

## 2. ENVIRONMENTAL STATUS

- 2.1. Environmental permit (EP) conditions under the EIAO, submission status under the EP and implementation status of mitigation measures had been reviewed and implemented on schedule. The status of required submissions under the EP (EP-457/2013/D) and FEP (FEP-03/457/2013/D) as of the reporting period for the Project are summarised in Table 2.1

Table 2.1 Summary of Status of Required Submission for EP-457/2013/D and FEP-03/457/2013/D for the Project

<b>EP/FEP Condition (EP-457/2013/D) (FEP-03/457/2013/D)</b>	<b>Submission</b>	<b>Submission date</b>
Condition 3.4	Monthly EM&A Report (April 2026)	11 May 2026

- 2.2. Details of the major construction activities reported by Main Contractor in this reporting period are shown in Table 2.2.

Table 2.2 Summary of the Construction Activities reported by Main Contractor during the Reporting Month

<b>Construction activities undertaken</b>	<b>Remarks on progress</b>
● UU reinstatement works at Ferry Street and Yan Cheung Road	● 86% completion
● Constructing W/B RGRF Deck including, permanent parapets walls, pavement and miscellaneous deck works and construction of E/B parapet wall, pavement and miscellaneous works	● 95% completion
● Constructing Zone 1 Noise Enclosure	● 82% completion
● Continue installation of absorptive panels for Noise Enclosure F02 in Zone 3. Continue pile cap construction at Portion 2 and construct ground beams at Portion 1 along Ching Ping Street for C07 Noise Enclosure.	● 88% completion
● Constructing Pipe Piles, Barrette, Caps/Footings, Steel Columns, Girder Beams, Steel Posts, Steel Main Beams, Steel Tie Beams, Acoustic Panels and Smoke Van. Panels for Noise Enclosure at Zone 2	● 67% completion

- 2.3. The drawing showing the project layout and the location of the monitoring station and environmental sensitive receivers are attached in Appendix A and Appendix K. Co-ordinates of the monitoring location are shown in Table 2.3.

Table 2.3 Summary for the location of the monitoring station

<b>Monitoring Location</b>	<b>Location ID</b>	<b>Latitude</b>	<b>Longitude</b>
Yau Ma Tei Catholic Primary School (Hoi Wang Road)*	W-A1/ W-N1A	22.31345	114.16409
Man Cheong Building	W-A6	22.308185	114.166033
Hydan Place	W-N18	22.30858	114.170185
Prosperous Garden Block 1	W-N25A	22.309846	114.168072
The Coronation Tower 1	W-P11	22.309824	114.165616

Remark: \*The High Volume Sampler (HVS) at dust impact monitoring location W-A1 had been relocated on 6 Sep 2022 due to installation work of PV panel at Yau Ma Tei Catholic Primary School. The relocation of HVS was approved by ER and agreed with IEC.

### 3. MONITORING RESULTS

#### 3.1. Monitoring Parameters

##### Air Quality

- 3.1.1. The impact monitoring had been carried out in accordance with section 5.8 of the approved EM&A Manual to determine the 1-hour and 24-hour total suspended particulates (TSP) levels at the monitoring locations in the reporting month.
- 3.1.2. The sampling frequency of at least once in every 6 days, shall be strictly observed at the monitoring stations for 24-hour TSP monitoring. For 1-hour TSP monitoring, the sampling frequency of at least 3 times in every 6 days should be undertaken when the highest dust impact occurs.
- 3.1.3. General meteorological conditions (wind speed, direction and precipitation) and notes regarding any significant adjacent dust producing sources had also been recorded throughout the impact monitoring period.

##### Noise

- 3.1.4. Construction noise level shall be measured in terms of the A-weighted equivalent continuous sound pressure level ( $L_{eq}$ ).  $L_{eq}$  (30min) shall be used as the monitoring parameter for the time period between 0700 and 1900 hours on normal weekdays.
- 3.1.5. For all other time periods,  $L_{eq}$  (5min) shall be employed for comparison with the Noise Control Ordinance (NCO) criteria.
- 3.1.6. As supplementary information for data auditing, statistical results such as  $L_{10}$  and  $L_{90}$  shall also be obtained for reference.

#### 3.2. Monitoring Equipment

##### Air Quality

- 3.2.1. 1-hour TSP levels and 24-hour TSP had been measured with direct reading dust meter and High Volume Samplers respectively. It has been demonstrated its capability in achieving comparable results with high volume sampling method as set out in the Title 40 of the Code of Federal Regulations, Chapter 1 (Part 50).
- 3.2.2. The 1-hour TSP meter was calibrated by the manufacturer prior to purchasing. Zero response of the instrument was checked before and after each monitoring event. Operation of the 1-hour TSP meter followed manufacturer's Operation and Service Manual. The 24-hour TSP meter was calibrated against firmware 80570-8100-V1.0.4, annually. Operation of the 24-hour TSP meter followed manufacturer's Operation and Service Manual. Valid calibration certificates of dust monitoring equipment are attached in Appendix H.
- 3.2.3. A summary of the equipment that was deployed for the 24- hour averaged monitoring is shown in Table 3.1. The TSP monitoring was conducted as per the schedule presented in Appendix G.

- 3.2.4. The equipment used for 1-hour TSP and 24-hour TSP measurement and calibration are summarised in Table 3.1

Table 3.1 Construction Dust Monitoring Equipment

Monitoring Parameter	Monitoring Equipment	Serial Number	Date of Calibration
1-hour TSP	LD-5R Digital Dust Indicator	2Y6548	24 Mar 2026 and 07 May 2026
	LD-5R Digital Dust Indicator	467358	24 Mar 2026 and 07 May 2026
	LD-5R Digital Dust Indicator	467359	07 May 2026
	LD-5R Digital Dust Indicator	467360	07 May 2026
	LD-5R Digital Dust Indicator	467361	24 Mar 2026 and 07 May 2026
24-hour TSP	LD-5R Digital Dust Indicator	882107	24 Mar 2026 and 07 May 2026
	TE-5170X High Volume Sampler	1084	2 May 2026 and 20 May 2026
	TE-5170X High Volume Sampler	1050	2 May 2026 and 20 May 2026
	TE-5028A Calibration Kit	3702	02 Jan 2026

### Noise

- 3.2.5. Sound level meter in compliance with the International Electrotechnical Commission Publications 651: 1979 (Type 1) and 804: 1985 (Type 1) specifications has been used for carrying out the noise monitoring. The sound level meter has been checked using an acoustic calibrator. The wind speed and other metrological data has been recorded from Hong Kong Observatory- King’s Park meteorological station, along with portable wind speed meter stand by as back up when the information are not available from HKO.
- 3.2.6. Acoustic calibrators and sound level meters using for the monitoring is within the valid period and were calibrated per year. Valid calibration certificate of noise monitoring equipment is attached in Appendix I.
- 3.2.7. The details of equipment using for monitoring are listed in Table 3.2, as below:

Table 3.2 Monitoring Equipment Used in Monitoring

Monitoring Equipment	Serial Number	Date of Calibration
Nti XL3 Sound Level Meter	A3A-01220-F0	22 Oct 2025
Nti XL2 Sound Level Meter	A2A-13548-E0	16 Mar 2026
Rion NC-75 Sound Level Calibrator	35124527	13 Jan 2026
Rion NC-75 Sound Level Calibrator	34724244	11 Jul 2025

- 3.3. Monitoring Methodology and QA/QC results

### Air Quality

- 3.3.1. The 1-hour TSP monitor, portable dust meters (Sibata Digital Dust Indicator Model LD-5R and PC-3A(E) digital dust indicator) were used for the impact monitoring. The 1-hour TSP meters provides a real time 1-hour TSP measurement based on 90° light scattering. Three 1-hour TSP level were logged per every six days.
- 3.3.2. The 24-hour TSP monitor, High Volume Samplers (Tisch TE-5170X High Volume Air Sampler) were used for the impact monitoring. The 24-hour TSP monitoring consists of the following:
- ◆ The HVS was set at the monitoring location, with electricity supply connected and secured;
  - ◆ HVS was calibrated before commencing the 1<sup>st</sup> measurement;
  - ◆ The filter paper was weight and provided by HOKLAS lab (Acumen Laboratory and Testing Limited and ALS Technichem (HK) Pty Ltd) before and after the sampling. Certificate of HOKLAS accredited laboratory can be referred to Appendix J;
  - ◆ The airflow over time during sampling process was recorded by the HVS.
- 3.3.3. HVSs were free-standing with no obstruction. The following criteria were considered in the installation of the HVS:
- ◆ Appropriate support to secure the samples against gusty wind needed to be provided the monitoring station;
  - ◆ A minimum of 2m separation from walls, parapets and penthouses was required for rooftop samplers;
  - ◆ No furnace or incinerator flues was nearby;
  - ◆ Airflow around the sampler was unrestricted; and
  - ◆ Permission could be obtained to set up the samplers and gain access to the monitoring station.
- 3.3.4. Preparation of Filter Papers
- ◆ Glass fiber filters were labelled and sufficient filters that were clean and without pinholes were selected;
  - ◆ All filters were equilibrated in the conditioning environment for 24 hours before weighing. The conditioning environment temperature was around 25°C and not varied by more than ±3°C; the relative humidity (RH) was 40%; and
  - ◆ Acumen Laboratory and Testing Limited and ALS Technichem (HK) Pty Limited, as HOKLAS accredited laboratory, implemented comprehensive quality assurance and quality control programmes on the filters.
- 3.3.5. Field Monitoring
- ◆ The power supply was checked to ensure that the HVS was working properly;
  - ◆ The filter holder and area surrounding the filter were cleaned;
  - ◆ The filter holder was removed by loosening the foul bolts and a new filter, with stamped number upward, on a supporting screen was aligned carefully;
  - ◆ The filter was properly aligned on the screen so that the gasket formed an airtight seal on the outer edges of the filter;

- ◆ The swing bolts were fastened to hold the filter holder down to the frame. The pressure applied should be sufficient to avoid air leakage at the edges;
- ◆ The shelter lid was closed and secured with an aluminum strip;
- ◆ The HVS was warmed- up for about 5 minutes to establish run- temperature conditions;
- ◆ A new flow rate record sheet was inserted into the flow recorder;
- ◆ The flow rates of the HVS was checked and adjusted to between 0.64-1.52m<sup>3</sup>min<sup>-1</sup>, which was within the range specified in the EM&A Manual (i.e. 0.6- 1.7m<sup>3</sup>min<sup>-1</sup>);
- ◆ The programmable timer was set for a sampling period of 24 hours, and the starting time, weather condition and filter number were recorded;
- ◆ The initial elapsed time was recorded;
- ◆ At the end of sampling, the sampled filter was removed carefully and folded in half so that only surfaces with collected particulate matter were in contact;
- ◆ The filter paper was placed in a clean plastic envelope and sealed; all monitoring information was recorded on a standard data sheet and
- ◆ The filters were sent to (Acumen Laboratory and Testing Ltd and ALS Technichem (HK) Pty Ltd) for analysis.

### 3.3.6. Maintenance and Calibration

- ◆ The HVS and their accessories were maintained in a good working condition. For example, motor brushes were replaced routinely and electrical wiring was checked to ensure a continuous power supply; and
- ◆ The flow rate of each HVS with mass flow controller was calibrated using an orifice calibrator, Initial calibrations of the dust monitoring equipment were conducted upon installation and prior to commissioning. Five- point calibration was carried out for HVS using TE-5025 Calibration Kit. HVS is calibrated bimonthly. The calibration records for the HVS is given in Appendix H.

### 3.3.7. Wind Data Monitoring

- ◆ The wind speed has been recorded from Hong Kong Observatory- King's Park meteorological station, along with portable wind speed meter stand by as back up when the information are not available from HKO.

### Noise

- 3.3.8. All noise measurements by the meter were set to FAST response and on the A-weighted equivalent continuous sound pressure level ( $L_{eq}$ ) in decibels dB(A).  $L_{Aeq(30min)}$  was used as the monitoring metric for the time period between 0700 –1900 hours on normal weekdays. The measured noise levels were logged every 5 minutes throughout the monitoring period.
- 3.3.9. Prior to the noise measurement, the accuracy of the sound level meter was checked using an acoustic calibrator generating a known sound pressure level at a known frequency. Checking was conducted before and after the monitoring. The calibration level before and after the noise measurement is agreed to within 1.0 dB(A).

3.3.10. Noise measurements should not be made in presence of fog, rain, wind with a steady speed exceeding  $5 \text{ ms}^{-1}$  or wind with gusts exceeding  $10 \text{ ms}^{-1}$ . The wind speed was checked with a portable wind speed meter capable of measuring with speeds in  $\text{ms}^{-1}$ .

### 3.4. Monitoring Locations

#### Air Quality

- 3.4.1. During the site visit, both of the original proposed dust monitoring locations were rejected due to the condition at The Coronation was not favourable for monitoring and the access was declined by the management office of Hong Kong Community College (HKCC) of PolyU. Two alternative air monitoring stations Yau Ma Tei Catholic Primary School (Hoi Wang Road) and Man Cheong Building had been proposed by ET and approved by IEC. 2 designated air monitoring locations were identified and agreed with IEC and EPD. Details of air monitoring stations are described in Table 3.3. The location plan of air quality monitoring stations is shown in Appendix K.

Table 3.3 Location of the Dust Monitoring Stations

<b>Air Quality Monitoring Station</b>	<b>Dust Monitoring Station</b>
W-A1	Yau Ma Tei Catholic Primary School (Hoi Wang Road)
W-A6	Man Cheong Building

#### Noise

- 3.4.2. During the site visit, one of the original proposed noise monitoring locations Tak Cheong Building was rejected by the president of the owner’s corporation. Alternative noise monitoring station Hydan place had been proposed by ET and approved by IEC. 4 noise sensitive receivers designated noise monitoring locations were identified and agreed with IEC and EPD. The designated monitoring stations are identified and access was granted by the premises. The details of noise monitoring stations are described in Table 3.4 and the location plan of noise monitoring station is shown in Appendix K.

Table 3.4 Noise Monitoring Stations

<b>Noise Monitoring Station</b>	<b>Identified Noise Monitoring Station</b>	<b>Type of Measurement</b>
W-N1A	Yau Ma Tei Catholic Primary School (Hoi Wang Road)	Façade
W-N18	Hydan Place	Façade
W-N25A	Prosperous Garden Block 1	Façade
W-P11	The Coronation Tower 1	Façade

### 3.5. Monitoring date, time, frequency and duration

- 3.5.1. A summary of impact monitoring duration, sampling parameter and frequency is presented in Table 3.5.

Table 3.5 Summary of Impact Monitoring Programme

Impact Monitoring	Duration	Sampling Parameter	Frequency
Dust	1-hour continuous measurement	1-hour TSP	3 times per six days
Dust	24-hour continuous sampling	24-hour TSP	Once per six days
Noise	30-minute continuous measurement	$L_{eq\ 30\ min}$ , $L_{10}$ and $L_{90}$ as reference.	Once per week (0700 – 1900)

### 3.6. Result Summary

#### Air Quality

3.6.1. According to our field observations, the major dust source identified at the designated air quality monitoring stations in the reporting month are summarised in Table 3.6.

Table 3.6 Observation at Dust Monitoring Stations

Monitoring Station	Major Dust Source
W-A1	Nearby traffic
W-A6	Nearby traffic

3.6.2. Air quality impact monitoring for the reporting month was carried out on 05, 11, 16, 22 and 28 May 2026.

3.6.3. The results for 1-hour TSP and 24-hour TSP are summarized in Table 3.7 and Table 3.8. The measurement data and details of influencing factors such as weather conditions and site observation are presented in Appendix L.

Table 3.7 Summary of 1-hour TSP Monitoring Results

Monitoring Location	Range( $\mu\text{g}/\text{m}^3$ )	Action Level( $\mu\text{g}/\text{m}^3$ )	Limit Level( $\mu\text{g}/\text{m}^3$ )
W-A1	11 – 57	319	500
W-A6	21 – 49	306	500

Table 3.8 Summary of 24-hour TSP Monitoring Results

Monitoring Location	Range( $\mu\text{g}/\text{m}^3$ )	Action Level( $\mu\text{g}/\text{m}^3$ )	Limit Level( $\mu\text{g}/\text{m}^3$ )
W-A1	26 – 63	167	260
W-A6	35 – 60	166	260

## Noise

3.6.4. According to our field observations, the major noise source identified at the designated noise monitoring station in the reporting month are summarised in Table 3.9:

Table 3.9 Observation at Noise Monitoring Stations

Monitoring Station	Major Noise Source
W-N1A	Nearby traffic
W-N18	Nearby traffic
W-N25A	Nearby traffic
W-P11	Nearby traffic

3.6.5. The construction noise impact monitoring for the reporting month was carried out on 05, 11, 16, 22 and 28 May 2026.

3.6.6. The result for noise monitoring is summarized in Table 3.10. The measurement data are shown in Appendix M.

Table 3.10 Summary of Noise Monitoring Results

Time Period	Monitoring location	Parameter	Range, dB(A)			Action Level	Limit Level#
			L <sub>eq</sub>	L <sub>10</sub>	L <sub>90</sub>		
Normal working hour from 0700-1900	W-N1A*	Leq 30min	53.1 – 62.1	53.9 – 62.6	52.5 – 61.1	When one documented complaint is received	70dB(A) or 65 dB(A) during examination
	W-N18		65.3 – 68.4	67.1 – 70.4	61.8 – 65.3		75dB(A)#
	W-N25A		67.7 – 70.0	69.7 – 72.9	64.3 – 66.3		
	W-P11		55.8 – 68.3	56.8 – 70.0	54.3 – 66.4		

- Remarks:
- # If works are to be carried out during restricted hours, the conditions stipulated in the construction noise permit by the Noise Control Authority have to be followed.
  - \* Examinations were scheduled at Yau Ma Tei Catholic Primary School during the reporting month on 06 and 07 May 2026. The limit level was 70 dB(A) on the monitoring dates in the reporting month.

## Waste management

3.6.7. The waste generated from this Project includes inert C&D materials, and non-inert C&D materials. Non-inert C&D materials are made up of general refuse, vegetative wastes and recyclable wastes such as plastics and paper/cardboard packaging waste. Steel materials

generated from the project are also grouped into non-inert C&D materials as the materials were not disposed of with other inert C&D materials. With reference to relevant handling records and trip tickets of this Project, the quantities of different types of waste generated in the reporting month are summarised in Table 3.11. Details of cumulative waste management data are presented as a waste flow table in Appendix N.

Table 3.11 Quantities of waste generated from the Project

Reporting period	Quantity					
	Inert C&D Materials (in 'tonnes)	Chemical Waste (in '000 Kg)	Non-inert C&D Materials			
			Others, e.g. General Refuse disposed at Landfill (in 'tonnes)	Recycled materials		
				Paper/card board (in '000 Kg)	Plastics (in '000 Kg)	Metals (in '000 Kg )
May 2026	365.80	0.00	56.90	0.00	0.00	0.00

#### 4. SUMMARY OF COMPLAINTS, NOTIFICATION OF SUMMONS AND PROSECUTIONS

4.1. The Environmental Complaint Handling Procedure is shown in below Table 4.1:

Table 4.1 Environmental Complaint Handling Procedure

Complaint Received via Project Hotline	Complaint Received via 1823 or from other government departments
Contractor notify ER, ET and IEC	ER notify Contractor, ET and IEC
Contractor log complaint and date of receipt onto the complaint database. Contractor, ER and ET to conduct investigation of complaint	
If complaint is considered not valid	If complaint is found valid
ET or ER to reply the complainant if necessary	Contractor to identify and implement remedial measures in consultation with the IEC, ET and ER.
	The ER, ET and IEC to review the effectiveness of the Contractor's remedial measures and the updated situation; ET to undertake additional monitoring and audit to verify the situation if necessary, and oversee that circumstances leading to the complaint do not recur. ER to conduct further inspection as necessary.
If the complaint is referred by the EPD, the Contractor to prepare interim report on the status of the complaint investigation and follow-up actions stipulated above, including the details of the remedial measures and additional monitoring identified or already taken, for submission to EPD within the time frame assigned by the EPD	
The ET to record the details of the complaint, results of the investigation, subsequent actions taken to address the complaint and updated situation including the effectiveness of the remedial measures, supported by regular and additional monitoring results in the monthly EM&A reports	

- 4.2. Should non-compliance of the criteria occur, action in accordance with the Event and Action Plan in Appendix D and Appendix E shall be carried out.
- 4.3. Two Action Level of construction noise were triggered during the reporting month as two documented complaints regarding noise were received. No exceedance of Limit Level of construction noise was recorded in the reporting month. No exceedance of the Action and Limit Level of 24-hour TSP and 1-hour TSP was recorded in the reporting month.
- 4.4. Two environmental complaints were received in the reporting month. After investigation with Contractor, precautionary measures had been proposed to the Contractor by ET. The interim reports for the complaints are shown in Appendix Q.
- 4.5. No non-compliance was reported in the reporting month.
- 4.6. No notification of summon and prosecution was received in the reporting period.
- 4.7. Statistics on complaints, notifications of summons and successful prosecutions are summarized in Appendix O.

## 5. EM&A SITE INSPECTION

- 5.1. Site inspections were carried out on a weekly basis to monitor the implementation of proper environmental pollution control and mitigation measures under the Contract. In the reporting period, four (4) site inspections were carried out on 07, 14, 21, and 28 May 2026, along with bi-weekly inspection of the implementation of landscape and visual mitigation measures conducted on 07 and 21 May 2026.
- 5.2. One joint site inspection with IEC also undertaken on 14 May 2026. Minor deficiencies were observed during weekly site inspection. Key observations during the site inspections are summarized in Table 5.1.

Table 5.1 Site Observations

Date	Environmental Observations	Follow-up Status
07 May 2026	1. On Gascoigne Road Flyover, dusty waste on site is reminded to be covered before removal.	1. Debris at Gascoigne Road Flyover was removed from site.
14 May 2026	1. On Gascoigne Road Flyover, chemicals on site should be placed on drip tray or to be removed properly if it is no longer in use. 2. On Gascoigne Road Flyover, waste on site is reminded to be removed timely or to be covered before removal.	1. Chemicals at Gascoigne Road Flyover that were not in use, were removed properly from site area. 2. General waste at Gascoigne Road Flyover was removed from site regularly.
21 May 2026	1. On Ching Ping Street, chemicals on site should be placed on drip tray or to be removed if it is no longer in use.	1. Chemicals at Ching Ping Street were stored properly on drip tray.
28 May 2026	1. At Ferry Street Northbound, the NRMM label with faded colour is reminded to be replaced.	1. The NRMM label on the excavator at Ferry Street Northbound was replaced with a new one.

- 5.3. The Contractor had rectified all observation identified during environmental site inspection in the reporting period.
- 5.4. According to the EIA Study Report, Environmental Permit, contract documents and EM&A Manual, the mitigation measures detailed in the documents are implemented as much as practical during the reporting period. An updated Implementation Status of Environmental Mitigation Measures (EMIS) is provided in Appendix F.

## 6. FUTURE KEY ISSUES

6.1. The construction activities provided by Main Contractor in the next reporting month are:

---

### Construction Activities to be undertaken

---

- Continue remaining works (drainage, utilities and reinstatement works) at Ferry Street and Yan Cheung Road
  - Bridge Works – Continue median barrier (EGRF) and walkway construction.
  - Works at Zone 3 Noise Enclosure – F02 - Continue installation of cable brackets for linear heat detection cables and installation of lighting cables, cable containments and light fittings, brackets, trunking and copper pipe. C07 Noise Enclosure – Continue installation of steel columns and beams.
  - Works at Zone 2 Noise Enclosure – Continue installation of main beams, secondary tie beams, smoke ventilators, absorptive panels and PMMA panels.
  - Works at Zone 1 Noise Enclosure – Continue installation of PMMA panels and absorptive panels and continue installation of cable bracket for linear heat detection cable and laying of lighting cable.
  - Noise Enclosure steelworks fabrication at the yards in Zhuhai, China
  - Monitoring of instrumentation for all areas
- 

6.2. Potential environmental impacts arising from the above construction activities are mainly associated with dust, construction noise and waste management.

6.3. The tentative schedule of regular construction noise, 1-hour TSP and 24-hour TSP monitoring in the next reporting period is presented in Appendix P.

6.4. The construction programme for the Project for the next reporting month is presented in Appendix B.

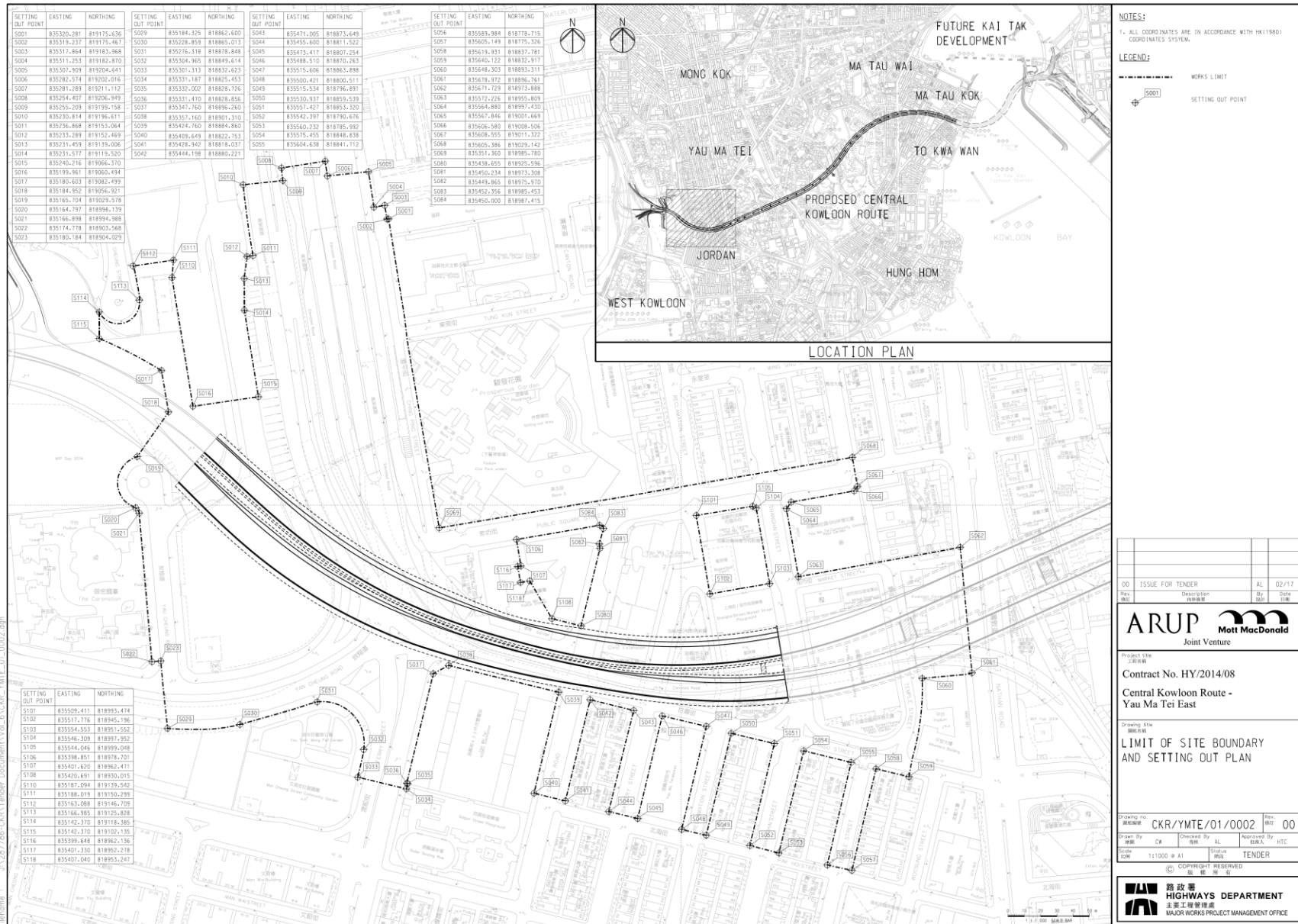
## **7. CONCLUSION AND RECOMMENDATIONS**

- 7.1. This 98<sup>th</sup> monthly EM&A Report presents the EM&A works undertaken during the period from 01 May 2026 to 31 May 2026 in accordance with the EM&A Manual and the requirement under EP- 457/2013/D and FEP-03/457/2013/D.
- 7.2. Two Action Level of construction noise were triggered during the reporting month as two documented complaints regarding noise were received. No exceedance of Limit Level of construction noise was recorded in the reporting month. No exceedance of the Action and Limit Level of 24-hour TSP and 1-hour TSP was recorded in the reporting month.
- 7.3. Two environmental complaints were received in the reporting month. After investigation with Contractor, precautionary measures had been proposed to the Contractor by ET. The interim reports for the complaints are shown in Appendix Q.
- 7.4. No non-compliance was reported in the reporting month.
- 7.5. No notification of summons or prosecution was received in the reporting month.
- 7.6. The ET will keep track on the construction works to confirm compliance of environmental requirements and the proper implementation of all necessary mitigation measures.

# Appendix A

## Alignment and Works Area For the Contract No. HY/2014/08

Contract No. HY/2014/08  
Environmental Monitoring & Auditing



**NOTES:**  
1. ALL COORDINATES ARE IN ACCORDANCE WITH HK1980 COORDINATES SYSTEM.

**LEGEND:**  
WORKS LIMIT  
SETTING OUT POINT

NO.	ISSUE FOR TENDER	ALL	02/17
REV.	Description	BY	DATE
	修訂	由	日期



Project Title  
工程名稱  
Contract No. HY/2014/08  
Central Kowloon Route -  
Yau Ma Tei East

Drawing Title  
圖名  
**LIMIT OF SITE BOUNDARY  
AND SETTING OUT PLAN**

Drawing No. 圖號	CKR/YMTE/01/0002	Scale 比例	1:1000	Sheet No. 圖號	00
Drawn By 繪圖	CM	Checked By 校核	AL	Approved By 核對人	HTC
Scale 比例	1:1000	Sheet No. 圖號	TENDER		



Printed by : 13/01/2017  
Drawing No. : CKR/YMTE/01/0002.dwg

# Appendix B

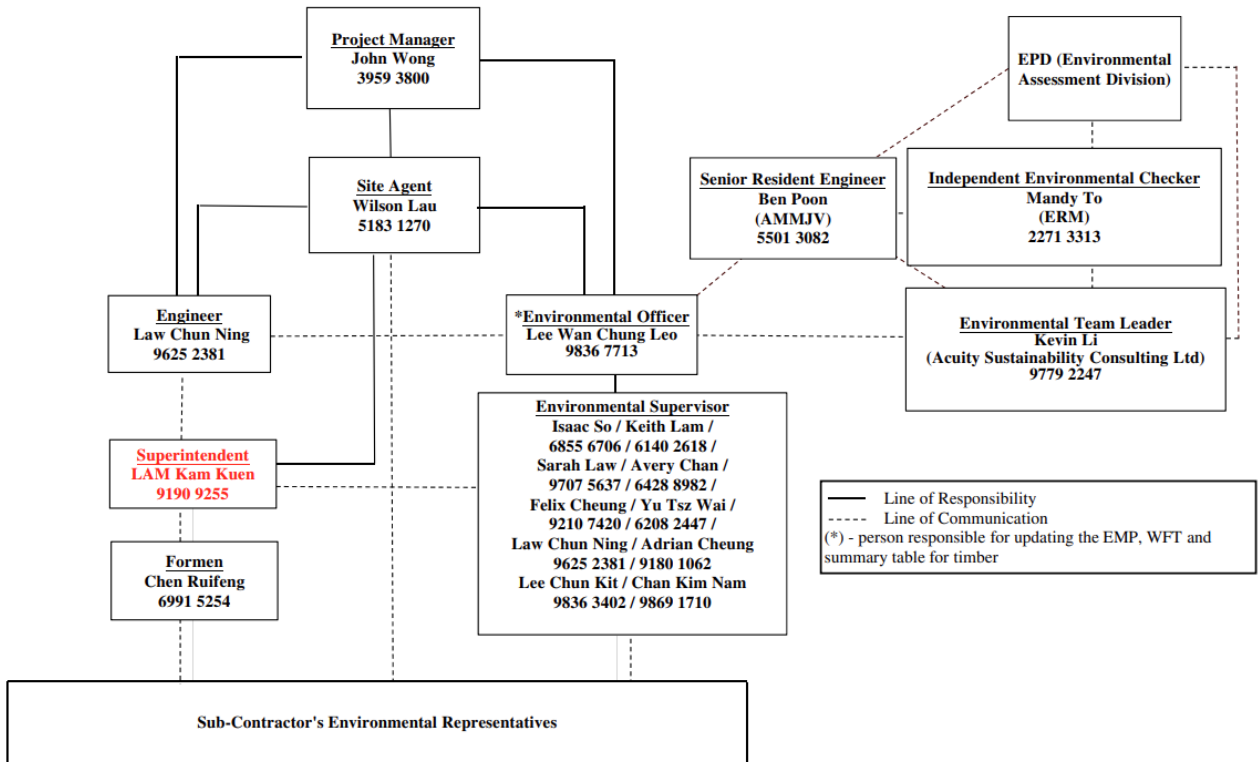
## Construction Programme

Construction Programme															
Activity Name	Duration	Start	Finish	2025											
				D	J	F	M	A	M	J	J	A	S	O	N
<b>HY/2014/08 Central Kowloon Route - Yau Ma Tei East</b>	<b>3390</b>	<b>8-Jan-18</b>	<b>20-Apr-27</b>	[Gantt bar from Jan 8 to Apr 20]											
<b>Construction Works</b>	<b>3353</b>	<b>17-Jan-18</b>	<b>23-Mar-27</b>	[Gantt bar from Jan 17 to Mar 23]											
Works on Northern & Southern Parts of YMT Multi-Storey Car Park Building	45	1-Feb-25	17-Mar-25	[Gantt bar from Feb 1 to Mar 17]											
All Works within TMTSC, Maintenance Depot Area, Public Square St/Kamoi St Rest Garden, Access Road	1357	20-Oct-20	19-Nov-25	[Gantt bar from Oct 20 to Nov 19]											
Preservation and Protection of Existing Trees	2905	17-Jan-18	30-Dec-25	[Gantt bar from Jan 17 to Dec 30]											
Establishment Works	365	31-Dec-25	30-Dec-26	[Gantt bar from Dec 31 to Dec 30]											
All Works in Underground and Noise Enclosure (Zone 1)	1864	14-Feb-22	23-Mar-27	[Gantt bar from Feb 14 to Mar 23]											
Completion of Noise Enclosure (Zone 2 & 3)	2317	26-Aug-20	29-Dec-26	[Gantt bar from Aug 26 to Dec 29]											
All Remaining Works not Covered in Other Section	2765	6-Jan-18	30-Dec-25	[Gantt bar from Jan 6 to Dec 30]											
Construction of C&C Tunnel Westbound	3623	17-Jan-15	23-Mar-25	[Gantt bar from Jan 17 to Mar 23]											
C&C Tunnel Works within Portion 13 & 20A, Cal-de-sac at Portion 20B & 24	2351	7-Apr-18	31-Mar-25	[Gantt bar from Apr 7 to Mar 31]											
GRF Re-provisioning	2273	16-Dec-19	6-Mar-26	[Gantt bar from Dec 16 to Mar 6]											

# Appendix C

## Project Organization Chart

# Project O-Chart



# Appendix D

## Dust Event-Action Plan (EAP)

EVENT	ACTION			
	ET	IEC	ER	CONTRACTOR
<b>ACTION LEVEL</b>				
1.Exceedance for one sample	<ol style="list-style-type: none"> <li>1. Identify source, investigate the causes of exceedance and propose remedial measures;</li> <li>2. Inform IEC and ER;</li> <li>3. Repeat measurement to confirm finding;</li> <li>4. Increase monitoring frequency to daily.</li> </ol>	<ol style="list-style-type: none"> <li>1. Check monitoring data submitted by ET;</li> <li>2. Check Contractor's working method.</li> </ol>	<ol style="list-style-type: none"> <li>1. Notify Contractor.</li> </ol>	<ol style="list-style-type: none"> <li>1. Rectify any unacceptable practice;</li> <li>2. Amend working methods if appropriate.</li> </ol>
2.Exceedance for two or more consecutive samples	<ol style="list-style-type: none"> <li>1. Identify source;</li> <li>2. Inform IEC and ER;</li> <li>3. Advise the ER on the effectiveness of the proposed remedial measures;</li> <li>4. Repeat measurements to confirm findings;</li> <li>5. Increase monitoring frequency to daily;</li> <li>6. Discuss with IEC and Contractor on remedial actions required;</li> <li>7. If exceedance continues, arrange meeting with IEC and ER;</li> <li>8. If exceedance stops, cease additional monitoring.</li> </ol>	<ol style="list-style-type: none"> <li>1. Check monitoring data submitted by ET;</li> <li>2. Check Contractor's working method;</li> <li>3. Discuss with ET and Contractor on possible remedial measures;</li> <li>4. Advise the ET on the effectiveness of the proposed remedial measures;</li> <li>5. Supervise Implementation of remedial measures.</li> </ol>	<ol style="list-style-type: none"> <li>1. Confirm receipt of notification of failure in writing;</li> <li>2. Notify Contractor;</li> <li>3. Ensure remedial measures properly implemented.</li> </ol>	<ol style="list-style-type: none"> <li>1. Submit proposals for remedial to ER within 3 working days of notification;</li> <li>2. Implement the agreed proposals;</li> <li>3. Amend proposal if appropriate.</li> </ol>
<b>LIMIT LEVEL</b>				
1.Exceedance for one sample	<ol style="list-style-type: none"> <li>1. Identify source, investigate the causes of exceedance and propose remedial measures;</li> <li>2. Inform ER, Contractor and</li> </ol>	<ol style="list-style-type: none"> <li>1. Check monitoring data submitted by ET;</li> <li>2. Check Contractor's working method;</li> </ol>	<ol style="list-style-type: none"> <li>1. Confirm receipt of notification of failure in writing;</li> <li>2. Notify Contractor;</li> </ol>	<ol style="list-style-type: none"> <li>1. Take immediate action to avoid further exceedance;</li> <li>2. Submit proposals for remedial actions to IEC</li> </ol>

EVENT	ACTION			
	ET	IEC	ER	CONTRACTOR
	<p>EPD;</p> <p>3. Repeat measurement to confirm finding;</p> <p>4. Increase monitoring frequency to daily;</p> <p>5. Assess effectiveness of Contractor's remedial actions and keep IEC, EPD and ER informed of the results.</p>	<p>3. Discuss with ET and Contractor on possible remedial measures;</p> <p>4. Advise the ER on the effectiveness of the proposed remedial measures;</p> <p>5. Supervise implementation of remedial measures.</p>	<p>3. Ensure remedial measures properly implemented.</p>	<p>within 3 working days of notification;</p> <p>Implement the agreed proposals;</p> <p>4. Amend proposal if appropriate.</p>
<p>2.Exceedance for two or more consecutive samples</p>	<p>1. Notify IEC, ER, Contractor and EPD;</p> <p>2. Identify source;</p> <p>3. Repeat measurement to confirm findings;</p> <p>4. Increase monitoring frequency to daily;</p> <p>5. Carry out analysis of Contractor's working procedures to determine possible mitigation to be implemented;</p> <p>6. Arrange meeting with IEC and ER to discuss the remedial actions to be taken;</p> <p>7. Assess effectiveness of Contractor's remedial actions and keep IEC, EPD and ER informed of the results;</p> <p>8. If exceedance stops, cease additional monitoring.</p>	<p>1. Discuss amongst ER, ET, and Contractor on the potential remedial actions;</p> <p>2. Review Contractor's remedial actions whenever necessary to assure their effectiveness and advise the ER accordingly;</p> <p>3. Supervise the implementation of remedial measures.</p>	<p>1. Confirm receipt of notification of failure in writing;</p> <p>2. Notify Contractor;</p> <p>3. In consultation with the IEC, agree with the Contractor on the remedial measures to be implemented;</p> <p>4. Ensure remedial measures properly implemented;</p> <p>5. If exceedance continues, consider what portion of the work is responsible and instruct the Contractor to stop that portion of work until the exceedance is abated.</p>	<p>1. Take immediate action to avoid further exceedance;</p> <p>2. Submit proposals for remedial actions to IEC within 3 working days of notification;</p> <p>3. Implement the agreed proposals;</p> <p>4. Resubmit proposals if problem still not under control;</p> <p>5. Stop the relevant portion of works as determined by the ER until the exceedance is abated.</p>

Note:

ET – Environmental Team

ER – Engineer's Representative

IEC – Independent Environmental Checker

# Appendix E

## Noise Event-Action Plan (EAP)

EVENT	ACTION			
	ET	IEC	ER	CONTRACTOR
Action Level	<ol style="list-style-type: none"> <li>1. Identify source, investigate the causes of exceedance and propose remedial measures;</li> <li>2. Notify IEC and Contractor;</li> <li>3. Report the results of investigation to the IEC, ER and Contractor;</li> <li>4. Discuss with the Contractor and formulate remedial measures;</li> <li>5. Increase monitoring frequency to check mitigation effectiveness.</li> </ol>	<ol style="list-style-type: none"> <li>1. Review the analysed results submitted by the ET;</li> <li>2. Review the proposed remedial measures by the Contractor and advise the ER accordingly;</li> <li>3. Supervise the implementation of remedial measures.</li> </ol>	<ol style="list-style-type: none"> <li>1. Confirm receipt of notification of failure in writing;</li> <li>2. Notify Contractor;</li> <li>3. Require Contractor to propose remedial measures for the analysed noise problem;</li> <li>4. Ensure remedial measures are properly implemented</li> </ol>	<ol style="list-style-type: none"> <li>1. Submit noise mitigation proposals to IEC;</li> <li>2. Implement noise mitigation proposals.</li> </ol>
Limit Level	<ol style="list-style-type: none"> <li>1. Identify source;</li> <li>2. Inform IEC, ER, EPD and Contractor;</li> <li>3. Repeat measurements to confirm findings;</li> <li>4. Increase monitoring frequency;</li> <li>5. Carry out analysis of Contractor's working procedures to determine possible mitigation to be implemented;</li> <li>6. Inform IEC, ER and EPD the causes and actions taken for the exceedances;</li> <li>7. Assess effectiveness of Contractor's remedial actions</li> </ol>	<ol style="list-style-type: none"> <li>1. Discuss amongst ER, ET, and Contractor on the potential remedial actions;</li> <li>2. Review Contractors remedial actions whenever necessary to assure their effectiveness and advise the ER accordingly;</li> <li>3. Supervise the implementation of remedial measures.</li> </ol>	<ol style="list-style-type: none"> <li>1. Confirm receipt of notification of failure in writing;</li> <li>2. Notify Contractor;</li> <li>3. Require Contractor to propose remedial measures for the analysed noise problem;</li> <li>4. Ensure remedial measures properly implemented;</li> <li>5. If exceedance continues, consider what portion of the work is responsible and instruct the Contractor to stop that portion of work until the exceedance is</li> </ol>	<ol style="list-style-type: none"> <li>1. Take immediate action to avoid further exceedance;</li> <li>2. Submit proposals for remedial actions to IEC within 3 working days of notification;</li> <li>3. Implement the agreed proposals;</li> <li>4. Resubmit proposals if problem still not under control;</li> <li>5. Stop the relevant portion of works as determined by the ER until the exceedance is abated.</li> </ol>

EVENT	ACTION			
	ET	IEC	ER	CONTRACTOR
	and keep IEC, EPD and ER informed of the results; 8. If exceedance stops, cease additional monitoring.		abated.	

Note:

ET – Environmental Team

IEC – Independent Environmental Checker

ER – Engineer’s Representative

# Appendix F

## Environmental Mitigation Implementation Schedule (EMIS)

Environmental Mitigation Implementation Schedule –  
Contract No. HY/2014/08 (Yau Ma Tei East)

EIA Ref.	EM&A Log Ref.	Recommended Mitigation Measures	Objectives of the Recommended Measures & Main Concerns to address	Implementation Agent	Location / Timing	Implementation Stage	Requirements and/or standards to be achieved	Implementation Status
<b>Construction Dust Impact</b>								
S4.3.10	D1	The contractor shall follow the procedures and requirements given in the Air Pollution Control (Construction Dust) Regulation	Minimize dust impact at the nearby sensitive receivers	Contractor	All construction sites	Construction stage	<ul style="list-style-type: none"> <li>• APCO</li> <li>• To control the dust impact To meet HKAQO and TM-EIA criteria</li> </ul>	<ul style="list-style-type: none"> <li>• Implemented</li> </ul>
S4.3.10	D2	<ul style="list-style-type: none"> <li>• Mitigation measures in form of regular watering under a good site practice should be adopted. Watering once per hour on exposed worksites and haul road should be conducted to achieve dust removal efficiencies of 91.7%. While the above watering frequencies are to be followed, the extent of watering may vary depending on actual site conditions but should be sufficient to maintain an equivalent intensity of no less than 1.3 L/m<sup>2</sup> to achieve the dust removal efficiency.</li> </ul>	Minimize dust impact at the nearby sensitive receivers	Contractor	All construction sites	Construction stage	<ul style="list-style-type: none"> <li>• APCO</li> <li>• To control the dust impact To meet HKAQO and TM-EIA criteria</li> </ul>	<ul style="list-style-type: none"> <li>• Implemented</li> </ul>
S4.3.10	D3	<ul style="list-style-type: none"> <li>• Proper watering at exposed soil should be undertaken throughout the construction phase;</li> <li>• Any excavated or stockpile of dusty material should be covered entirely by impervious sheeting or sprayed with water to maintain the entire surface wet and then removed or backfilled or reinstated where practicable within 24 hours of the excavation or unloading;</li> <li>• Any dusty materials remaining after a stockpile is removed should be wetted with water and cleared from the surface of roads;</li> <li>• A stockpile of dusty material should not be</li> </ul>	Minimize dust impact at the nearby sensitive receivers	Contractor	All construction sites	Construction stage	<ul style="list-style-type: none"> <li>• APCO</li> <li>• To control the dust impact To meet HKAQO and TM-EIA criteria</li> </ul>	<ul style="list-style-type: none"> <li>• Implemented</li> </ul>

Environmental Mitigation Implementation Schedule –  
Contract No. HY/2014/08 (Yau Ma Tei East)

EIA Ref.	EM&A Log Ref.	Recommended Mitigation Measures	Objectives of the Recommended Measures & Main Concerns to address	Implementation Agent	Location / Timing	Implementation Stage	Requirements and/ or standards to be achieved	Implementation Status
		<p>extended beyond the pedestrian barriers, fencing or traffic cones;</p> <ul style="list-style-type: none"> <li>• The load of dusty materials on a vehicle leaving a construction site should be covered entirely by impervious sheeting to ensure that the dusty materials do not leak from the vehicle.</li> <li>• Where practicable, vehicle washing facilities with high pressure water jet should be provided at every discernible or designated vehicle exit point. The area where vehicle washing takes place and the road section between the washing facilities and the exit point should be paved with concrete, bituminous materials or hardcores;</li> <li>• When there are open excavation and reinstatement works, hoarding of not less than 2.4m high should be provided and properly maintained as far as practicable along the site boundary with provision for public crossing. Good site practice shall also be adopted by the Contractor to ensure the conditions of the hoardings are properly maintained throughout the construction period;</li> <li>• The portion of any road leading only to construction site that is within 30m of a vehicle entrance or exit should be kept clear of dusty materials;</li> <li>• Surfaces where any pneumatic or power-driven drilling, cutting, polishing or other mechanical breaking operation takes place should be sprayed with water or a dust suppression chemical</li> </ul>						

Environmental Mitigation Implementation Schedule –  
Contract No. HY/2014/08 (Yau Ma Tei East)

EIA Ref.	EM&A Log Ref.	Recommended Mitigation Measures	Objectives of the Recommended Measures & Main Concerns to address	Implementation Agent	Location / Timing	Implementation Stage	Requirements and/ or standards to be achieved	Implementation Status
		<p>continuously;</p> <ul style="list-style-type: none"> <li>Any area that involves demolition activities should be sprayed with water or a dust suppression chemical immediately prior to, during and immediately after the activities so as to maintain the entire surface wet;</li> <li>Any skip hoist for material transport should be totally enclosed by impervious sheeting;</li> <li>Every stock of more than 20 bags of cement or dry-pulverised fuel ash (PFA) should be covered entirely by impervious sheeting or placed in an area sheltered on the top and the 3 sides;</li> <li>Loading, unloading, transfer, handling or storage of bulk cement or dry PFA should be carried out in a totally enclosed system or facility, and any vent or exhaust should be fitted with an effective fabric filter or equivalent air pollution control system</li> <li>Exposed earth should be properly treated by compaction, turfing, hydroseeding, vegetation planting or sealing with latex, vinyl, bitumen, shotcrete or other suitable surface stabilizer within six months after the last construction activity on the construction site or part of the construction site where the exposed earth lies.</li> </ul>						
S4.3.10	D6	Implement regular dust monitoring under EM&A programme during the construction stage.	Monitoring of dust impact	Contractor	Selected rep. dust monitoring station	Construction stage	<ul style="list-style-type: none"> <li>TM-EIA</li> </ul>	<ul style="list-style-type: none"> <li>Implemented</li> </ul>
Construction Noise (Airborne)								

Environmental Mitigation Implementation Schedule –  
Contract No. HY/2014/08 (Yau Ma Tei East)

EIA Ref.	EM&A Log Ref.	Recommended Mitigation Measures	Objectives of the Recommended Measures & Main Concerns to address	Implementation Agent	Location / Timing	Implementation Stage	Requirements and/ or standards to be achieved	Implementation Status
S5.4.1	N1	Implement the following good site practices: <ul style="list-style-type: none"> <li>• Only well-maintained plant should be operated on-site and plant should be serviced regularly during the construction programme;</li> <li>• Machines and plant (such as trucks, cranes) that may be in intermittent use should be shut down between work periods or should be throttled down to a minimum;</li> <li>• Plant known to emit noise strongly in one direction, where possible, be orientated so that the noise is directed away from nearby NSRs;</li> <li>• Silencers or mufflers on construction equipment should be properly fitted and maintained during the construction works;</li> <li>• Mobile plant should be sited as far away from NSRs as possible and practicable;</li> <li>• Material stockpiles, mobile container site office and other structures should be effectively utilized, where practicable, to screen noise from on-site construction activities.</li> </ul>	Control construction airborne noise	Contractor	All construction sites	Construction stage	<ul style="list-style-type: none"> <li>• Annex 5, TM-EIAO</li> </ul>	<ul style="list-style-type: none"> <li>• Implemented</li> </ul>
S5.4.1	N2	Install temporary hoarding located on the site boundaries between noisy construction activities and NSRs. The conditions of hoardings shall be properly maintained throughout the construction period.	Reduce the construction noise levels at low-level zone of NSRs through partial screening	Contractor	All construction sites	Construction stage	<ul style="list-style-type: none"> <li>• Annex 5, TM-EIAO</li> </ul>	<ul style="list-style-type: none"> <li>• Implemented</li> </ul>
S5.4.1	N3	Install movable noise barriers (typical design is wooden framed barrier with a small-cantilevered on a skid footing with 25mm thick internal sound absorptive lining), acoustic mat or full enclosure,	Screen the noisy plant items to be used at all construction	Contractor	All construction sites where practicable	Construction stage	<ul style="list-style-type: none"> <li>• Annex 5, TM-EIAO</li> </ul>	<ul style="list-style-type: none"> <li>• Implemented</li> </ul>

Environmental Mitigation Implementation Schedule –  
Contract No. HY/2014/08 (Yau Ma Tei East)

EIA Ref.	EM&A Log Ref.	Recommended Mitigation Measures	Objectives of the Recommended Measures & Main Concerns to address	Implementation Agent	Location / Timing	Implementation Stage	Requirements and/ or standards to be achieved	Implementation Status
		screen the noisy plants including air compressors, generators and handheld breakers, etc.	sites					
S5.4.1	N4	Use 'Quiet plant'	Reduce the noise levels of plant items	Contractor	All construction sites where practicable	Construction stage	• Annex 5, TM-EIAO	• Implemented
S5.4.1	N5	Loading/ unloading activities should be carried out inside the full enclosure of mucking out points.	Reduce the noise levels of loading/ unloading activities	Contractor	Mucking out locations	Construction stage	• Annex 5, TM-EIAO	• Implemented
S5.4.1	N6	Sequencing operation of construction plants where practicable.	Operate sequentially within the same work site to reduce the construction airborne noise	Contractor	All construction sites where practicable	Construction stage	• Annex 5, TM-EIAO	• Implemented
S5.4.1	N7	Implement a noise monitoring programme under EM&A programme.	Monitor the construction noise levels at the selected representative locations	Contractor	Selected rep. noise monitoring station	Construction stage	• TM-EIAO	• Implemented
Water Quality (Construction Phase)								

Environmental Mitigation Implementation Schedule –  
Contract No. HY/2014/08 (Yau Ma Tei East)

EIA Ref.	EM&A Log Ref.	Recommended Mitigation Measures	Objectives of the Recommended Measures & Main Concerns to address	Implementation Agent	Location / Timing	Implementation Stage	Requirements and/ or standards to be achieved	Implementation Status
S6.9.1.1	W1	<p>In accordance with the Practice Note for Professional Persons on Construction Site Drainage, Environmental Protection Department, 1994 (ProPECC PN1/94), construction phase mitigation measures shall include the following:</p> <p><u>Construction Runoff</u></p> <ul style="list-style-type: none"> <li>• At the start of site establishment, perimeter cut-off drains to direct off-site water around the site should be constructed with internal drainage works and erosion and sedimentation control facilities implemented. Channels (both temporary and permanent drainage pipes and culverts), earth bunds or sand bag barriers should be provided on site to direct stormwater to silt removal facilities. The design of the temporary on-site drainage system will be undertaken by the contractor prior to the commencement of construction;</li> <li>• The dikes or embankments for flood protection should be implemented around the boundaries of earthwork areas. Temporary ditches should be provided to facilitate the runoff discharge into an appropriate watercourse, through a silt/ sediment trap. The sediment/ silt traps should be incorporated in the permanent drainage channels to enhance deposition rates;</li> <li>• The design of efficient silt removal facilities should be based on the guidelines in Appendix A1 of ProPECC PN 1/94, which states that the retention time for silt/ sand traps should be 5 minutes under</li> </ul>	To minimize water quality impact from the construction site runoff and general construction activities	Contractor	All construction sites where practicable	Construction stage	<ul style="list-style-type: none"> <li>• Water Pollution Control Ordinance</li> <li>• ProPECC PN 1/94</li> <li>• TM-EIAO</li> <li>• TM-DSS</li> </ul>	<ul style="list-style-type: none"> <li>• Implemented</li> </ul>

Environmental Mitigation Implementation Schedule –  
 Contract No. HY/2014/08 (Yau Ma Tei East)

EIA Ref.	EM&A Log Ref.	Recommended Mitigation Measures	Objectives of the Recommended Measures & Main Concerns to address	Implementation Agent	Location / Timing	Implementation Stage	Requirements and/or standards to be achieved	Implementation Status
		<p>maximum flow conditions. Sizes may vary depending upon the flow rate, but for a flow rate of 0.1 m<sup>3</sup>/s a sedimentation basin of 30 m<sup>3</sup> would be required and for a flow rate of 0.5 m<sup>3</sup>/s the basin would be 150 m<sup>3</sup>. The detailed design of the sand/silt traps shall be undertaken by the contractor prior to the commencement of construction;</p> <ul style="list-style-type: none"> <li>• All exposed earth areas should be completed and vegetated as soon as possible after earthworks have been completed, or alternatively, within 14 days of the cessation of earthworks where practicable. Exposed slope surfaces should be covered by tarpaulin or other means;</li> <li>• The overall slope of the site should be kept to a minimum to reduce the erosive potential of surface water flows, and all traffic areas and access roads protected by coarse stone ballast. An additional advantage accruing from the use of crushed stone is the positive traction gained during prolonged periods of inclement weather and the reduction of surface sheet flows;</li> <li>• All drainage facilities and erosion and sediment control structures should be regularly inspected and maintained to ensure proper and efficient operation at all times and particularly following rainstorms. Deposited silt and grit should be removed regularly and disposed of by spreading evenly over stable, vegetated areas;</li> <li>• Measures should be taken to minimize the ingress of site drainage into excavations. If the excavation</li> </ul>						

Environmental Mitigation Implementation Schedule –  
 Contract No. HY/2014/08 (Yau Ma Tei East)

EIA Ref.	EM&A Log Ref.	Recommended Mitigation Measures	Objectives of the Recommended Measures & Main Concerns to address	Implementation Agent	Location / Timing	Implementation Stage	Requirements and/or standards to be achieved	Implementation Status
		<p>of trenches in wet periods is necessary, they should be dug and backfilled in short sections wherever practicable. Water pumped out from trenches or foundation excavations should be discharged into storm drains via silt removal facilities;</p> <ul style="list-style-type: none"> <li>• Open stockpiles of construction materials (for example, aggregates, sand and fill material) of more than 50m<sup>3</sup> should be covered with tarpaulin or similar fabric during rainstorms. Measures should be taken to prevent the washing away of construction materials, soil, silt or debris into any drainage system;</li> <li>• Manholes should always be adequately covered and temporarily sealed so as to prevent silt, construction materials or debris being washed into the drainage system and storm runoff being directed into foul sewers;</li> <li>• Precautions be taken at any time of year when rainstorms are likely, actions to be taken when a rainstorm is imminent or forecasted, and actions to be taken during or after rainstorms are summarized in Appendix A2 of ProPECC PN 1/94. Particular attention should be paid to the control of silty surface runoff during storm events, especially for areas located near steep slopes;</li> <li>• All vehicles and plant should be cleaned before leaving a construction site to ensure no earth, mud, debris and the like is deposited by them on roads. An adequately designed and site wheel washing facilities should be provided at every construction</li> </ul>						

Environmental Mitigation Implementation Schedule –  
 Contract No. HY/2014/08 (Yau Ma Tei East)

EIA Ref.	EM&A Log Ref.	Recommended Mitigation Measures	Objectives of the Recommended Measures & Main Concerns to address	Implementation Agent	Location / Timing	Implementation Stage	Requirements and/ or standards to be achieved	Implementation Status
		<p>site exit where practicable. Wash-water should have sand and silt settled out and removed at least on a weekly basis to ensure the continued efficiency of the process. The section of access road leading to, and exiting from, the wheel wash bay to the public road should be paved with sufficient backfall toward the wheel wash bay to prevent vehicle tracking of soil and silty water to public roads and drains;</p> <ul style="list-style-type: none"> <li>• Oil interceptors should be provided in the drainage system downstream of any oil/ fuel pollution sources. The oil interceptors should be emptied and cleaned regularly to prevent the release of oil and grease into the storm water drainage system after accidental spillage. A bypass should be provided for the oil interceptors to prevent flushing during heavy rain;</li> <li>• Construction solid waste, debris and rubbish on site should be collected, handled and disposed of properly to avoid water quality impacts;</li> <li>• All fuel tanks and storage areas should be provided with locks and sited on sealed areas, within bunds of a capacity equal to 110% of the storage capacity of the largest tank to prevent spilled fuel oils from reaching water sensitive receivers nearby;</li> <li>• Adopt best management practices;</li> <li>• All earth works should be conducted sequentially to limit the amount of construction runoff generated from exposed areas during the wet season (April to January) as far as practicable.</li> </ul>						

Environmental Mitigation Implementation Schedule –  
Contract No. HY/2014/08 (Yau Ma Tei East)

EIA Ref.	EM&A Log Ref.	Recommended Mitigation Measures	Objectives of the Recommended Measures & Main Concerns to address	Implementation Agent	Location / Timing	Implementation Stage	Requirements and/ or standards to be achieved	Implementation Status
S6.9.1.2	W2	<p><u>Tunneling Works and Underground Works</u></p> <ul style="list-style-type: none"> <li>• Cut-&amp;-cover tunneling work should be conducted sequentially to limit the amount of construction runoff generated from exposed areas during the wet season (April to January) as far as practicable.</li> <li>• Uncontaminated discharge should pass through sedimentation tanks prior to off-site discharge;</li> <li>• The wastewater with a high concentration of SS should be treated (e.g. by sedimentation tanks with sufficient retention time) before discharge. Oil interceptors would also be required to remove the oil, lubricants and grease from the wastewater;</li> <li>• Direct discharge of the bentonite slurry (as a result of D-wall) is not allowed. It should be reconditioned and reused wherever practicable. Temporary storage locations (typically a properly closed warehouse) should be provided on site for any unused bentonite that needs to be transported away after all the related construction activities area completed. The requirements in ProPECC PN 1/94 should be adhered to in the handling and disposal of bentonite slurries.</li> </ul>	To minimize construction water quality impact from tunneling works	Contractor	All tunneling portion	Construction stage	<ul style="list-style-type: none"> <li>• Water Pollution Control Ordinance</li> <li>• ProPECC PN 1/94</li> <li>• TM-DSS</li> <li>• TM-EIAO</li> </ul>	• Implemented
S6.9.1.3	W3	<p><u>Sewage Effluent</u></p> <ul style="list-style-type: none"> <li>• Portable chemical toilets and sewage holding tanks are recommended for handling the construction sewage generated by the workforce. A licensed contractor should be employed to provide appropriate and adequate portable toilets and be</li> </ul>	To minimize water quality from sewage effluent	Contractor	All construction sites where practicable	Construction stage	<ul style="list-style-type: none"> <li>• Water Pollution Control Ordinance</li> <li>• TM-DSS</li> </ul>	• Implemented

Environmental Mitigation Implementation Schedule –  
Contract No. HY/2014/08 (Yau Ma Tei East)

EIA Ref.	EM&A Log Ref.	Recommended Mitigation Measures	Objectives of the Recommended Measures & Main Concerns to address	Implementation Agent	Location / Timing	Implementation Stage	Requirements and/or standards to be achieved	Implementation Status
		responsible for appropriate disposal and maintenance.						
S6.9.1.5	W4	<p><u>Groundwater from Potential Contaminated Area:</u></p> <ul style="list-style-type: none"> <li>No direct discharge of groundwater from contaminated areas should be adopted.</li> <li>A discharge license under the WPCO through the Regional Office of EPD for groundwater discharge should be applied. Prior to the excavation works within these potentially contaminated areas, the groundwater quality should be reviewed during the process of discharge license application. The compliance to the Technical Memorandum on Standards for Effluents Discharged into Drainage on Sewerage Systems, Inland and Coastal Waters (TM-DSS) and the existence of prohibited substance should be confirmed. If the review results indicated that the groundwater to be generated from the excavation works would be contaminated, the contaminated groundwater should be either properly treated in compliance with the requirements of the TM-DSS or properly recharged into the ground.</li> <li>If wastewater treatment is deployed, the wastewater treatment unit shall deploy suitable treatment process (e.g. oil interceptor / activated carbon) to reduce the pollution level to an</li> </ul>	To minimize groundwater quality impact from contaminated area	Contractor	Excavation areas where contamination is found	Construction stage	<ul style="list-style-type: none"> <li>Water Pollution Control Ordinance</li> <li>TM-DSS</li> <li>TM-EIAO</li> </ul>	<ul style="list-style-type: none"> <li>Implemented</li> </ul>

Environmental Mitigation Implementation Schedule –  
Contract No. HY/2014/08 (Yau Ma Tei East)

EIA Ref.	EM&A Log Ref.	Recommended Mitigation Measures	Objectives of the Recommended Measures & Main Concerns to address	Implementation Agent	Location / Timing	Implementation Stage	Requirements and/or standards to be achieved	Implementation Status
		<p>acceptable standard and remove any prohibited substances (e.g. TPH) to undetectable range. All treated effluent from wastewater treatment plant shall meet the requirements as stated in TM-DSS and should be discharged into the foul sewers.</p> <ul style="list-style-type: none"> <li>If groundwater recharging wells are deployed, recharging wells should be installed as appropriate for recharging the contaminated groundwater back into the ground. The recharging wells should be selected at places where the groundwater quality will not be affected by the recharge operation as indicated in the Section 2.3 of TM-DSS. The baseline groundwater quality shall be determined prior to the selection of the recharge wells, and submit a working plan (including the laboratory analytical results showing the quality of groundwater at the proposed recharge location(s) as well as the pollutant levels of groundwater to be recharged) to EPD for agreement. Pollution levels of groundwater to be recharged shall not be higher than pollutant levels of ambient groundwater at the recharge well. Prior to recharge, any prohibited substances such as TPH products should be removed as necessary by installing the petrol interceptor.</li> </ul>						
S6.9.1.6	W6	<p><u>Accidental Spillage</u></p> <p>In order to prevent accidental spillage of chemicals, the following is recommended:</p>	To minimize water quality impact from accidental	Contractor	All construction site where practicable	Construction stage	<ul style="list-style-type: none"> <li>Water Pollution Control Ordinance</li> </ul>	<ul style="list-style-type: none"> <li>Implemented</li> </ul>

Environmental Mitigation Implementation Schedule –  
Contract No. HY/2014/08 (Yau Ma Tei East)

EIA Ref.	EM&A Log Ref.	Recommended Mitigation Measures	Objectives of the Recommended Measures & Main Concerns to address	Implementation Agent	Location / Timing	Implementation Stage	Requirements and/ or standards to be achieved	Implementation Status
		<ul style="list-style-type: none"> <li>All the tanks, containers, storage area should be bunded and the locations should be locked as far as possible from the sensitive watercourse and stormwater drains;</li> <li>The Contractor should register as a chemical waste producer if chemical wastes would be generated. Storage of chemical waste arising from the construction activities should be stored with suitable labels and warnings.</li> </ul> <p>Disposal of chemical wastes should be conducted in compliance with the requirements as stated in the Waste Disposal (Chemical Waste) (General) Regulation.</p>	spillage				<ul style="list-style-type: none"> <li>ProPECC PN 1/94</li> <li>TM-EIAO</li> <li>TM-DSS</li> </ul>	
Waste Management (Construction Waste)								
S7.4.1	WM1	<p><u>On-site sorting of C&amp;D material</u></p> <ul style="list-style-type: none"> <li>Geological assessment should be carried out by competent persons on site during excavation to identify materials which are not suitable to use as aggregate in structural concrete (e.g. volcanic rock, Aplite dyke rock, etc.). Volcanic rock and Aplite dyke rock should be separated at the source sites as far as practicable and stored at designated stockpile area preventing them from delivering to crushing facilities. The crushing plant operator should also be reminded to set up measures to prevent unsuitable rock from ending up at concrete</li> </ul>	Separation of unsuitable rock from ending up at concrete batching plants and be turned into concrete for structural use	Contractor	All construction sites	Construction stage	<ul style="list-style-type: none"> <li>DEVB (W) No. 6/2010</li> </ul>	<ul style="list-style-type: none"> <li>Implemented</li> </ul>

Environmental Mitigation Implementation Schedule –  
Contract No. HY/2014/08 (Yau Ma Tei East)

EIA Ref.	EM&A Log Ref.	Recommended Mitigation Measures	Objectives of the Recommended Measures & Main Concerns to address	Implementation Agent	Location / Timing	Implementation Stage	Requirements and/ or standards to be achieved	Implementation Status
		batching plants and be turned into concrete for structural use. Details regarding control measures at source site and crushing facilities should be submitted by the Contractor for the Engineer to review and agree. In addition, site records should also be kept for the types of rock materials excavated and the traceability of delivery will be ensured with the implementation of Trip Ticket System and enforced by site supervisory staff as stipulated under DEVB TC(W) No. 6/2010 for tracking of the correct delivery to the rock crushing facilities for processing into aggregates. Alternative disposal option for the reuse of volcanic rock and Aplite Dyke rock, etc. should be explored.						
S7.5.1	WM2	<p><u>Construction and Demolition Material</u></p> <ul style="list-style-type: none"> <li>• Maintain temporary stockpiles and reuse excavated fill material for backfilling and reinstatement;</li> <li>• Carry out on-site sorting;</li> <li>• Make provisions in the Contract documents to allow and promote the use of recycled aggregates where appropriate;</li> <li>• Adopt 'selective demolition' technique to demolish the existing structures and facilities with a view to recovering broken concrete effectively for recycling purpose, where possible;</li> <li>• Implement a trip-ticket system for each works contract to ensure that the disposal of C&amp;D materials are properly documented and verified; and</li> </ul>	Good site practice to minimize the waste generation and recycle the C&D materials as far as practicable so as to reduce the amount for final disposal	Contractor	All construction sites	Construction stage	<ul style="list-style-type: none"> <li>• Land (Miscellaneous Provisions) Ordinance</li> <li>• Waste Disposal Ordinance</li> <li>• ETWB TCW No. 19/2005</li> </ul>	<ul style="list-style-type: none"> <li>• Implemented</li> </ul>

Environmental Mitigation Implementation Schedule –  
Contract No. HY/2014/08 (Yau Ma Tei East)

EIA Ref.	EM&A Log Ref.	Recommended Mitigation Measures	Objectives of the Recommended Measures & Main Concerns to address	Implementation Agent	Location / Timing	Implementation Stage	Requirements and/or standards to be achieved	Implementation Status
		<ul style="list-style-type: none"> <li>Implement an enhanced Waste Management Plan similar to ETWBTC (Works) No. 19/2005 – “Environmental Management on Construction Sites” to encourage on-site sorting of C&amp;D materials and to minimize their generation during the course of construction.</li> </ul>						
S7.5.1	WM3	<p><b>C&amp;D Waste</b></p> <ul style="list-style-type: none"> <li>Standard formwork or pre-fabrication should be used as far as practicable in order to minimize the arising of C&amp;D materials. The use of more durable formwork or plastic facing for the construction works should be considered. Use of wooden hoardings should not be used, as in other projects. Metal hoarding should be used to enhance the possibility of recycling. The purchasing of construction materials will be carefully planned in order to avoid over ordering and wastage;</li> <li>The Contractor should recycle as much of the C&amp;D materials as possible on-site. Public fill and C&amp;D waste should be segregated and stored in different containers or skips to enhance reuse or recycling of materials and their proper disposal. Where practicable, concrete and masonry can be crushed and used as fill. Steel reinforcement bar can be used by scrap steel mills. Different areas of the sites should be considered for such segregation and storage.</li> </ul>	Good site practice to minimize the waste generation and recycle the C&D materials as far as practicable so as to reduce the amount for final disposal	Contractor	All construction sites	Construction stage	<ul style="list-style-type: none"> <li>Land (Miscellaneous Provisions) Ordinance</li> <li>Waste Disposal Ordinance</li> <li>ETWB TCW No. 19/2005</li> </ul>	<ul style="list-style-type: none"> <li>Implemented</li> </ul>

Environmental Mitigation Implementation Schedule –  
Contract No. HY/2014/08 (Yau Ma Tei East)

EIA Ref.	EM&A Log Ref.	Recommended Mitigation Measures	Objectives of the Recommended Measures & Main Concerns to address	Implementation Agent	Location / Timing	Implementation Stage	Requirements and/ or standards to be achieved	Implementation Status
S7.5.1	WM5	<p><u>Land-based Sediment</u></p> <ul style="list-style-type: none"> <li>All construction plant and equipment shall be designed and maintained to minimize the risk of silt, sediments, contaminants or other pollutants being released into the water column or deposited in the locations other than designated location;</li> <li>All vessels shall be sized such that adequate draft is maintained between vessels and the sea bed at all states of the tide to ensure that undue turbidity is not generated by turbulence from vessel movement or propeller wash;</li> <li>Before moving the vessels which are used for transporting dredged material, excess material shall be cleaned from the decks and exposed fittings of vessels and the excess materials shall never be dumped into the sea except at the approved locations;</li> <li>Adequate freeboard shall be maintained on barges to ensure that decks are not washed by wave action.</li> <li>The Contractors shall monitor all vessels transporting material to ensure that no dumping outside the approved location takes place. The Contractor shall keep and produce logs and other records to demonstrate compliance and that journeys are consistent with designated locations and copies of such records shall be submitted to the engineers;</li> <li>The Contractors shall comply with the conditions in the dumping license.</li> </ul>	To control pollution due to marine sediment	Contractor	Along CKR alignment	Construction stage	<ul style="list-style-type: none"> <li>ETWB TCW No. 34/2002</li> </ul>	<ul style="list-style-type: none"> <li>Implemented</li> </ul>

Environmental Mitigation Implementation Schedule –  
Contract No. HY/2014/08 (Yau Ma Tei East)

EIA Ref.	EM&A Log Ref.	Recommended Mitigation Measures	Objectives of the Recommended Measures & Main Concerns to address	Implementation Agent	Location / Timing	Implementation Stage	Requirements and/ or standards to be achieved	Implementation Status
		<ul style="list-style-type: none"> <li>All bottom dumping vessels (Hopper barges) shall be fitted with tight fittings seals to their bottom openings to prevent leakage of material;</li> <li>The material shall be placed into the disposal pit by bottom dumping;</li> <li>Contaminated marine mud shall be transported by spit barge of not less than 750m3 capacity and capable of rapid opening and discharge at the disposal site;</li> <li>Discharge shall be undertaken rapidly and the hoppers shall be closed immediately. Material adhering to the sides of the hopper shall not be washed out of the hopper and the hopper shall remain closed until the barge returns to the disposal site.</li> <li>For Type 3 special disposal treatment, sealing of contaminant with geosynthetic containment before dropping designated mud pit would be a possible arrangement. A geosynthetic containment method is a method whereby the sediments are sealed in geosynthetic containers and, the containers would be dropped into the designated contaminated mud pit where they would be covered by further mud disposal and later by the mud pit capping at the disposal site, thereby fulfilling the requirements for fully confined mud disposal.</li> </ul>						
S7.5.1	WM6	<u>Chemical Waste</u> <ul style="list-style-type: none"> <li>Chemical waste that is produced, as defined by Schedule 1 of the Waste Disposal (Chemical Waste) (General) Regulation, should be handled in</li> </ul>	Control the chemical waste and ensure proper storage,	Contractor	All construction sites	Construction stage	<ul style="list-style-type: none"> <li>Waste Disposal (Chemical Waste)</li> </ul>	<ul style="list-style-type: none"> <li>Implemented, deficiency rectified after observation</li> </ul>

Environmental Mitigation Implementation Schedule –  
Contract No. HY/2014/08 (Yau Ma Tei East)

EIA Ref.	EM&A Log Ref.	Recommended Mitigation Measures	Objectives of the Recommended Measures & Main Concerns to address	Implementation Agent	Location / Timing	Implementation Stage	Requirements and/ or standards to be achieved	Implementation Status
		<p>accordance with the Code of Practice on the Packaging, Labelling and Storage of Chemical Wastes;</p> <ul style="list-style-type: none"> <li>• Containers used for the storage of chemical wastes should be suitable for the substance they are holding, resistant to corrosion, maintained in a good condition, and securely closed, have a capacity of less than 450 L unless the specification has been approved by EPD, and display a label in English and Chinese in accordance with instructions prescribed in Schedule 2 of the regulation;</li> <li>• The storage area for chemical wastes should be clearly labelled and used solely for the storage of chemical waste, enclosed on at least 3 sides, have an impermeable floor and bunding of sufficient capacity to accommodate 110% of the volume of the largest container or 20% of the total volume of waste stored in that area, whichever is the greatest, have adequate ventilation, covered to prevent rainfall entering, and arranged so that incompatible materials are adequately separated;</li> <li>• Disposal of chemical waste should be via a licensed waste collector, be to a facility licensed to receive chemical waste, such as the Chemical Waste Treatment Centre which also offers a chemical waste collection service and can supply the necessary storage containers, or be to a reuser of the waste, under approval from EPD.</li> </ul>	handling and disposal				<p>(General) Regulation</p> <ul style="list-style-type: none"> <li>• Code of Practice on the Packaging, Labelling and Storage of Chemical Waste</li> </ul>	

Environmental Mitigation Implementation Schedule –  
Contract No. HY/2014/08 (Yau Ma Tei East)

EIA Ref.	EM&A Log Ref.	Recommended Mitigation Measures	Objectives of the Recommended Measures & Main Concerns to address	Implementation Agent	Location / Timing	Implementation Stage	Requirements and/ or standards to be achieved	Implementation Status
S7.5.1	WM7	<u>General Refuse</u> <ul style="list-style-type: none"> <li>General refuse generated on-site should be stored in enclosed bins or compaction units separately from construction and chemical wastes;</li> <li>A reputable waste collector should be employed by the Contractor to remove general refuse from the site, separately from construction and chemical wastes, on a daily basis to minimize odour, pest and litter impacts. Burning of refuse on construction sites is prohibited by law.</li> <li>Aluminum cans are often recovered from the waste stream by individual collectors if they are segregated and made easily accessible. Separate labelled bins for their deposit should be provided if feasible;</li> <li>Office wastes can be reduced through the recycling of paper if volumes are large enough to warrant collection. Participation in a local collection scheme should be considered by the Contractor.</li> </ul>	Minimize production of the general refuse and avoid odour, pest and litter impacts	Contractor	All construction sites	Construction stage	<ul style="list-style-type: none"> <li>Waste Disposal Ordinance</li> </ul>	<ul style="list-style-type: none"> <li>Implemented after reminder</li> </ul>
Land Contamination								
S8.9 & Appendix 8.4	LC2	<u>Excavation of the Contaminated Soil</u> <ul style="list-style-type: none"> <li>Prior to commencement of the excavation works at the contamination zone, the zone should be clearly marked out on site and the surface levels recorded. Excavation of contaminated material should be undertaken using dedicated earth-moving plant.</li> <li>The excavated contaminated soils would be stockpiled at designated area on site and covered by sheet to prevent dispersion of contamination</li> </ul>	The contaminated soil will be excavated for on-site reuse	Contractor	PBH4	Prior to commencement of construction works within the contaminated area	<ul style="list-style-type: none"> <li>Practice Guide (PG) for Investigation and Remediation of Contaminated Land</li> </ul>	<ul style="list-style-type: none"> <li>Implemented</li> </ul>

Environmental Mitigation Implementation Schedule –  
Contract No. HY/2014/08 (Yau Ma Tei East)

EIA Ref.	EM&A Log Ref.	Recommended Mitigation Measures	Objectives of the Recommended Measures & Main Concerns to address	Implementation Agent	Location / Timing	Implementation Stage	Requirements and/or standards to be achieved	Implementation Status					
		<p>during stockpiling.</p> <ul style="list-style-type: none"> <li>The Contractor should pay attention to the selection of suitable groundwater lowering schemes and discharge points if the groundwater table is higher than the contaminated soils during excavation. The Contractor should also obtain a valid Water Pollution Control Ordinance (WPCO) discharge licence from EPD where applicable.</li> </ul>					<ul style="list-style-type: none"> <li>Guidance Notes for Contaminated Land Assessment and Remediation</li> <li>Guidance Manual for Use of Risk-Based Remediation Goals (RBRGs) for Contaminated Land Management</li> </ul>						
S8.9 & Appendix 8.4	LC3	<ul style="list-style-type: none"> <li>Following completion of the excavation to the specified depth, at least one sample from the base of the excavation and four samples evenly distributed along the boundary of the excavation shall be taken for a closure assessment testing. The acceptance criterion is shown below:</li> </ul> <table border="1" data-bbox="376 970 898 1094"> <thead> <tr> <th>Locations</th> <th>Testing requirement</th> <th>Acceptance Criteria</th> </tr> </thead> <tbody> <tr> <td>PBH4</td> <td>PCBs</td> <td>RBRGs (Public Park)</td> </tr> </tbody> </table> <ul style="list-style-type: none"> <li>If the results of analysis below the RBRGs (Public Park), no further excavation will be required.</li> </ul> <p>If the analysis indicates presence of contamination (i.e. noncompliance of the acceptance criteria), further excavation shall be carried out in 0.5m increment vertically and/or horizontally depending on the location(s) of the sample(s) which has exceeded the acceptance criteria. Further sampling shall also be conducted for compliance testing. The process of</p>	Locations	Testing requirement	Acceptance Criteria	PBH4	PCBs	RBRGs (Public Park)					<ul style="list-style-type: none"> <li>Implemented</li> </ul>
Locations	Testing requirement	Acceptance Criteria											
PBH4	PCBs	RBRGs (Public Park)											

Environmental Mitigation Implementation Schedule –  
Contract No. HY/2014/08 (Yau Ma Tei East)

EIA Ref.	EM&A Log Ref.	Recommended Mitigation Measures	Objectives of the Recommended Measures & Main Concerns to address	Implementation Agent	Location / Timing	Implementation Stage	Requirements and/or standards to be achieved	Implementation Status
		excavation, sampling and compliance testing should continue until all contaminated materials are removed and should be supervised by a Land Contamination Specialist.						
Appendix 8.4	LC4	A Remediation Report (RR) to demonstrate adequate clean-up shall be prepared and submitted to EPD for endorsement prior to the commencement of any construction/development works within the sites. No construction/development works shall be carried out prior to the endorsement of the RR by EPD.						<ul style="list-style-type: none"> <li>Implemented</li> </ul>
Hazard to Life								
S9.18	H1	Blasting activities regarding transport and use of explosives should be supervised and audited by competent site staff to ensure full compliance with the blasting permit conditions.	To ensure that the risks from the proposed explosives handling and transport would be acceptable	Contractor	Works areas at which explosives would be used	Construction stage	<ul style="list-style-type: none"> <li>Dangerous Goods Ordinance</li> </ul>	<ul style="list-style-type: none"> <li>N/A</li> </ul>
S9.6, para.4	H2	Detonators shall not be transported in the same vehicle with other Category 1 Dangerous Goods.	To reduce the risk of explosion during the transport of cartridged emulsion	Contractor	-	Construction stage	<ul style="list-style-type: none"> <li>Dangerous Goods Ordinance</li> </ul>	<ul style="list-style-type: none"> <li>N/A</li> </ul>
S9.6, para.8	H3	The explosives delivery trucks should be approved by Mines Division and should meet the regulatory requirements for transport of explosives.	To comply with the requirements for approval of an explosives	Contractor	-	Construction stage	<ul style="list-style-type: none"> <li>Dangerous Goods Ordinance</li> </ul>	<ul style="list-style-type: none"> <li>N/A</li> </ul>

Environmental Mitigation Implementation Schedule –  
Contract No. HY/2014/08 (Yau Ma Tei East)

EIA Ref.	EM&A Log Ref.	Recommended Mitigation Measures	Objectives of the Recommended Measures & Main Concerns to address	Implementation Agent	Location / Timing	Implementation Stage	Requirements and/ or standards to be achieved	Implementation Status
			delivery vehicle					
S9.10, para.7 and S9.18	H4	Blast cover should be provided for shaft at HMT, and kept closed during blasting.  Provision of blast doors or heavy duty blast curtains should be implemented at the shaft to prevent flyrock and control the air overpressure.	To ensure safe use of explosives	Contractor	Shaft	Construction stage	-	• N/A
S9.16	H5	Only the required quantity of explosives for a particular blast should be transported to avoid the return.	To reduce risks during explosives transport	Contractor	Works areas at which explosives would be used	Construction stage	-	• N/A
S9.18	H7	The approved truck dedicated for transport of explosives should comply with the "Guidance Note on Requirements for Approval of an Explosives Delivery Vehicle" issued by CEDD Mines Division. The truck should be periodically inspected and properly maintained in good operation conditions. The fuel carried in the fuel tank should be minimized to reduce the duration of fire. Adequate fire fighting equipment shall be provided, inspected and replaced periodically (e.g. fire extinguishers).	To reduce the risk during explosives transport	Contractor	Works areas of which explosives would be used	Construction stage	• Dangerous Goods Ordinance	• N/A
S9.18	H8	The driver and his assistant should be physically healthy, experienced and have good safe driving records. The driver should hold a proper driving licence for the approved transport truck. Dedicated training programme and regular road safety briefing	To reduce the risk during explosives transport	Contractor	Works areas at which explosives would be used	Construction stage	-	• N/A

Environmental Mitigation Implementation Schedule –  
Contract No. HY/2014/08 (Yau Ma Tei East)

EIA Ref.	EM&A Log Ref.	Recommended Mitigation Measures	Objectives of the Recommended Measures & Main Concerns to address	Implementation Agent	Location / Timing	Implementation Stage	Requirements and/ or standards to be achieved	Implementation Status
		sessions/ workshops should be provided to enhance their safe driving attitude and practice. Smoking should be strictly prohibited.						
S9.18	H9	Emergency response plans in case of road accident should be prepared and implemented. The driver and his assistant should be familiar with the emergency procedures including evacuation, and proper communication/ fire-fighting equipment should be provided to the driver and his assistant.	To reduce the risk during explosives transport	Contractor	Works areas at which explosives would be used	Construction stage	-	• N/A
S9.18	H10	Close liaison and communication among Mines Division, Contractors for transport of explosives, and working staff of the blasting should be established. In case of any change of work schedule leading to cancellation or variation of explosives required, relevant parties should be informed in time to avoid unused explosives at the work sites.	To reduce the risk during explosives transport	Contractor	Works areas at which explosives would be used	Construction stage	-	• N/A
S9.18	H11	Close liaison and communication with Fire Services Department should be established to reduce the accidental detonation escalated from a fire. The contractors for transport of explosives should use the preferred transport routes as far as practicable.	To reduce the risk during explosives transport	Contractor	Works areas at which explosives would be used	Construction stage	-	• N/A
S9.18	H12	Contingency plan should be prepared for transport of explosives under severe weather conditions such as rainstorms and thunderstorms.	To reduce the risk during explosives transport	Contractor	Works areas at which explosives would be used	Construction stage	-	• N/A

Environmental Mitigation Implementation Schedule –  
Contract No. HY/2014/08 (Yau Ma Tei East)

EIA Ref.	EM&A Log Ref.	Recommended Mitigation Measures	Objectives of the Recommended Measures & Main Concerns to address	Implementation Agent	Location / Timing	Implementation Stage	Requirements and/ or standards to be achieved	Implementation Status
S9.18	H13	For explosive transport, all packages of explosives on the truck should be properly stored in the truck compartment as required. Packaging of the explosives should remain intact (i.e. damage free) until they are transferred to the blasting site.	To reduce the risk during explosives transport	Contractor	Works areas at which explosives would be used	Construction stage	-	• N/A
S9.18	H14	Availability of a parking space should be ensured before commencement of transport of explosives. Location for loading and unloading of explosives should be as close as possible to the shaft. No hot work should be performed in the vicinity during the time of loading and unloading.	To reduce the risk during explosives transport	Contractor	Works areas at which explosives would be used	Construction stage	-	• N/A
S9.18	H22	It is recommended to explore to minimize the use of the cartridged emulsion explosives and maximize the use of bulk emulsion explosive as far as practicable.	To reduce the risk during explosives transport	Contractor	Works areas at which explosives would be used	Construction stage	-	• N/A
S9.18	H24	It is recommended to explore to use smaller explosive charges such as 'cast boosters' or 'mini-cast booster' instead of cartridged emulsion as primers for bulk emulsion. This option reduces the quantity of explosives required for transportation for the sections where bulk emulsion will be used.	To reduce the risk during explosives transport	Contractor	Works areas at which explosives would be used	Construction stage	-	• N/A
<b>Landscape &amp; Visual</b>								
S10.10.1 Table 10.11	LV3	<u>Good Site Management</u> • Large temporary stockpiles of excavated material shall be covered with unobtrusive sheeting to prevent dust and dirt spreading to adjacent landscape areas and vegetation, and to create a neat and tidy visual appearance.	Minimize visual impact	Contractor	Within Project site	Construction stage	-	• Implemented

Environmental Mitigation Implementation Schedule –  
Contract No. HY/2014/08 (Yau Ma Tei East)

EIA Ref.	EM&A Log Ref.	Recommended Mitigation Measures	Objectives of the Recommended Measures & Main Concerns to address	Implementation Agent	Location / Timing	Implementation Stage	Requirements and/ or standards to be achieved	Implementation Status
		<ul style="list-style-type: none"> <li>Construction plant and building material shall be orderly and carefully stored in order to create a neat and tidy visual appearance.</li> </ul>						
S10.10.1 Table 10.11	LV4	<u>Screen Hoarding</u> <ul style="list-style-type: none"> <li>Decorative screen hoarding should be erected to screen the public from the construction area. It should be designed to be compatible with the existing urban context.</li> </ul>	Minimize visual impact	Contractor	Within Project site	Construction stage	-	<ul style="list-style-type: none"> <li>Implemented</li> </ul>
S10.10.1 Table 10.11	LV5	<u>Lighting Control during Construction</u> <ul style="list-style-type: none"> <li>All lighting in the construction site shall be carefully controlled to minimize light pollution and night-time glare to nearby residencies and GIC. The Contractor shall consider other security measures, which shall minimize the visual impacts.</li> </ul>	Minimize visual impact	Contractor	Within Project site	Construction stage	-	<ul style="list-style-type: none"> <li>Implemented</li> </ul>
S10.10.1 Table 10.11	LV6	<u>Erosion Control</u> <ul style="list-style-type: none"> <li>The potential for soil erosion shall be reduced by minimizing the extent of vegetation disturbance on site and by providing a protective cover over newly exposed soil.</li> </ul>	Minimize landscape impact	Contractor	Within Project site	Construction stage	-	<ul style="list-style-type: none"> <li>N/A</li> </ul>
S10.10.1 Table 10.11	LV7	<u>Tree Protection &amp; Preservation</u> <ul style="list-style-type: none"> <li>Carefully protected during construction. Tree protection measures will be detailed at the Tree Removal Application stage and plans submitted to the relevant Government Department for approval in due course in accordance with ETWB TC no. 3/2006.</li> </ul>	Minimize landscape and visual impact	Contractor	Within Project site	Construction stage	<ul style="list-style-type: none"> <li>'Guidelines for Tree Risk Management and Assessment Arrangement on an Area Basis and on a Tree Basis', Greening,</li> </ul>	<ul style="list-style-type: none"> <li>Implemented</li> </ul>

Environmental Mitigation Implementation Schedule –  
Contract No. HY/2014/08 (Yau Ma Tei East)

EIA Ref.	EM&A Log Ref.	Recommended Mitigation Measures	Objectives of the Recommended Measures & Main Concerns to address	Implementation Agent	Location / Timing	Implementation Stage	Requirements and/or standards to be achieved	Implementation Status
							Landscape and Tree Management (GLTM) Section, DEVB <ul style="list-style-type: none"> <li>Latest recommended horticultural practices from GLTM Section, DEVB</li> </ul>	
S10.10.1 Table 10.11	LV8	<u>Tree Transplantation</u> <ul style="list-style-type: none"> <li>For trees unavoidably affected by the Project that have to be removed, where practical transplantation will be chosen as the top priority method of removal. If this is not possible or practical compensatory planting will be provided for trees unavoidably felled (See LV10). For trees unavoidably affected by the Project works that are transplanted, transplantation must be carried out in accordance with ETWB TCW 2/2004 and 3/2006.</li> </ul>	Minimize landscape and visual impact	Contractor	Within Project site and designated off-site locations	Prior to Construction stage	<ul style="list-style-type: none"> <li>ETWB TCW 3/2006</li> <li>Latest recommended horticultural practices from Greening, Landscape and Tree Management (GLTM) Section, DEVB</li> <li>ETWB TCW</li> </ul>	<ul style="list-style-type: none"> <li>N/A</li> </ul>

Environmental Mitigation Implementation Schedule –  
Contract No. HY/2014/08 (Yau Ma Tei East)

EIA Ref.	EM&A Log Ref.	Recommended Mitigation Measures	Objectives of the Recommended Measures & Main Concerns to address	Implementation Agent	Location / Timing	Implementation Stage	Requirements and/ or standards to be achieved	Implementation Status
							2/2004	
S10.10.1 Table 10.11	LV9	<p><u>Compensatory Planting</u></p> <ul style="list-style-type: none"> <li>For trees unavoidably affected by the Project that have to be removed, where practical transportation will be chosen as the top priority method of removal but if this is not possible or practical compensatory planting will be provided for trees unavoidably felled. All felled trees shall be compensated for by planting trees to the satisfaction of relevant Government projects. Required numbers and locations of compensatory trees shall be determined and agreed separately with Government during the Tree Felling Application process under ETWBTC 3/2006.</li> <li>Compensatory tree planting may be incorporated into public open spaces and along roadside amenity areas affected by the construction works and therefore be part of the bigger wider planting plans. Onsite compensation planting is preferred but if necessary, additional receptor sites outside the Works Area shall be agreed separately with Government during the Tree Felling Application process.</li> </ul>	Minimize visual impact and also enhance landscape	Contractor	Within Project site	Construction stage	<ul style="list-style-type: none"> <li>ETWB TCW 3/2006</li> <li>Latest recommended horticultural practices from Greening, Landscape and Tree Management (GLTM) Section, DEVB</li> <li>ETWB TCW 2/2004</li> </ul>	<ul style="list-style-type: none"> <li>N/A</li> </ul>
Cultural Heritage Impact (Construction Phase)								

Environmental Mitigation Implementation Schedule –  
Contract No. HY/2014/08 (Yau Ma Tei East)

EIA Ref.	EM&A Log Ref.	Recommended Mitigation Measures	Objectives of the Recommended Measures & Main Concerns to address	Implementation Agent	Location / Timing	Implementation Stage	Requirements and/ or standards to be achieved	Implementation Status
S11.4.4	CH1	The contractor should be alerted during the construction on the possibility of locating archaeological remains and as a precautionary measure, AMO shall be informed immediately in case of discovery of antiquities or supposed antiquities in the subject sites.	To preserve any cultural heritage items which may be removed and damaged by the excavation	Contractor	During construction works for cut and cover tunnels	Construction stage	<ul style="list-style-type: none"> <li>• AMOs requirements</li> </ul>	<ul style="list-style-type: none"> <li>• Implemented</li> </ul>
S12.6.1	CH3	<ul style="list-style-type: none"> <li>• Protective covering should be provided for the buildings in the form of plastic sheeting;</li> <li>• Buffer zones should be provided between the construction works and the external walls of the buildings and should be as large as site restrictions allow and be marked out by temporary fencing or hoarding;</li> <li>• An underpinning scheme is required to transfer the existing column loadings to a deeper rock stratum. The supporting system includes cutting the existing ground floor slab to expose the existing pile caps and then construct transfer beams at both sides of the pile caps. The transfer beams will tie up with the existing caps. Loadings of the transfer beams will be transferred to the rock socket piles installed at the two ends of the beams;</li> <li>• The AAA settlement and tilting limit should be 6/8/10 mm and 1/2000, 1/1500 and 1/1000;</li> <li>• Monitoring of vibration levels will be undertaken during the construction phase and the Alert, Alarm and Action (AAA) vibration limit will be set at 5/6/7.5 mm/s. The monitoring proposal should be sent to AMO for comment;</li> </ul>	Protect the building from damage from construction works	Contractor	Yau Ma Tei Police Station (Old Wing) (CKR-01)	Prior to commencement of and during the construction phase	<ul style="list-style-type: none"> <li>• Guidelines for Cultural Heritage Impact Assessment</li> <li>• EIAO-TM Annex 10 and Annex 19</li> <li>• AMO Proposed Vibration Limits</li> </ul>	<ul style="list-style-type: none"> <li>• Implemented</li> </ul>

Environmental Mitigation Implementation Schedule –  
Contract No. HY/2014/08 (Yau Ma Tei East)

EIA Ref.	EM&A Log Ref.	Recommended Mitigation Measures	Objectives of the Recommended Measures & Main Concerns to address	Implementation Agent	Location / Timing	Implementation Stage	Requirements and/or standards to be achieved	Implementation Status
		<ul style="list-style-type: none"> <li>Regular site inspections and monitoring works will be carried out by the contractor and the monitoring results will be submitted to the resident site staff of HyD to ensure compliance.</li> </ul>						
S12.6.1		<ul style="list-style-type: none"> <li>Adopting diaphragm wall construction method;</li> <li>Grout curtain should be provided in front of the building;</li> <li>Recharging system should be installed as a contingency measure to mitigate the fluctuation of water table;</li> <li>the AAA settlement and tilting limit should be 6/8/10 mm and 1/2000, 1/1500 and 1/1000;</li> <li>Monitoring of vibration levels will be undertaken during the construction phase and the Alert, Alarm and Action (AAA) vibration limit will be set at 5/6/7.5 mm/s. The monitoring proposal should be sent to AMO for comment;</li> <li>Regular site inspections and monitoring works will be carried out by the contractor and the monitoring results will be submitted to the resident site staff of HyD to ensure compliance.</li> </ul>	Protect the building from damage from construction works	Contractor	Yau Ma Tei Police Station (Old Wing) (CKR-01)	Prior to commencement of and during the construction phase	<ul style="list-style-type: none"> <li>Guidelines for Cultural Heritage Impact Assessment</li> <li>EIAO-TM Annex 10 and Annex 19</li> <li>AMO Proposed Vibration Limits</li> </ul>	<ul style="list-style-type: none"> <li>Implemented</li> </ul>
S12.6.1 Table 12.2		<ul style="list-style-type: none"> <li>The Alert, Alarm and Action (AAA) vibration limit will be set at 3/4/5 mm/s and a condition survey shall be carried out by the project proponent prior to the construction phase to confirm this assessment</li> <li>Vibration monitoring of the structure shall be employed during the construction phase to ensure that the level is not exceeded. The monitoring proposal should be sent to AMO for comment.</li> </ul>	Protect the building from damage from construction works	Contractor	Tin Hau Temple (CKR-02)	Prior to commencement of and during the construction phase	<ul style="list-style-type: none"> <li>Guidelines for Cultural Heritage Impact Assessment</li> <li>EIAO-TM Annex 10 and Annex 19</li> <li>AMO</li> </ul>	<ul style="list-style-type: none"> <li>Implemented</li> </ul>

Environmental Mitigation Implementation Schedule –  
Contract No. HY/2014/08 (Yau Ma Tei East)

EIA Ref.	EM&A Log Ref.	Recommended Mitigation Measures	Objectives of the Recommended Measures & Main Concerns to address	Implementation Agent	Location / Timing	Implementation Stage	Requirements and/ or standards to be achieved	Implementation Status
							Proposed Vibration Limits	
EM&A Project								
S13.2	EM1	An Independent Environmental Checker needs to be employed as per the EM&A Manual	Control EM&A Performance	Highways Department	All construction sites	Construction stage	<ul style="list-style-type: none"> <li>EIAO Guidance Note No. 4/2010</li> <li>TM-EIAO</li> </ul>	<ul style="list-style-type: none"> <li>Implemented</li> </ul>
S13.2-13.4	EM2	<ul style="list-style-type: none"> <li>An Environmental Team needs to be employed as per the EM&amp;A Manual;</li> <li>Prepare a systematic Environmental Management Plan to ensure effective implementation of the mitigation measures;</li> <li>An environmental impact monitoring needs to be implemented by the Environmental Team to ensure all the requirements given in the EM&amp;A Manual are fully complied with.</li> </ul>	Perform environmental monitoring & auditing	Highways Department/ Contractor	All construction sites	Construction stage	<ul style="list-style-type: none"> <li>EIAO Guidance Note No. 4/2010</li> <li>TM-EIAO</li> </ul>	<ul style="list-style-type: none"> <li>Implemented</li> </ul>

# Appendix G

## Monitoring Schedule of the Reporting Month

Impact Monitoring Schedule for YMTE						
May-26						
Sun	Mon	Tue	Wed	Thu	Fri	Sat
					1	2
3	4	5 Impact Air monitoring for W-A6 & W-A1 Noise monitoring for W-N1A, W-P11, W-N18 & W-N25A	6	7	8	9
10	11 Impact Air monitoring for W-A6 & W-A1 Noise monitoring for W-N1A, W-P11, W-N18 & W-N25A	12	13	14	15	16 Impact Air monitoring for W-A6 & W-A1 Noise monitoring for W-N1A, W-P11, W-N18 & W-N25A
17	18	19	20	21	22 Impact Air monitoring for W-A6 & W-A1 Noise monitoring for W-N1A, W-P11, W-N18 & W-N25A	23
24	25	26	27	28 Impact Air monitoring for W-A6 & W-A1 Noise monitoring for W-N1A, W-P11, W-N18 & W-N25A	29	30
31						

# Appendix H

## Calibration Certificates

### (Air Monitoring)



Aurecon Hong Kong Limited  
 Unit 1608, 16/F, Tower B, Manulife Financial Centre,  
 223 – 231 Wai Yip Street, Kwun Tong,  
 Kowloon Hong Kong S. A. R

**Certification of Calibration**

**Information of Unit-under-test (UUT)**

Date of Calibration:	<u>24-Mar-26</u>	Next Calibration Date:	<u>24-Mar-27</u>
UUT Manufacturer:	<u>Sibata Scientific Technology Ltd.</u>	UUT Model No.:	<u>LD-5R</u>
UUT Serial No.:	<u>2Y6548</u>	Report Reference No.:	<u>RPT-26-KTN-0016</u>
Calibration Location:	<u>Man Cheong Building</u>		

**Information of Reference Equipment**

Reference Equipment Manufacturer:	<u>Tisch Environmental</u>	<u>Tisch Environmental</u>
Reference Equipment Model No.:	<u>TE-5170X</u>	<u>TE-5028A</u>
Reference Equipment Serial No.:	<u>1087</u>	<u>3702</u>
Last Calibration Date:	<u>24-Mar-26</u>	<u>03-Jan-26</u>
Next Calibration Date:	<u>24-May-26</u>	<u>03-Jan-27</u>

**Calibration of 1-Hour TSP Result**

Calibration Point	Results from UUT	Results from Standard Equipment
	Mass Concentration ( $\mu\text{g}/\text{m}^3$ ) X-axis	Reference Concentration ( $\mu\text{g}/\text{m}^3$ ) Y-axis
1	49	55
2	45	51
3	22	26
4	20	22
5	40	43
6	31	33
Average	35	38

**Linear Regression of Y on X**

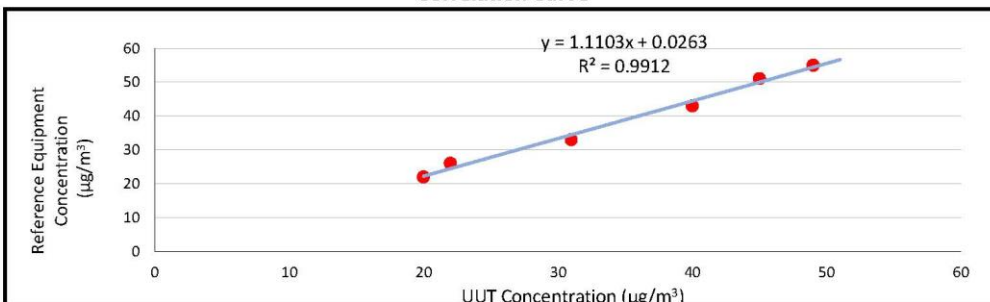
Slope, mv: <u>1.1103</u>	Intercept: <u>0.0263</u>	*Correlation Coefficient: <u>0.9956</u>
Verification Test Result: Strong Correlation, Results were accepted.		

\* If the Correlation Coefficient < 0.90, check and recalibrate.

**Set Calibration Factor**

Particulate Concentration by Reference Equipment ( $\mu\text{g}/\text{m}^3$ ):	38
Particulate Concentration by UUT ( $\mu\text{g}/\text{m}^3$ ):	35
Measuring Time, (min):	60
K Factor = High Volume Sampler / UUT, ( $\mu\text{g}/\text{m}^3$ ):	<u>1.11</u>

**Correlation Curve**



Operated By: Kate Wong Signature: Kate Date: 27-03-2026  
 Consultant,  
 Environmental



Aurecon Hong Kong Limited  
 Unit 1608, 16/F, Tower B, Manulife Financial Centre,  
 223 – 231 Wai Yip Street, Kwun Tong,  
 Kowloon Hong Kong S. A. R

**Certification of Calibration**

**Information of Unit-under-test (UUT)**

Date of Calibration:	<b>7-May-26 &amp; 13-May-26</b>	Next Calibration Date:	<b>7-May-27</b>
UUT Manufacturer:	Sibata Scientific Technology Ltd.	UUT Model No.:	LD-5R
UUT Serial No.:	2Y6548	Report Reference No.:	RPT-26-KTN-0025
Calibration Location:	Merit Industrial Centre (Block B)		

**Information of Reference Equipment**

Reference Equipment Manufacturer:	Tisch Environmental	Tisch Environmental
Reference Equipment Model No.:	TE-5170X	TE-5028A
Reference Equipment Serial No.:	1087	3702
Last Calibration Date:	7-May-26	2-Jan-26
Next Calibration Date:	7-Jul-26	2-Jan-27

**Calibration of 1-Hour TSP Result**

Calibration Point	Results from UUT	Results from Reference Equipment
	Mass Concentration ( $\mu\text{g}/\text{m}^3$ ) X-axis	Reference Concentration ( $\mu\text{g}/\text{m}^3$ ) Y-axis
1	60	76
2	70	85
3	50	55
4	36	50
5	32	38
6	34	39
Average	47	57

**Linear Regression of Y on X**

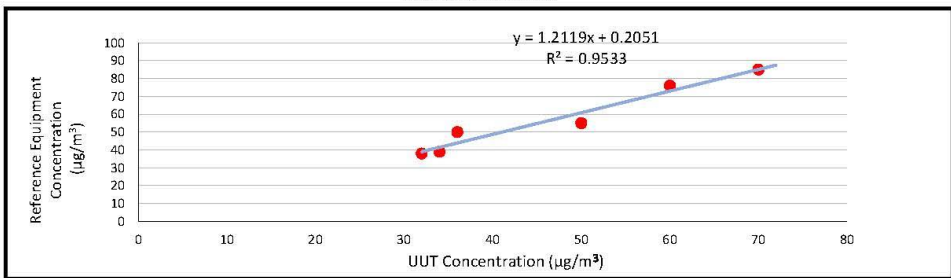
Slope, mv: <b>1.2119</b>	Intercept: <b>0.2051</b>	*Correlation Coefficient: <b>0.9764</b>
Verification Test Result: Strong Correlation, Results were accepted.		

\* If the Correlation Coefficient < 0.90, check and recalibrate.

**Set Calibration Factor**

Particulate Concentration by Reference Equipment ( $\mu\text{g}/\text{m}^3$ ):	57
Particulate Concentration by UUT ( $\mu\text{g}/\text{m}^3$ ):	47
Measuring Time, (min):	60
K Factor = High Volume Sampler / UUT, ( $\mu\text{g}/\text{m}^3$ ):	1.22

**Correlation Curve**



Operated By: Kate Wong Signature: Kate Date: 19-05-2026  
 Consultant,  
 Environmental

Checked By: Joe Ho Signature: [Signature] Date: 19-05-2026  
 Lead Consultant,  
 Environmental



Aurecon Hong Kong Limited  
 Unit 1608, 16/F, Tower B, Manulife Financial Centre,  
 223 – 231 Wai Yip Street, Kwun Tong,  
 Kowloon Hong Kong S. A. R

**Certification of Calibration**

**Information of Unit-under-test (UUT)**

Date of Calibration:	<u>24-Mar-26</u>	Next Calibration Date:	<u>24-Mar-27</u>
UUT Manufacturer:	<u>Sibata Scientific Technology Ltd.</u>	UUT Model No.:	<u>LD-5R</u>
UUT Serial No.:	<u>467358</u>	Report Reference No.:	<u>RPT-26-KTN-0015</u>
Calibration Location:	<u>Man Cheong Building</u>		

**Information of Reference Equipment**

Reference Equipment Manufacturer:	Tisch Environmental	Tisch Environmental
Reference Equipment Model No.:	TE-5170X	TE-5028A
Reference Equipment Serial No.:	1087	3702
Last Calibration Date:	24-Mar-26	03-Jan-26
Next Calibration Date:	24-May-26	03-Jan-27

**Calibration of 1-Hour TSP Result**

Calibration Point	Results from UUT	Results from Standard Equipment
	Mass Concentration ( $\mu\text{g}/\text{m}^3$ ) X-axis	Reference Concentration ( $\mu\text{g}/\text{m}^3$ ) Y-axis
1	47	55
2	43	51
3	24	26
4	16	22
5	37	43
6	29	33
Average	33	38

**Linear Regression of Y on X**

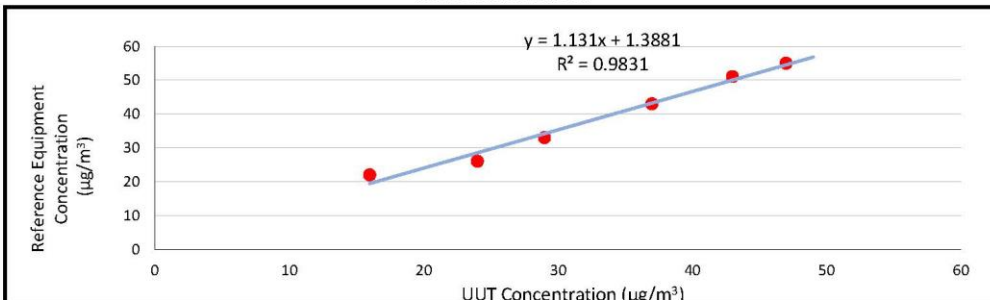
Slope, mv: <u>1.1310</u>	Intercept: <u>1.3881</u>	*Correlation Coefficient: <u>0.9915</u>
Verification Test Result: Strong Correlation, Results were accepted.		

\* If the Correlation Coefficient < 0.90, check and recalibrate.

**Set Calibration Factor**

Particulate Concentration by Reference Equipment ( $\mu\text{g}/\text{m}^3$ ):	38
Particulate Concentration by UUT ( $\mu\text{g}/\text{m}^3$ ):	33
Measuring Time, (min):	60
K Factor = High Volume Sampler / UUT, ( $\mu\text{g}/\text{m}^3$ ):	<u>1.17</u>

**Correlation Curve**



Operated By: Kate Wong Signature: Kate Date: 27-03-2026  
 Consultant,  
 Environmental



Aurecon Hong Kong Limited  
 Unit 1608, 16/F, Tower B, Manulife Financial Centre,  
 223 – 231 Wai Yip Street, Kwun Tong,  
 Kowloon Hong Kong S. A. R

**Certification of Calibration**

**Information of Unit-under-test (UUT)**

Date of Calibration:	<b>7-May-26 &amp; 13-May-26</b>	Next Calibration Date:	<b>7-May-27</b>
UUT Manufacturer:	Sibata Scientific Technology Ltd.	UUT Model No.:	LD-5R
UUT Serial No.:	467358	Report Reference No.:	RPT-26-KTN-0021
Calibration Location:	Merit Industrial Centre (Block B)		

**Information of Reference Equipment**

Reference Equipment Manufacturer:	Tisch Environmental	Tisch Environmental
Reference Equipment Model No.:	TE-5170X	TE-5028A
Reference Equipment Serial No.:	1087	3702
Last Calibration Date:	7-May-26	2-Jan-26
Next Calibration Date:	7-Jul-26	2-Jan-27

**Calibration of 1-Hour TSP Result**

Calibration Point	Results from UUT	Results from Reference Equipment
	Mass Concentration ( $\mu\text{g}/\text{m}^3$ ) X-axis	Reference Concentration ( $\mu\text{g}/\text{m}^3$ ) Y-axis
1	60	76
2	73	85
3	48	55
4	41	50
5	29	38
6	31	39
Average	47	57

**Linear Regression of Y on X**

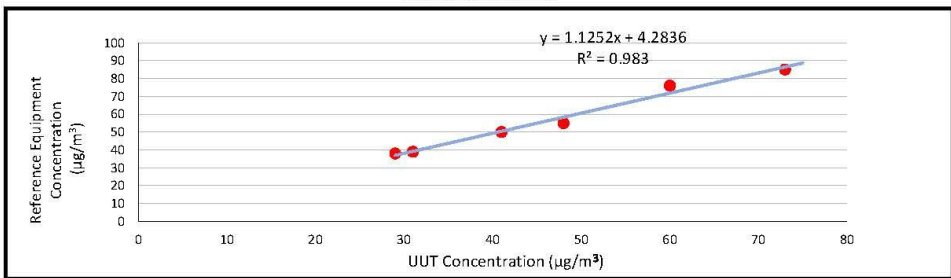
Slope, mv: <b>1.1252</b>	Intercept: <b>4.2836</b>	*Correlation Coefficient: <b>0.9915</b>
Verification Test Result: Strong Correlation, Results were accepted.		

\* If the Correlation Coefficient < 0.90, check and recalibrate.

**Set Calibration Factor**

Particulate Concentration by Reference Equipment ( $\mu\text{g}/\text{m}^3$ ):	57
Particulate Concentration by UUT ( $\mu\text{g}/\text{m}^3$ ):	47
Measuring Time, (min):	60
K Factor = High Volume Sampler / UUT, ( $\mu\text{g}/\text{m}^3$ ):	1.22

**Correlation Curve**



Operated By: Kate Wong Signature: Kate Date: 19-05-2026  
 Consultant,  
 Environmental

Checked By: Joe Ho Signature: [Signature] Date: 19-05-2026  
 Lead Consultant,  
 Environmental



Aurecon Hong Kong Limited  
 Unit 1608, 16/F, Tower B, Manulife Financial Centre,  
 223 – 231 Wai Yip Street, Kwun Tong,  
 Kowloon Hong Kong S. A. R

**Certification of Calibration**

**Information of Unit-under-test (UUT)**

Date of Calibration:	<b>7-May-26 &amp; 13-May-26</b>	Next Calibration Date:	<b>7-May-27</b>
UUT Manufacturer:	Sibata Scientific Technology Ltd.	UUT Model No.:	LD-5R
UUT Serial No.:	467359	Report Reference No.:	RPT-26-KTN-0022
Calibration Location:	Merit Industrial Centre (Block B)		

**Information of Reference Equipment**

Reference Equipment Manufacturer:	Tisch Environmental	Tisch Environmental
Reference Equipment Model No.:	TE-5170X	TE-5028A
Reference Equipment Serial No.:	1087	3702
Last Calibration Date:	7-May-26	2-Jan-26
Next Calibration Date:	7-Jul-26	2-Jan-27

**Calibration of 1-Hour TSP Result**

Calibration Point	Results from UUT	Results from Reference Equipment
	Mass Concentration ( $\mu\text{g}/\text{m}^3$ ) X-axis	Reference Concentration ( $\mu\text{g}/\text{m}^3$ ) Y-axis
1	60	76
2	72	85
3	48	55
4	40	50
5	20	38
6	22	39
Average	44	57

**Linear Regression of Y on X**

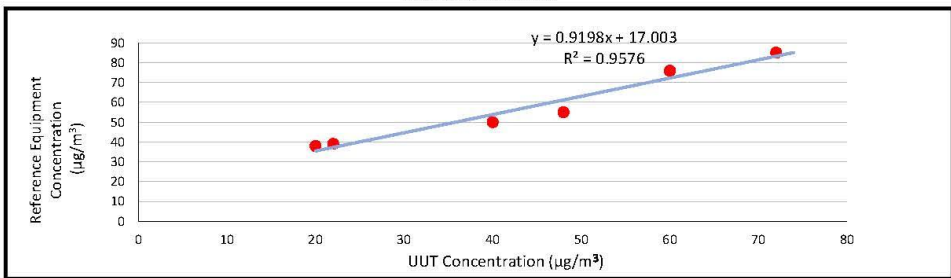
Slope, mv: <b>0.9198</b>	Intercept: <b>17.0034</b>	*Correlation Coefficient: <b>0.9786</b>
Verification Test Result: Strong Correlation, Results were accepted.		

\* If the Correlation Coefficient < 0.90, check and recalibrate.

**Set Calibration Factor**

Particulate Concentration by Reference Equipment ( $\mu\text{g}/\text{m}^3$ ):	57
Particulate Concentration by UUT ( $\mu\text{g}/\text{m}^3$ ):	44
Measuring Time, (min):	60
K Factor = High Volume Sampler / UUT, ( $\mu\text{g}/\text{m}^3$ ):	1.31

**Correlation Curve**



Operated By: Kate Wong      Signature: *Kate*      Date: 19-05-2026  
 Consultant,  
 Environmental

Checked By: Joe Ho      Signature: *Joe Ho*      Date: 19-05-2026  
 Lead Consultant,  
 Environmental



Aurecon Hong Kong Limited  
 Unit 1608, 16/F, Tower B, Manulife Financial Centre,  
 223 – 231 Wai Yip Street, Kwun Tong,  
 Kowloon Hong Kong S. A. R

**Certification of Calibration**

**Information of Unit-under-test (UUT)**

Date of Calibration:	<b>7-May-26 &amp; 13-May-26</b>	Next Calibration Date:	<b>7-May-27</b>
UUT Manufacturer:	Sibata Scientific Technology Ltd.	UUT Model No.:	LD-5R
UUT Serial No.:	467360	Report Reference No.:	RPT-26-KTN-0023
Calibration Location:	Merit Industrial Centre (Block B)		

**Information of Reference Equipment**

Reference Equipment Manufacturer:	Tisch Environmental	Tisch Environmental
Reference Equipment Model No.:	TE-5170X	TE-5028A
Reference Equipment Serial No.:	1087	3702
Last Calibration Date:	7-May-26	2-Jan-26
Next Calibration Date:	7-Jul-26	2-Jan-27

**Calibration of 1-Hour TSP Result**

Calibration Point	Results from UUT	Results from Reference Equipment
	Mass Concentration ( $\mu\text{g}/\text{m}^3$ ) X-axis	Reference Concentration ( $\mu\text{g}/\text{m}^3$ ) Y-axis
1	63	76
2	69	85
3	57	55
4	48	50
5	27	38
6	34	39
Average	50	57

**Linear Regression of Y on X**

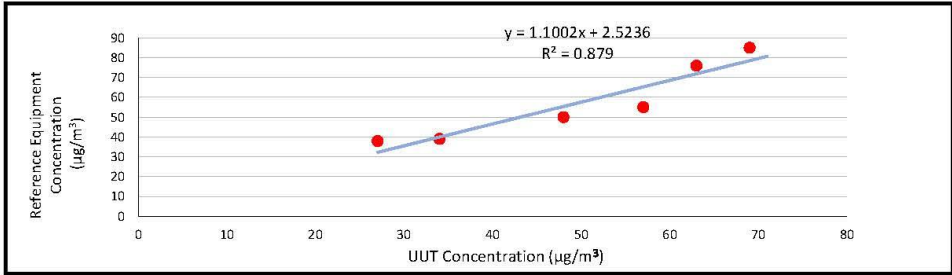
Slope, mv: <b>1.1002</b>	Intercept: <b>2.5236</b>	*Correlation Coefficient: <b>0.9376</b>
Verification Test Result: Strong Correlation, Results were accepted.		

\* If the Correlation Coefficient < 0.90, check and recalibrate.

**Set Calibration Factor**

Particulate Concentration by Reference Equipment ( $\mu\text{g}/\text{m}^3$ ):	57
Particulate Concentration by UUT ( $\mu\text{g}/\text{m}^3$ ):	50
Measuring Time, (min):	60
K Factor = High Volume Sampler / UUT, ( $\mu\text{g}/\text{m}^3$ ):	1.15

**Correlation Curve**



Operated By: Kate Wong      Signature: *Kate*      Date: 19-05-2026  
 Consultant,  
 Environmental

Checked By: Joe Ho      Signature: *Joe Ho*      Date: 19-05-2026  
 Lead Consultant,  
 Environmental



Aurecon Hong Kong Limited  
 Unit 1608, 16/F, Tower B, Manulife Financial Centre,  
 223 – 231 Wai Yip Street, Kwun Tong,  
 Kowloon Hong Kong S. A. R

**Certification of Calibration**

**Information of Unit-under-test (UUT)**

Date of Calibration:	<u>24-Mar-26</u>	Next Calibration Date:	<u>24-Mar-27</u>
UUT Manufacturer:	<u>Sibata Scientific Technology Ltd.</u>	UUT Model No.:	<u>LD-5R</u>
UUT Serial No.:	<u>467361</u>	Report Reference No.:	<u>RPT-26-KTN-0017</u>
Calibration Location:	<u>Man Cheong Building</u>		

**Information of Reference Equipment**

Reference Equipment Manufacturer:	Tisch Environmental	Tisch Environmental
Reference Equipment Model No.:	TE-5170X	TE-5028A
Reference Equipment Serial No.:	1087	3702
Last Calibration Date:	24-Mar-26	03-Jan-26
Next Calibration Date:	24-May-26	03-Jan-27

**Calibration of 1-Hour TSP Result**

Calibration Point	Results from UUT	Results from Standard Equipment
	Mass Concentration ( $\mu\text{g}/\text{m}^3$ )	Reference Concentration ( $\mu\text{g}/\text{m}^3$ )
	X-axis	Y-axis
1	49	55
2	48	51
3	24	26
4	19	22
5	39	43
6	36	33
Average	36	38

**Linear Regression of Y on X**

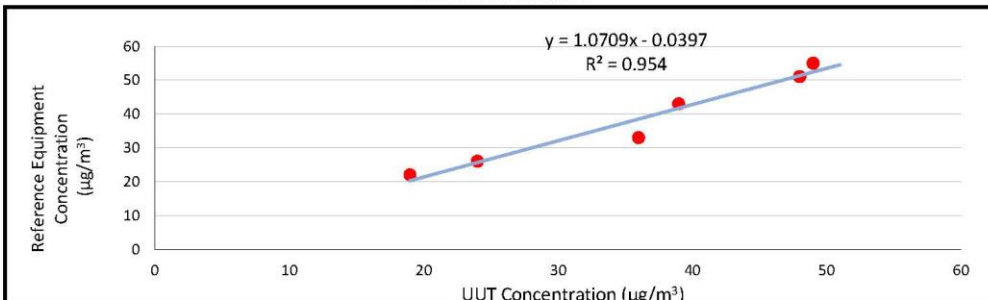
Slope, mv: <u>1.0709</u>	Intercept: <u>-0.0397</u>	*Correlation Coefficient: <u>0.9767</u>
Verification Test Result: Strong Correlation, Results were accepted.		

\* If the Correlation Coefficient < 0.90, check and recalibrate.

**Set Calibration Factor**

Particulate Concentration by Reference Equipment ( $\mu\text{g}/\text{m}^3$ ):	38
Particulate Concentration by UUT ( $\mu\text{g}/\text{m}^3$ ):	36
Measuring Time, (min):	60
K Factor = High Volume Sampler / UUT, ( $\mu\text{g}/\text{m}^3$ ):	<u>1.07</u>

**Correlation Curve**



Operated By: Kate Wong  
 Consultant,  
 Environmental

Signature: Kate

Date: 27-03-2026



Aurecon Hong Kong Limited  
 Unit 1608, 16/F, Tower B, Manulife Financial Centre,  
 223 – 231 Wai Yip Street, Kwun Tong,  
 Kowloon Hong Kong S. A. R.

**Certification of Calibration**

**Information of Unit-under-test (UUT)**

Date of Calibration:	<b>7-May-26 &amp; 13-May-26</b>	Next Calibration Date:	<b>7-May-27</b>
UUT Manufacturer:	Sibata Scientific Technology Ltd.	UUT Model No.:	LD-5R
UUT Serial No.:	467361	Report Reference No.:	RPT-26-KTN-0024
Calibration Location:	Merit Industrial Centre (Block B)		

**Information of Reference Equipment**

Reference Equipment Manufacturer:	Tisch Environmental	Tisch Environmental
Reference Equipment Model No.:	TE-5170X	TE-5028A
Reference Equipment Serial No.:	1087	3702
Last Calibration Date:	7-May-26	2-Jan-26
Next Calibration Date:	7-Jul-26	2-Jan-27

**Calibration of 1-Hour TSP Result**

Calibration Point	Results from UUT	Results from Reference Equipment
	Mass Concentration ( $\mu\text{g}/\text{m}^3$ ) X-axis	Reference Concentration ( $\mu\text{g}/\text{m}^3$ ) Y-axis
1	66	76
2	74	85
3	56	55
4	50	50
5	30	38
6	34	39
Average	52	57

**Linear Regression of Y on X**

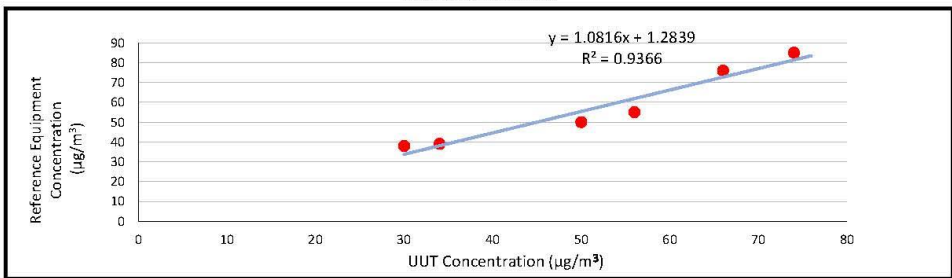
Slope, mv: <b>1.0816</b>	Intercept: <b>1.2839</b>	*Correlation Coefficient: <b>0.9678</b>
Verification Test Result: Strong Correlation, Results were accepted.		

\* If the Correlation Coefficient < 0.90, check and recalibrate.

**Set Calibration Factor**

Particulate Concentration by Reference Equipment ( $\mu\text{g}/\text{m}^3$ ):	57
Particulate Concentration by UUT ( $\mu\text{g}/\text{m}^3$ ):	52
Measuring Time, (min):	60
K Factor = High Volume Sampler / UUT, ( $\mu\text{g}/\text{m}^3$ ):	1.11

**Correlation Curve**



Operated By: Kate Wong      Signature: *Kate*      Date: 19-05-2026  
 Consultant,  
 Environmental

Checked By: Joe Ho      Signature: *[Signature]*      Date: 19-05-2026  
 Lead Consultant,  
 Environmental



Aurecon Hong Kong Limited  
 Unit 1608, 16/F, Tower B, Manulife Financial Centre,  
 223 – 231 Wai Yip Street, Kwun Tong,  
 Kowloon Hong Kong S. A. R

**Certification of Calibration**

**Information of Unit-under-test (UUT)**

Date of Calibration:	<u>24-Mar-26</u>	Next Calibration Date:	<u>24-Mar-27</u>
UUT Manufacturer:	<u>Sibata Scientific Technology Ltd.</u>	UUT Model No.:	<u>LD-5R</u>
UUT Serial No.:	<u>882107</u>	Report Reference No.:	<u>RPT-26-KTN-0009</u>
Calibration Location:	<u>Man Cheong Building</u>		

**Information of Reference Equipment**

Reference Equipment Manufacturer:	<u>Tisch Environmental</u>	<u>Tisch Environmental</u>
Reference Equipment Model No.:	<u>TE-5170X</u>	<u>TE-5028A</u>
Reference Equipment Serial No.:	<u>1087</u>	<u>3702</u>
Last Calibration Date:	<u>24-Mar-26</u>	<u>03-Jan-26</u>
Next Calibration Date:	<u>24-May-26</u>	<u>03-Jan-27</u>

**Calibration of 1-Hour TSP Result**

Calibration Point	Results from UUT	Results from Standard Equipment
	Mass Concentration ( $\mu\text{g}/\text{m}^3$ )	Reference Concentration ( $\mu\text{g}/\text{m}^3$ )
	X-axis	Y-axis
1	47	55
2	43	51
3	24	26
4	20	22
5	40	43
6	28	33
Average	34	38

**Linear Regression of Y on X**

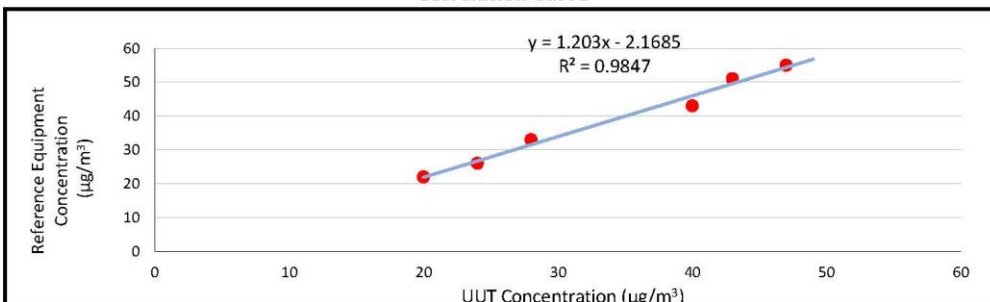
Slope, mv: <u>1.2030</u>	Intercept: <u>-2.1685</u>	*Correlation Coefficient: <u>0.9923</u>
Verification Test Result: Strong Correlation, Results were accepted.		

\* If the Correlation Coefficient < 0.90, check and recalibrate.

**Set Calibration Factor**

Particulate Concentration by Reference Equipment ( $\mu\text{g}/\text{m}^3$ ):	38
Particulate Concentration by UUT ( $\mu\text{g}/\text{m}^3$ ):	34
Measuring Time, (min):	60
K Factor = High Volume Sampler / UUT, ( $\mu\text{g}/\text{m}^3$ ):	<u>1.14</u>

**Correlation Curve**



Operated By: Kate Wong Signature: Kate Date: 27-03-2026  
 Consultant,  
 Environmental



Aurecon Hong Kong Limited  
 Unit 1608, 16/F, Tower B, Manulife Financial Centre,  
 223 – 231 Wai Yip Street, Kwun Tong,  
 Kowloon Hong Kong S. A. R

**Certification of Calibration**

**Information of Unit-under-test (UUT)**

Date of Calibration:	<b>7-May-26 &amp; 13-May-26</b>	Next Calibration Date:	<b>7-May-27</b>
UUT Manufacturer:	Sibata Scientific Technology Ltd.	UUT Model No.:	LD-5R
UUT Serial No.:	882107	Report Reference No.:	RPT-26-KTN-0019
Calibration Location:	Merit Industrial Centre (Block B)		

**Information of Reference Equipment**

Reference Equipment Manufacturer:	Tisch Environmental	Tisch Environmental
Reference Equipment Model No.:	TE-5170X	TE-5028A
Reference Equipment Serial No.:	1087	3702
Last Calibration Date:	7-May-26	2-Jan-26
Next Calibration Date:	7-Jul-26	2-Jan-27

**Calibration of 1-Hour TSP Result**

Calibration Point	Results from UUT	Results from Reference Equipment
	Mass Concentration ( $\mu\text{g}/\text{m}^3$ ) X-axis	Reference Concentration ( $\mu\text{g}/\text{m}^3$ ) Y-axis
1	55	76
2	70	85
3	48	55
4	41	50
5	32	38
6	33	39
Average	47	57

**Linear Regression of Y on X**

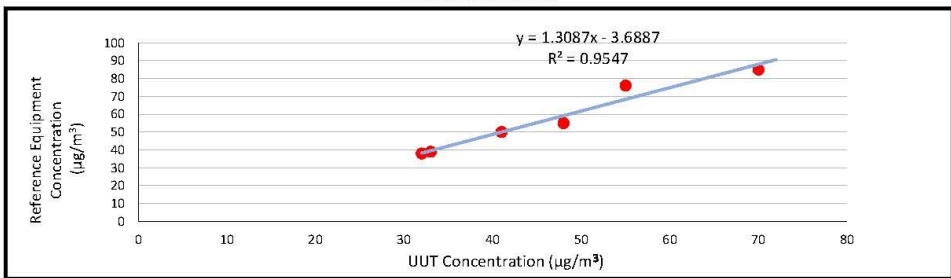
Slope, mv: <b>1.3087</b>	Intercept: <b>-3.6887</b>	*Correlation Coefficient: <b>0.9771</b>
Verification Test Result: Strong Correlation, Results were accepted.		

\* If the Correlation Coefficient < 0.90, check and recalibrate.

**Set Calibration Factor**

Particulate Concentration by Reference Equipment ( $\mu\text{g}/\text{m}^3$ ):	57
Particulate Concentration by UUT ( $\mu\text{g}/\text{m}^3$ ):	47
Measuring Time, (min):	60
K Factor = High Volume Sampler / UUT, ( $\mu\text{g}/\text{m}^3$ ):	<u>1.23</u>

**Correlation Curve**



Operated By: Kate Wong Signature: *Kate* Date: 19-05-2026  
 Consultant,  
 Environmental

Checked By: Joe Ho Signature: *Joe Ho* Date: 19-05-2026  
 Lead Consultant,  
 Environmental



<b>RECALIBRATION DUE DATE:</b>
January 2, 2027

# Certificate of Calibration

Calibration Certification Information			
Cal. Date: January 2, 2026	Rootsmeter S/N: 438320	Ta: 294 °K	
Operator: Jim Tisch		Pa: 747.52 mm Hg	
Calibration Model #: TE-5028A	Calibrator S/N: 3702		

Run	Vol. Init (m3)	Vol. Final (m3)	ΔVol. (m3)	ΔTime (min)	ΔP (mm Hg)	ΔH (in H2O)
1	1	2	1	1.3400	4.2	1.50
2	3	4	1	1.0400	6.6	2.50
3	5	6	1	0.9450	7.9	3.00
4	7	8	1	0.8720	9.3	3.50
5	9	10	1	0.6600	16.2	6.00

Data Tabulation					
Vstd (m3)	Qstd (x-axis)	$\sqrt{\Delta H \left( \frac{Pa}{Pstd} \right) \left( \frac{Tstd}{Ta} \right)}$ (y-axis)	Va	Qa (x-axis)	$\sqrt{\Delta H \left( \frac{Ta}{Pa} \right)}$ (y-axis)
0.9914	0.7398	1.2229	0.9944	0.7421	0.7681
0.9882	0.9502	1.5787	0.9912	0.9530	0.9916
0.9864	1.0438	1.7294	0.9894	1.0470	1.0862
0.9846	1.1291	1.8680	0.9876	1.1325	1.1733
0.9754	1.4778	2.4458	0.9783	1.4823	1.5362
<b>QSTD</b>	m=	<b>1.65389</b>	<b>QA</b>	m=	<b>1.03564</b>
	b=	<b>0.00237</b>		b=	<b>0.00149</b>
	r=	<b>0.99998</b>		r=	<b>0.99998</b>

Calculations	
Vstd = ΔVol((Pa-ΔP)/Pstd)(Tstd/Ta)	Va = ΔVol((Pa-ΔP)/Pa)
Qstd = Vstd/ΔTime	Qa = Va/ΔTime
For subsequent flow rate calculations:	
Qstd = $1/m \left( \sqrt{\Delta H \left( \frac{Pa}{Pstd} \right) \left( \frac{Tstd}{Ta} \right)} - b \right)$	Qa = $1/m \left( \sqrt{\Delta H \left( \frac{Ta}{Pa} \right)} - b \right)$

Standard Conditions	
Tstd:	298.15 °K
Pstd:	760 mm Hg
Key	
ΔH:	calibrator manometer reading (in H2O)
ΔP:	rootsmeter manometer reading (mm Hg)
Ta:	actual absolute temperature (°K)
Pa:	actual barometric pressure (mm Hg)
b:	intercept
m:	slope

RECALIBRATION
US EPA recommends annual recalibration per 1998 40 Code of Federal Regulations Part 50 to 51, Appendix B to Part 50, Reference Method for the Determination of Suspended Particulate Matter in the Atmosphere, 9.2.17, page 30.

Tisch Environmental, Inc.  
 145 South Miami Avenue  
 Village of Cleves, OH 45002

[www.tisch-env.com](http://www.tisch-env.com)  
 TOLL FREE: (877)263-7610  
 FAX: (513)467-9009



**HIVOL SAMPLER CALIBRATION DATA SHEET (TSP)**

**Site Information**

Location:	YMT Catholic Primary School	Site ID:	W-A1	Date:	02-May-2026
Serial No:	1084	Model:	TE-5170X	Operator:	Natalie Wong

**Ambient Condition**

Actual Pressure during Calibration (P <sub>a</sub> ) (mm Hg):	758.8	Actual Temperature during Calibration (T <sub>a</sub> ) (deg K):	298.4
---	-------	--	-------

**Calibration Orifice**

Model:	TE-5028A	Slope (m <sub>c</sub> ):	1.65389
Serial No.:	3702	Intercept (b <sub>c</sub> ):	0.00237
Calibration Due Date:	2-Jan-27	Corr. Coeff:	0.99998

**Calibration Data**

Plate or Test #	ΔH <sub>2</sub> O (in)	Q <sub>a</sub> , X-Axis (m <sup>3</sup> /min)	I, CFM (chart)	IC, Y-Axis (corrected)
1	0.90	0.571	25.0	24.97
2	1.80	0.809	33.0	32.96
3	2.40	0.934	39.0	38.95
4	3.30	1.095	44.0	43.94
5	4.90	1.335	50.0	49.93

**Sampler Calibration Relationship (Q<sub>a</sub> on x-axis, IC on y-axis)**

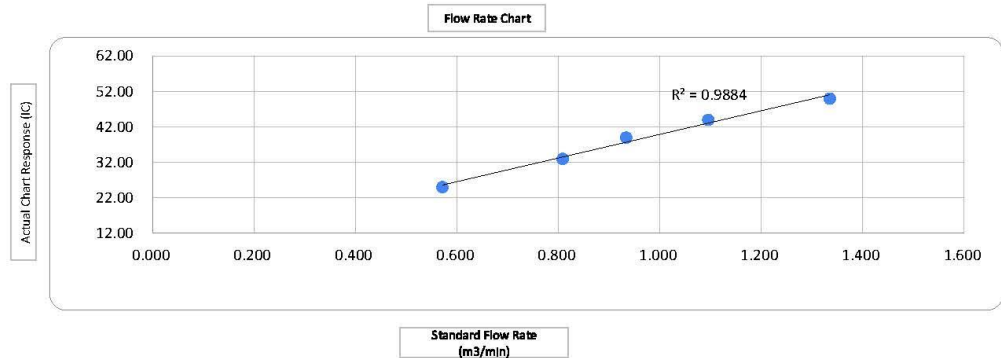
m = 33.3053      b = 6.5436      Corr. Coeff: 0.9942

**Calculations**

Q<sub>a</sub> = 1/m<sub>c</sub> \* [Sqrt (ΔH<sub>2</sub>O \* (P<sub>a</sub>/P<sub>std</sub>)) \* (T<sub>std</sub>/T<sub>a</sub>) - b<sub>c</sub>]  
 IC = I \* (Sqrt (P<sub>a</sub>/P<sub>std</sub>)) \* (T<sub>std</sub>/T<sub>a</sub>)

Q<sub>a</sub> = actual flow rate  
 IC = corrected chart response  
 I = actual chart response  
 m<sub>c</sub> = calibrator slope  
 b<sub>c</sub> = calibrator intercept

m = sampler slope  
 b = sampler intercept  
 T<sub>std</sub> = 298 deg K  
 P<sub>std</sub> = 760 mm Hg  
 T<sub>a</sub> = actual temperature during calibration (deg K)  
 P<sub>a</sub> = actual pressure during calibration (mm Hg)



Checked by

Date: 02-May-2026



**HIVOL SAMPLER CALIBRATION DATA SHEET (TSP)**

**Site Information**

Location:	YMT Catholic Primary School	Site ID:	W-A1	Date:	20-May-2026
Serial No:	1084	Model:	TE-5170X	Operator:	Natalie Wong

**Ambient Condition**

Actual Pressure during Calibration (P <sub>a</sub> ) (mm Hg):	756.1	Actual Temperature during Calibration (T <sub>a</sub> ) (deg K):	301.2
---	-------	--	-------

**Calibration Orifice**

Model:	TE-5028A	Slope (m <sub>c</sub> ):	1.65389
Serial No.:	3702	Intercept (b <sub>c</sub> ):	0.00237
Calibration Due Date:	2-Jan-27	Corr. Coeff:	0.99998

**Calibration Data**

Plate or Test #	ΔH <sub>2</sub> O (in)	Q <sub>a</sub> , X-Axis (m <sup>3</sup> /min)	I, CFM (chart)	IC, Y-Axis (corrected)
1	0.80	0.535	31.0	30.76
2	1.50	0.733	40.0	39.69
3	2.40	0.928	47.0	46.63
4	5.00	1.340	58.0	57.55
5	5.40	1.393	63.0	62.51

**Sampler Calibration Relationship (Q<sub>a</sub> on x-axis, IC on y-axis)**

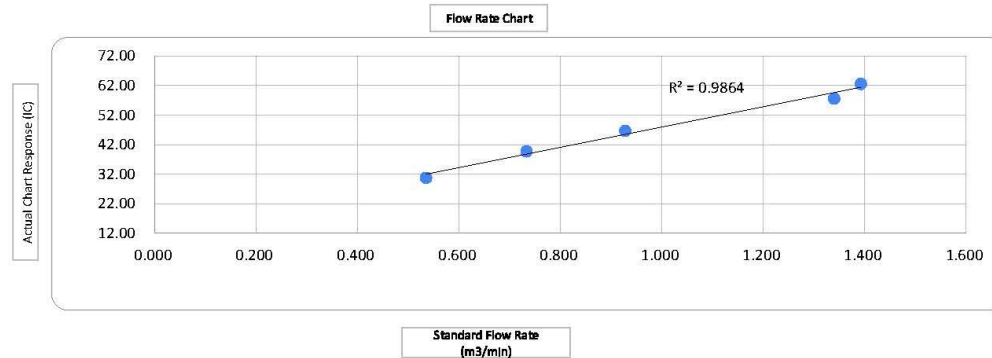
m = 34.2715      b = 13.6420      Corr. Coeff: 0.9932

**Calculations**

Q<sub>a</sub> = 1/m<sub>c</sub> \* [Sqrt (ΔH<sub>2</sub>O \* (P<sub>a</sub>/P<sub>std</sub>)) \* (T<sub>std</sub>/T<sub>a</sub>)] - b<sub>c</sub>  
 IC = I \* (Sqrt (P<sub>a</sub>/P<sub>std</sub>)) \* (T<sub>std</sub>/T<sub>a</sub>)

Q<sub>a</sub> = actual flow rate  
 IC = corrected chart response  
 I = actual chart response  
 m<sub>c</sub> = calibrator slope  
 b<sub>c</sub> = calibrator intercept

m = sampler slope  
 b = sampler intercept  
 T<sub>std</sub> = 298 deg K  
 P<sub>std</sub> = 760 mm Hg  
 T<sub>a</sub> = actual temperature during calibration (deg K)  
 P<sub>a</sub> = actual pressure during calibration (mm Hg)



Checked by

Date: 20-May-2026



**HIVOL SAMPLER CALIBRATION DATA SHEET (TSP)**

**Site Information**

Location:	Man Cheong Building	Site ID:	W-A6	Date:	02-May-2026
Serial No.:	1050	Model:	TE-5170X	Operator:	Natalie Wong

**Ambient Condition**

Actual Pressure during Calibration (P <sub>a</sub> ) (mm Hg):	758.8	Actual Temperature during Calibration (T <sub>a</sub> ) (deg K):	298.4
---	-------	--	-------

**Calibration Orifice**

Model:	TE-5028A	Slope (m <sub>c</sub> ):	1.65389
Serial No.:	3702	Intercept (b <sub>c</sub> ):	0.00237
Calibration Due Date:	2-Jan-27	Corr. Coeff:	0.99998

**Calibration Data**

Plate or Test #	ΔH <sub>2</sub> O (in)	Q <sub>a</sub> , X-Axis (m <sup>3</sup> /min)	I, CFM (chart)	IC, Y-Axis (corrected)
1	1.10	0.632	23.0	22.97
2	1.80	0.809	29.0	28.96
3	2.20	0.894	33.0	32.96
4	2.60	0.972	34.0	33.95
5	3.40	1.112	39.0	38.95

**Sampler Calibration Relationship (Q<sub>a</sub> on x-axis, IC on y-axis)**

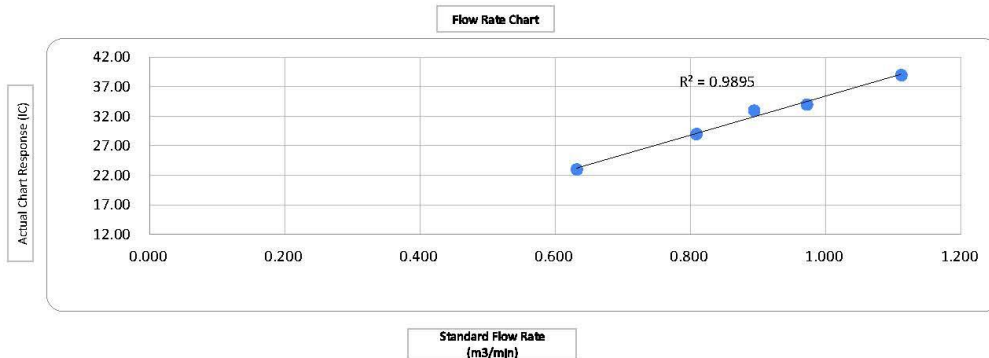
m = 33.0864      b = 2.3165      Corr. Coeff = 0.9948

**Calculations**

Q<sub>a</sub> = 1/m<sub>c</sub> \* [Sqrt (ΔH<sub>2</sub>O \* (P<sub>a</sub>/P<sub>std</sub>) \* (T<sub>std</sub>/T<sub>a</sub>))] - b<sub>c</sub>  
 IC = I \* (Sqrt (P<sub>a</sub>/P<sub>std</sub>) \* (T<sub>std</sub>/T<sub>a</sub>))

Q<sub>a</sub> = actual flow rate  
 IC = corrected chart response  
 I = actual chart response  
 m<sub>c</sub> = calibrator slope  
 b<sub>c</sub> = calibrator intercept

m = sampler slope  
 b = sampler intercept  
 T<sub>std</sub> = 298 deg K  
 P<sub>std</sub> = 760 mm Hg  
 T<sub>a</sub> = actual temperature during calibration (deg K)  
 P<sub>a</sub> = actual pressure during calibration (mm Hg)



Checked by 

Date: 02-May-2026



**HIVOL SAMPLER CALIBRATION DATA SHEET (TSP)**

Site Information					
Location:	Man Cheong Building	Site ID:	W-A6	Date:	20-May-2026
Serial No.:	1050	Model:	TE-5170X	Operator:	Natalie Wong

Ambient Condition			
Actual Pressure during Calibration (P <sub>a</sub> ) (mm Hg):	756.1	Actual Temperature during Calibration (T <sub>a</sub> ) (deg K):	301.2

Calibration Orifice			
Model:	TE-5028A	Slope (m <sub>c</sub> ):	1.65389
Serial No.:	3702	Intercept (b <sub>c</sub> ):	0.00237
Calibration Due Date:	2-Jan-27	Corr. Coeff:	0.99998

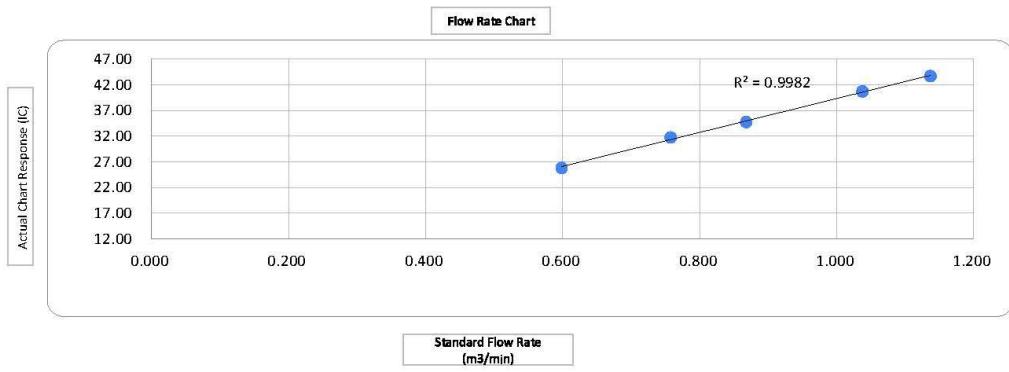
Calibration Data				
Plate or Test #	ΔH <sub>2</sub> O (in)	Q <sub>a</sub> , X-Axis (m <sup>3</sup> /min)	I, CFM (chart)	IC, Y-Axis (corrected)
1	1.00	0.599	26.0	25.80
2	1.60	0.757	32.0	31.75
3	2.10	0.868	35.0	34.73
4	3.00	1.038	41.0	40.68
5	3.60	1.137	44.0	43.66

Sampler Calibration Relationship (Q<sub>a</sub> on x-axis, IC on y-axis)  
 m= 32.9935      b= 6.2993      Corr. Coeff= 0.9991

Calculations  
 $Q_a = 1/m_c * [ \text{Sqrt} (\Delta H_2O * (P_a/P_{std}) * (T_{std}/T_a)) - b_c ]$   
 $IC = I * ( \text{Sqrt} (P_a/P_{std}) * (T_{std}/T_a) )$

Q<sub>a</sub> = actual flow rate  
 IC = corrected chart response  
 I = actual chart response  
 m<sub>c</sub> = calibrator slope  
 b<sub>c</sub> = calibrator intercept

m = sampler slope  
 b = sampler intercept  
 T<sub>std</sub> = 298 deg K  
 P<sub>std</sub> = 760 mm Hg  
 T<sub>a</sub> = actual temperature during calibration (deg K)  
 P<sub>a</sub> = actual pressure during calibration (mm Hg)



Checked by

Date: 20-May-2026

# Appendix I

## Calibration Certificates (Noise)



# Certificate of Calibration

for

**Description:** Sound Level Meter  
**Manufacturer:** NTi  
**Type No.:** XL3 (Serial No.: A3A-01220-F0)  
**Microphone:** MC230A (Serial No.: A30051)  
**Preamplifier:** MA230 M2340 (Serial No.:1895)

**Submitted by:**

**Customer:** Aurecon Hong Kong Limited  
**Address:** Unit 1608, 16/F, Tower B,  
Manulife Financial Centre,  
223-231 Wai Yip Street, Kwun Tong,  
Kowloon, Hong Kong

Upon receipt for calibration, the instrument was found to be:

- Within (31.5Hz – 8kHz)  
 Outside

the allowable tolerance.

The test equipment used for calibration are traceable to National Standards via:  
- The Government of The Hong Kong Special Administrative Region Standard & Calibration Laboratory

**Date of receipt:** 15 October 2025

**Date of calibration:** 22 October 2025

**Date of NEXT calibration:** 21 October 2026

**Calibrated by:** \_\_\_\_\_  
Calibration Technician

**Certified by:** \_\_\_\_\_  
Mr. Ng Yan Wa  
Laboratory Manager

**Date of issue:** 22 October 2025

**Certificate No.:** APJ25-046-CC011



Page 1 of 4

Room 422, Leader Industrial Centre, 57-59 Au Pui Wan Street, Fo Tan, Shatin, N.T., Hong Kong  
Tel: (852) 2668 3423 Fax: (852) 2668 6946  
Homepage: <http://www.aa-lab.com> E-mail: [inquiry@aa-lab.com](mailto:inquiry@aa-lab.com)



**1. Calibration Precaution:**

- The unit-under-test (UUT) was allowed to stabilize in the laboratory for over 24 hours, and switched on to warm up for over 10 minutes before the commencement of the test.
- The results presented are the mean of 3 measurements at each calibration point.

**2. Calibration Conditions:**

Air Temperature: 25.5 °C  
 Air Pressure: 1008 hPa  
 Relative Humidity: 61.5 %

**3. Calibration Equipment:**

	Type	Serial No.	Calibration Report Number	Traceable to
Multifunction Calibrator	B&K 4226	2288467	AV240081	HOKLAS

**4. Calibration Results**

Sound Pressure Level

Reference Sound Pressure Level

Setting of Unit-under-test (UUT)			Applied value		UUT Reading,	IEC 61672 Class 1
Range, dB	Freq. Weighting	Time Weighting	Level, dB	Frequency, Hz	dB	Specification, dB
20-120	dBA SPL	Fast	94	1000	94.0	±0.4

Linearity

Setting of Unit-under-test (UUT)			Applied value		UUT Reading,	IEC 61672 Class 1
Range, dB	Freq. Weighting	Time Weighting	Level, dB	Frequency, Hz	dB	Specification, dB
20-120	dBA SPL	Fast	94	1000	94.0	Ref
			104		104.0	±0.3
			114		114.0	±0.3

Time Weighting

Setting of Unit-under-test (UUT)			Applied value		UUT Reading,	IEC 61672 Class 1
Range, dB	Freq. Weighting	Time Weighting	Level, dB	Frequency, Hz	dB	Specification, dB
20-120	dBA SPL	Fast	94	1000	94.0	Ref
		Slow			94.0	±0.3

Certificate No.: APJ25-046-CC011



Page 2 of 4

Room 422, Leader Industrial Centre, 57-59 Au Pui Wan Street, Fo Tan, Shatin, N.T., Hong Kong  
 Tel: (852) 2668 3423 Fax: (852) 2668 6946  
 Homepage: <http://www.aa-lab.com> E-mail: [inquiry@aa-lab.com](mailto:inquiry@aa-lab.com)



Frequency Response

Linear Response

Setting of Unit-under-test (UUT)			Applied value		UUT Reading	IEC 61672 Class 1
Range, dB	Freq. Weighting	Time Weighting	Level, dB	Frequency, Hz	dB	Specification, dB
20-120	dB SPL	Fast	94	31.5	93.9	±2.0
				63	94.1	±1.5
				125	93.9	±1.5
				250	93.8	±1.4
				500	93.8	±1.4
				1000	94.0	Ref
				2000	93.9	±1.6
				4000	94.2	±1.6
			8000	93.0	+2.1; -3.1	

A-weighting

Setting of Unit-under-test (UUT)			Applied value		UUT Reading	IEC 61672 Class 1
Range, dB	Freq. Weighting	Time Weighting	Level, dB	Frequency, Hz	dB	Specification, dB
20-120	dBA SPL	Fast	94	31.5	54.6	-39.4±2.0
				63	68.0	-26.2±1.5
				125	77.8	-16.1±1.5
				250	85.2	-8.6±1.4
				500	90.6	-3.2±1.4
				1000	94.0	Ref
				2000	95.1	+1.2±1.6
				4000	95.1	+1.0±1.6
			8000	91.8	-1.1±2.1; -3.1	

C-weighting

Setting of Unit-under-test (UUT)			Applied value		UUT Reading	IEC 61672 Class 1
Range, dB	Freq. Weighting	Time Weighting	Level, dB	Frequency, Hz	dB	Specification, dB
20-120	dBC SPL	Fast	94	31.5	90.9	-3.0±2.0
				63	93.3	-0.8±1.5
				125	93.7	-0.2±1.5
				250	93.8	-0.0±1.4
				500	93.9	-0.0±1.4
				1000	94.0	Ref
				2000	93.8	-0.2±1.6
				4000	93.4	-0.8±1.6
			8000	89.9	-3.0±2.1; -3.1	

Certificate No.: APJ25-046-CC011



Page 3 of 4

Room 422, Leader Industrial Centre, 57-59 Au Pui Wan Street, Fo Tan, Shatin, N.T., Hong Kong  
Tel: (852) 2668 3423 Fax: (852) 2668 6946  
Homepage: <http://www.aa-lab.com> E-mail: [inquiry@aa-lab.com](mailto:inquiry@aa-lab.com)



### 5. Calibration Results Applied

The results apply to the particular unit-under-test only. All calibration points are within manufacture's specification as IEC 61672 Class 1.

Uncertainties of Applied Value:

94 dB	31.5 Hz	± 0.05
	63 Hz	± 0.05
	125 Hz	± 0.05
	250 Hz	± 0.05
	500 Hz	± 0.05
	1000 Hz	± 0.05
	2000 Hz	± 0.05
	4000 Hz	± 0.05
	8000 Hz	± 0.10
104 dB	1000 Hz	± 0.05
114 dB	1000 Hz	± 0.05

The uncertainties are evaluated for a 95% confidence level.

**Note:**

The values given in this certification only related to the values measured at the time of the calibration and any uncertainties quoted will not allow for the equipment long-term drift, variations with environmental changes, vibration and shock during transportation, overloading, mis-handling, or the capability of any other laboratory to repeat the calibration. (A+A)\*L shall not be liable for any loss or damage resulting from the use of the equipment.

Certificate No.: APJ25-046-CC011



Page 4 of 4

Room 422, Leader Industrial Centre, 57-59 Au Pui Wan Street, Fo Tan, Shatin, N.T., Hong Kong  
Tel: (852) 2668 3423 Fax: (852) 2668 6946  
Homepage: <http://www.aa-lab.com> E-mail: [inquiry@aa-lab.com](mailto:inquiry@aa-lab.com)

# Certificate of Calibration

for

**Description:** Sound Level Meter  
**Manufacturer:** NTi Audio  
**Type No.:** XL2 (Serial No.: A2A-13548-E0)  
**Microphone:** ACO 7052 (Serial No.:84474)  
**Preamplifier:** NTi Audio MA220 (Serial No.:7989)

## Submitted by:

**Customer:** Aurecon Hong Kong Limited  
**Address:** Unit 1608, 16/F, Tower B,  
Manulife Financial Centre,  
223-231 Wai Yip Street, Kwun Tong,  
Kowloon, Hong Kong.

Upon receipt for calibration, the instrument was found to be:

- Within (31.5Hz – 8kHz)  
 Outside  
the allowable tolerance.


The test equipment used for calibration are traceable to National Standards via:

- The Government of The Hong Kong Special Administrative Region Standard & Calibration Laboratory

Date of receipt: 13 March 2026

Date of calibration: 16 March 2026

Date of NEXT calibration: 15 March 2027

Calibrated by:   
Calibration Technician

Certified by:   
Mr. Ng Yan Wa  
Laboratory Manager

Date of issue: 16 March 2026

Certificate No.: APJ25-046-CC023



Page 1 of 4



**1. Calibration Precaution:**

- The unit-under-test (UUT) was allowed to stabilize in the laboratory for over 24 hours, and switched on to warm up for over 10 minutes before the commencement of the test.
- The results presented are the mean of 3 measurements at each calibration point.

**2. Calibration Conditions:**

Air Temperature: 25.1 °C  
 Air Pressure: 1006 hPa  
 Relative Humidity: 62.5 %

**3. Calibration Equipment:**

	Type	Serial No.	Calibration Report Number	Traceable to
Multifunction Calibrator	B&K 4226	2288467	AV240081	HOKLAS

**4. Calibration Results**

Sound Pressure Level

Reference Sound Pressure Level

Setting of Unit-under-test (UUT)			Applied value		UUT Reading,	IEC 61672 Class 1
Range, dB	Freq. Weighting	Time Weighting	Level, dB	Frequency, Hz	dB	Specification, dB
30-130	dBA SPL	Fast	94	1000	94.1	±0.4


Linearity

Setting of Unit-under-test (UUT)			Applied value		UUT Reading,	IEC 61672 Class 1
Range, dB	Freq. Weighting	Time Weighting	Level, dB	Frequency, Hz	dB	Specification, dB
30-130	dBA SPL	Fast	94	1000	94.1	Ref
			104		104.1	±0.3
			114		114.1	±0.3

Time Weighting

Setting of Unit-under-test (UUT)			Applied value		UUT Reading,	IEC 61672 Class 1
Range, dB	Freq. Weighting	Time Weighting	Level, dB	Frequency, Hz	dB	Specification, dB
30-130	dBA SPL	Fast	94	1000	94.1	Ref
		Slow			94.1	±0.3

Certificate No.: APJ25-046-CC023



Page 2 of 4

Room 422, Leader Industrial Centre, 57-59 Au Pui Wan Street, Fo Tan, Shatin, N.T., Hong Kong  
 Tel: (852) 2668 3423 Fax: (852) 2668 6946  
 Homepage: <http://www.aa-lab.com> E-mail: [inquiry@aa-lab.com](mailto:inquiry@aa-lab.com)



Frequency Response

Linear Response

Setting of Unit-under-test (UUT)			Applied value		UUT Reading, dB	IEC 61672 Class 1 Specification, dB	
Range, dB	Freq. Weighting	Time Weighting	Level, dB	Frequency, Hz			
30-130	dB	SPL	Fast	94	31.5	94.2	+2.0
					63	94.2	+1.5
					125	94.2	+1.5
					250	94.1	+1.4
					500	94.2	+1.4
					1000	94.1	Ref
					2000	94.3	+1.6
					4000	94.5	+1.6
					8000	92.8	+2.1; -3.1

A-weighting

Setting of Unit-under-test (UUT)			Applied value		UUT Reading, dB	IEC 61672 Class 1 Specification, dB	
Range, dB	Freq. Weighting	Time Weighting	Level, dB	Frequency, Hz			
30-130	dBA	SPL	Fast	94	31.5	54.8	-39.4±2.0
					63	68.0	-26.2±1.5
					125	78.1	-16.1±1.5
					250	85.5	-8.6±1.4
					500	91.0	-3.2±1.4
					1000	94.1	Ref
					2000	95.5	+1.2±1.6
					4000	95.5	+1.0±1.6
					8000	91.7	-1.1+2.1; -3.1

C-weighting

Setting of Unit-under-test (UUT)			Applied value		UUT Reading, dB	IEC 61672 Class 1 Specification, dB	
Range, dB	Freq. Weighting	Time Weighting	Level, dB	Frequency, Hz			
30-130	dBC	SPL	Fast	94	31.5	91.1	-3.0±2.0
					63	93.4	-0.8±1.5
					125	94.0	-0.2±1.5
					250	94.1	-0.0±1.4
					500	94.2	-0.0±1.4
					1000	94.1	Ref
					2000	94.1	-0.2±1.6
					4000	93.7	-0.8±1.6
					8000	89.8	-3.0+2.1; -3.1

Certificate No.: APJ25-046-CC023



Page 3 of 4

Room 422, Leader Industrial Centre, 57-59 Au Pui Wan Street, Fo Tan, Shatin, N.T., Hong Kong  
 Tel: (852) 2668 3423 Fax: (852) 2668 6946  
 Homepage: <http://www.aa-lab.com> E-mail: [inquiry@aa-lab.com](mailto:inquiry@aa-lab.com)



5. Calibration Results Applied

The results apply to the particular unit-under-test only. All calibration points are within manufacture's specification as IEC 61672 Class 1.

Uncertainties of Applied Value:

94 dB	31.5 Hz	± 0.05
	63 Hz	± 0.05
	125 Hz	± 0.05
	250 Hz	± 0.05
	500 Hz	± 0.05
	1000 Hz	± 0.05
	2000 Hz	± 0.05
	4000 Hz	± 0.05
	8000 Hz	± 0.10
	104 dB	1000 Hz
114 dB	1000 Hz	± 0.05

The uncertainties are evaluated for a 95% confidence level.

Note:

The values given in this certification only related to the values measured at the time of the calibration and any uncertainties quoted will not allow for the equipment long-term drift, variations with environmental changes, vibration and shock during transportation, overloading, mis-handling, or the capability of any other laboratory to repeat the calibration. (A+A)\*L shall not be liable for any loss or damage resulting from the use of the equipment.

Certificate No.: APJ25-046-CC023



Page 4 of 4

Room 422, Leader Industrial Centre, 57-59 Au Pui Wan Street, Fo Tan, Shatin, N.T., Hong Kong  
Tel: (852) 2668 3423 Fax: (852) 2668 6946  
Homepage: <http://www.aa-lab.com> E-mail: [inquiry@aa-lab.com](mailto:inquiry@aa-lab.com)



# Certificate of Calibration

for

**Description:** *Sound Level Calibrator*  
**Manufacturer:** *RION*  
**Type No.:** *NC-75*  
**Serial No.:** *35124527*

## Submitted by:

**Customer:** *Aurecon Hong Kong Limited*  
**Address:** *Unit 1608, 16/F, Tower B, Manulife Financial Centre,  
223-231 Wai Yip Street, Kwun Tong,  
Kowloon, Hong Kong*

Upon receipt for calibration, the instrument was found to be:

- Within**  
 **Outside**

the allowable tolerance.

The test equipments used for calibration are traceable to National Standards via:

- The Government of The Hong Kong Special Administrative Region Standard & Calibration Laboratory

**Date of receipt:** 7 January 2026

**Date of calibration:** 13 January 2026

**Date of NEXT calibration:** 12 January 2027

**Calibrated by:** \_\_\_\_\_  
*Calibration Technician*

**Certified by:** \_\_\_\_\_  
*Mr. Ng Yan Wa*  
*Laboratory Manager*

**Date of issue:** 13 January 2026

**Certificate No.:** APJ25-045-CC007



Page 1 of 2

Room 422, Leader Industrial Centre, 57-59 Au Pui Wan Street, Fo Tan, Shatin, N.T., Hong Kong  
Tel: (852) 2668 3423 Fax: (852) 2668 6946  
Homepage: <http://www.aa-lab.com> E-mail: [inquiry@aa-lab.com](mailto:inquiry@aa-lab.com)

**1. Calibration Precautions:**

- The unit-under-test (UUT) was allowed to stabilize in the laboratory for over 24 hours, and switched on to warm up for over 10 minutes before the commencement of the test.
- The results presented are the mean of 3 measurements at each calibration point.

**2. Calibration Specifications:**

Calibration check

**3. Calibration Conditions:**

Air Temperature: 22.5 °C  
Air Pressure: 1006 hPa  
Relative Humidity: 34.6 %

**4. Calibration Equipment:**

Test Equipment	Type	Serial No.	Calibration Report Number	Traceable to
Multifunction Calibrator	B&K 4226	2288467	AV240081	HOKLAS
Sound Level Meter	RION NA-28	30721812	AV250138	HOKLAS

**5. Calibration Results**

5.1 Sound Pressure Level

Nominal value dB	Accept lower level dB	Accept upper level dB	Measured value dB
94.0	93.6	94.4	94.2

**6. Calibration Results Applied**

The results apply to the particular unit-under-test only. All calibration points are within manufacture's specification as IEC 60942 Class 1.

Note:

The values given in this certification only related to the values measured at the time of the calibration.



Certificate No.: APJ25-045-CC007

Page 2 of 2

Room 422, Leader Industrial Centre, 57-59 Au Pui Wan Street, Fo Tan, Shatin, N.T., Hong Kong  
Tel: (852) 2668 3423 Fax: (852) 2668 6946  
Homepage: <http://www.aa-lab.com> E-mail: [inquiry@aa-lab.com](mailto:inquiry@aa-lab.com)

# Certificate of Calibration

for

**Description:** *Sound Level Calibrator*  
**Manufacturer:** *RION*  
**Type No.:** *NC-75*  
**Serial No.:** *34724244*

**Submitted by:**

**Customer:** *Aurecon Hong Kong Limited*  
**Address:** *Unit 1608, 16/F, Tower B,  
Manulife Financial Centre,  
223-231 Wai Yip Street, Kwun Tong,  
Kowloon, Hong Kong*

Upon receipt for calibration, the instrument was found to be:

- Within**  
 **Outside**

**the allowable tolerance.**

The test equipments used for calibration are traceable to National Standards via:

- The Government of The Hong Kong Special Administrative Region Standard & Calibration Laboratory

**Date of receipt:** 10 July 2025

**Date of calibration:** 11 July 2025

**Date of NEXT calibration:** 10 July 2026

**Calibrated by:**   
*Calibration Technician*

**Certified by:**   
*Mr. Ng Yan Wa*  
**Laboratory Manager**

**Date of issue:** 11 July 2025

**Certificate No.:** APJ25-045-CC001



Page 1 of 2

**1. Calibration Precautions:**

- The unit-under-test (UUT) was allowed to stabilize in the laboratory for over 24 hours, and switched on to warm up for over 10 minutes before the commencement of the test.
- The results presented are the mean of 3 measurements at each calibration point.

**2. Calibration Specifications:**

Calibration check

**3. Calibration Conditions:**

Air Temperature: 24.6°C  
Air Pressure: 1006 hPa  
Relative Humidity: 57.5 %

**4. Calibration Equipment:**

Test Equipment	Type	Serial No.	Calibration Report Number	Traceable to
Multifunction Calibrator	B&K 4226	2288467	AV240081	HOKLAS
Sound Level Meter	RION NA-28	30721812	AV240109	HOKLAS

**5. Calibration Results**

5.1 Sound Pressure Level

Nominal value dB	Accept lower level dB	Accept upper level dB	Measured value dB
94.0	93.6	94.4	94.0

Note:

The values given in this certification only related to the values measured at the time of the calibration.



Certificate No.: APJ25-045-CC001

Page 2 of 2

Room 422, Leader Industrial Centre, 57-59 Au Pui Wan Street, Fo Tan, Shatin, N.T., Hong Kong  
Tel: (852) 2668 3423 Fax: (852) 2668 6946  
Homepage: <http://www.aa-lab.com> E-mail: [inquiry@aa-lab.com](mailto:inquiry@aa-lab.com)

# Appendix J

## The Certification of Laboratory with HOKLAS Accredited Analytical Tests



Hong Kong Accreditation Service  
香港認可處

**Certificate of Accreditation**  
**認可證書**

*This is to certify that*  
特此證明

**ACUMEN LABORATORY AND TESTING LIMITED**  
浩科檢測中心有限公司

**Workshop 04, 7/F, The Whitney, No. 183 Wai Yip Street, Kwun Tong, Kowloon, Hong Kong**  
香港九龍觀塘偉業街183號The Whitney 7樓04室

*is accredited by the Hong Kong Accreditation Service (HKAS) to ISO/IEC 17025:2017  
for performing specific laboratory activities as listed in the scope of accreditation within the test category of*  
獲香港認可處根據ISO/IEC 17025:2017認可  
進行載於認可範圍內下述測試類別中的指定實驗室活動

**Environmental Testing**  
環境測試

*This accreditation to ISO/IEC 17025:2017 demonstrates technical competence for a defined scope and  
the implementation of a management system relevant to laboratory operation  
(see joint IAF-ILAC-ISO Communiqué).*  
此項 ISO/IEC 17025:2017 的認可資格證明此實驗室具備指定範疇內所須的技術能力並  
實施一套與實驗室運作相關的管理體系  
(見國際認可論壇・國際實驗室認可合作組織及國際標準化組織的聯合公報)。

*The common seal of HKAS is affixed hereto by the authority of the HKAS Executive*  
現經香港認可處執行機關授權在此蓋上香港認可處的印章

HO Chun-wah, Executive Administrator  
執行幹事 何振華  
Issue Date : 29 October 2024  
簽發日期 : 二零二四年十月二十九日  
Registration Number : **HOKLAS 241**  
註冊號碼 :



Date of First Registration : 16 July 2014  
首次註冊日期 : 二零一四年七月十六日



Hong Kong Accreditation Service  
香港認可處

**Certificate of Accreditation**  
**認可證書**

*This is to certify that*  
特此證明

**ALS TECHNICHEM (HK) PTY LIMITED**

**11/F, Chung Shun Knitting Centre, 1-3 Wing Yip Street, Kwai Chung, New Territories, Hong Kong**  
**香港新界葵涌永業街1-3號忠信針織中心11樓**

*is accredited by the Hong Kong Accreditation Service (HKAS) to ISO/IEC 17025:2017*  
*for performing specific laboratory activities as listed in the scope of accreditation within the test category of*  
**獲香港認可處根據ISO/IEC 17025:2017認可**  
**進行載於認可範圍內下述測試類別中的指定實驗所活動**

**Environmental Testing**  
**環境測試**

*This accreditation to ISO/IEC 17025:2017 demonstrates technical competence for a defined scope and*  
*the implementation of a management system relevant to laboratory operation*  
*(see joint IAF-ILAC-ISO Communiqué).*

**此項 ISO/IEC 17025:2017 的認可資格證明此實驗所具備指定範圍內所須的技術能力並**  
**實施一套與實驗所運作相關的管理體系**  
**(見國際認可論壇、國際實驗所認可合作組織及國際標準化組織的聯合公報)。**

*The common seal of HKAS is affixed hereto by the authority of the HKAS Executive*  
**現經香港認可處執行機關授權在此蓋上香港認可處的印章**

SHUM Wai-leung, Executive Administrator

執行幹事 沈偉良

Issue Date : 28 February 2020

發證日期：二零二零年二月二十八日

Registration Number : HOKLAS 066  
註冊號碼：



Date of First Registration : 15 September 1995  
首次註冊日期：一九九五年九月十五日

# Appendix K

## Location Plan of Noise and Air Quality Monitoring Station



# Appendix L

## Monitoring Data (Air Monitoring)

Location: Yau Ma Tei Catholic Primary School (Hoi Wang Road) (W-A1)  
Monitoring date: 05, 11, 16, 22 and 28 May 2026  
Parameter: TSP 1-hour  
Other Factors: Nearby traffic

Date	1-hour TSP ( $\mu\text{g}/\text{m}^3$ )				
	Weather	Start Time	1 <sup>st</sup> Hour ( $\mu\text{g}/\text{m}^3$ )	2 <sup>nd</sup> Hour ( $\mu\text{g}/\text{m}^3$ )	3 <sup>rd</sup> Hour ( $\mu\text{g}/\text{m}^3$ )
2026-05-05	Cloudy	10:02	14	12	13
2026-05-11	Fine	9:49	57	40	35
2026-05-16	Cloudy	9:51	26	28	30
2026-05-22	Sunny	09:45	19	12	11
2026-05-28	Sunny	10:08	18	16	16
Minimum: 11 $\mu\text{g}/\text{m}^3$			Maximum: 57 $\mu\text{g}/\text{m}^3$		

Location: Man Cheong Building (W-A6)  
Monitoring date: 05, 11, 16, 22 and 28 May 2026  
Parameter : TSP 1-hour  
Other Factors Nearby traffic

Date	1-hour TSP ( $\mu\text{g}/\text{m}^3$ )				
	Weather	Start Time	1 <sup>st</sup> Hour ( $\mu\text{g}/\text{m}^3$ )	2 <sup>nd</sup> Hour ( $\mu\text{g}/\text{m}^3$ )	3 <sup>rd</sup> Hour ( $\mu\text{g}/\text{m}^3$ )
2026-05-05	Cloudy	11:07	29	26	31
2026-05-11	Fine	10:38	49	29	25
2026-05-16	Cloudy	10:51	37	47	39
2026-05-22	Sunny	11:27	36	30	28
2026-05-28	Sunny	11:00	22	21	21
Minimum: 21 $\mu\text{g}/\text{m}^3$			Maximum: 49 $\mu\text{g}/\text{m}^3$		

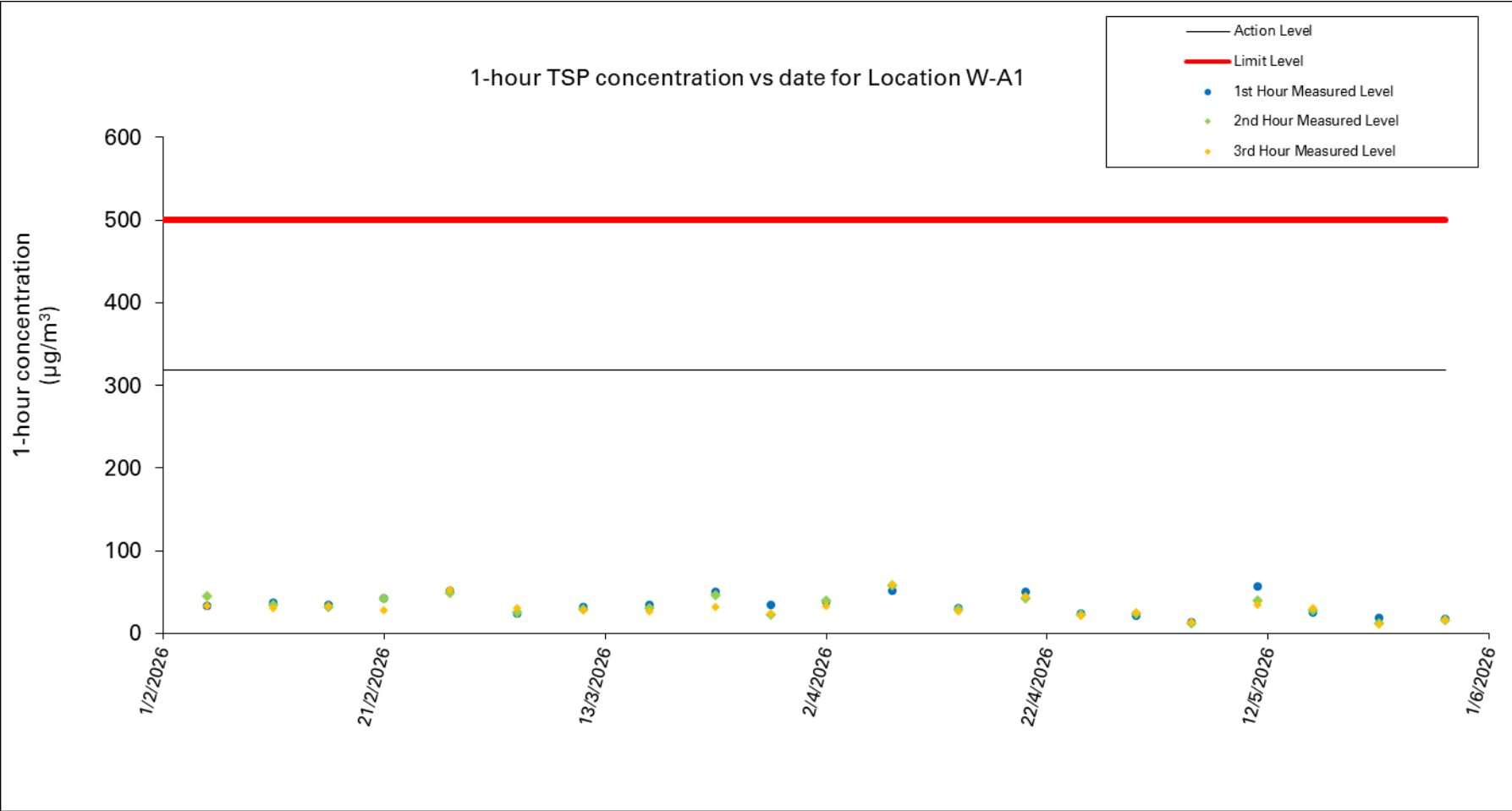


Figure 1: Graphical Illustration of Measured 1-hour TSP ( $\mu\text{g}/\text{m}^3$ ) Levels at W-A1

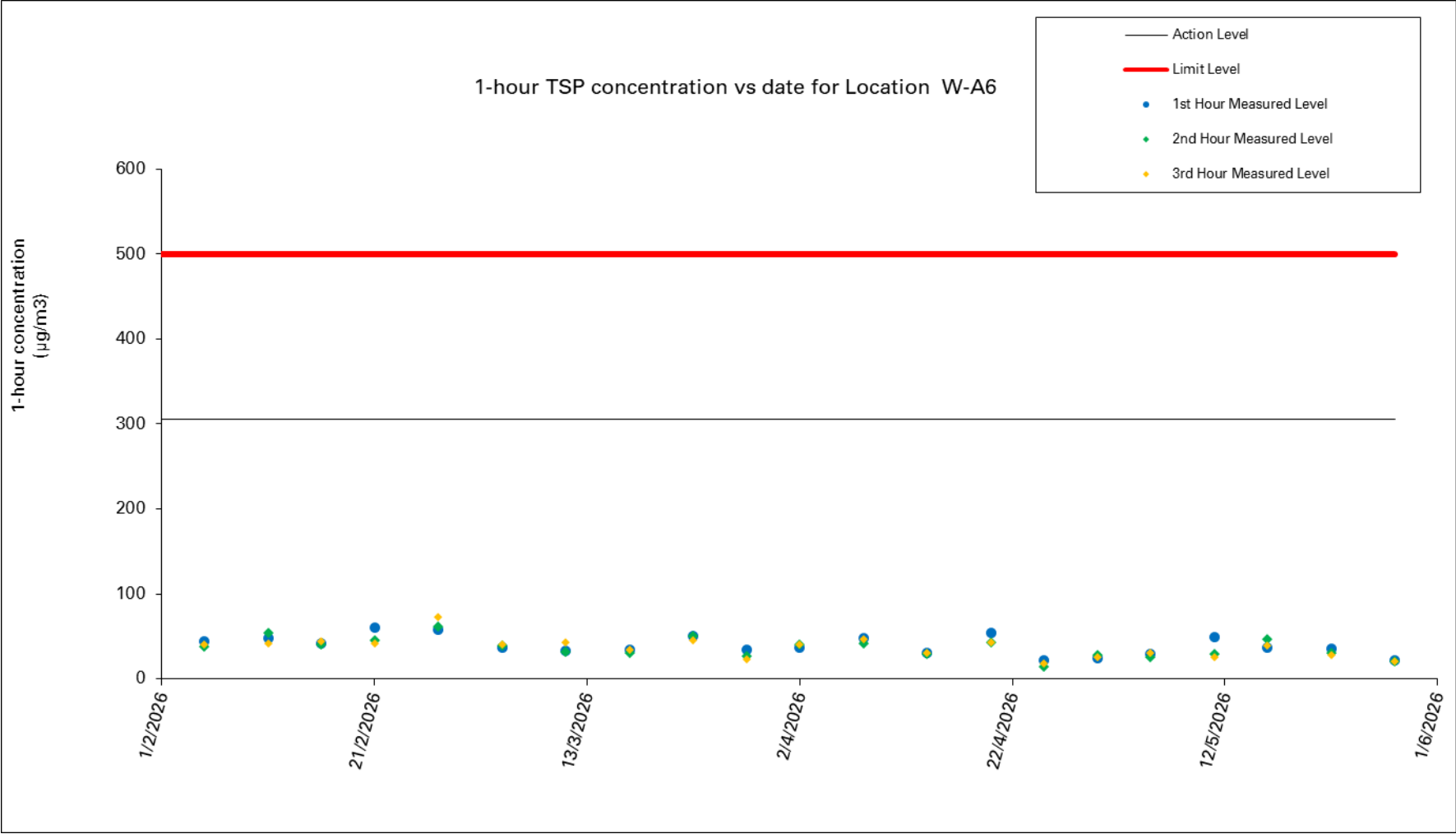


Figure 2: Graphical Illustration of Measured 1-hour TSP ( $\mu\text{g}/\text{m}^3$ ) Levels at W-A6

Location: Yau Ma Tei Catholic Primary School (Hoi Wang Road) (W-A1)  
 Monitoring date: 05, 11, 16, 22 and 28 May 2026  
 Parameter : TSP 24-hour  
 Other Factors Nearby traffic

Summary of TSP-24hr Concentration ( $\mu\text{g}/\text{m}^3$ ) at Location W-A1

Start Date	Weather Condition	Elapse Time			Chart Reading			Avg Air Temp (°C)	Avg Atmospheric Pressure (hPa)	Flow Rate (m <sup>3</sup> /min)	Standard Air Volume (m <sup>3</sup> )	Filter Weight (g)		Particulate weight (g)	Corr. ( $\mu\text{g}/\text{m}^3$ )		
		Initial	Final	Actual (min)	Min	Max	Avg					Initial	Final				
5/5/2026	Cloudy	12349.3	12373.3	1440.0	39	39	39.0	22.3	1013.3	0.98	1411	2.6815	2.7176	0.0361	26		
11/5/2026	Fine	12373.3	12397.3	1440.0	39	40	39.5	26.7	1010.6	0.98	1416	2.6769	2.7173	0.0404	29		
16/5/2026	Cloudy	12397.3	12421.3	1440.0	40	40	40.0	24.5	1010.5	1.00	1443	2.7015	2.7478	0.0463	32		
22/5/2026	Sunny	12421.3	12445.3	1440.0	41	42	41.5	29.0	1010.1	0.80	1154	2.6674	2.7262	0.0588	51		
28/5/2026	Sunny	12445.3	12469.3	1440.0	40	41	40.5	30.6	1009.2	0.77	1106	2.6800	2.7497	0.0697	63		
												Maximum:	63 $\mu\text{g}/\text{m}^3$		Minimum:	26 $\mu\text{g}/\text{m}^3$	

Date of Calibration:	2-May-26	Slope =	33.3053
Calibration due date:	17-May-26	Intercept =	6.5436
Date of Calibration:	20-May-26	Slope =	34.2715
Calibration due date:	4-Jun-26	Intercept =	13.6420

Location: Man Cheong Building (W-A6)  
 Monitoring date: 05, 11, 16, 22 and 28 May 2026  
 Parameter : TSP 24-hour  
 Other Factors Nearby traffic

Summary of TSP-24hr Concentration ( $\mu\text{g}/\text{m}^3$ ) at Location W-A6

Start Date	Weather Condition	Elapse Time			Chart Reading			Avg Air Temp (°C)	Avg Atmospheric Pressure (hPa)	Flow Rate (m <sup>3</sup> /min)	Standard Air Volume (m <sup>3</sup> )	Filter Weight (g)		Particulate weight (g)	Conc. ( $\mu\text{g}/\text{m}^3$ )	
		Initial	Final	Actual (min)	Min	Max	Avg					Initial	Final			
5/5/2026	Cloudy	1380.4	1404.4	1440.00	38	38	38.0	22.3	1013.3	1.08	1561	2.6986	2.7806	0.0820	53	
11/5/2026	Fine	1404.4	1428.4	1440.00	38	38	38.0	26.7	1010.6	1.07	1544	2.6919	2.7466	0.0547	35	
16/5/2026	Cloudy	1428.4	1452.4	1440.00	39	40	39.5	24.5	1010.5	1.12	1615	2.6942	2.7883	0.0941	58	
22/5/2026	Sunny	1452.4	1476.4	1440.00	40	41	40.5	29.0	1010.1	1.02	1476	2.6811	2.7505	0.0694	47	
28/5/2026	Sunny	1476.4	1500.4	1440.00	40	40	40.0	30.6	1009.2	1.01	1448	2.7324	2.8186	0.0862	60	
											Maximum: 60 $\mu\text{g}/\text{m}^3$		Minimum: 35 $\mu\text{g}/\text{m}^3$			

Date of Calibration:	2-May-26	Slope =	33.0864
Calibration due date:	17-May-26	Intercept =	2.3165
Date of Calibration:	20-May-26	Slope =	32.9935
Calibration due date:	4-Jun-26	Intercept =	6.2993

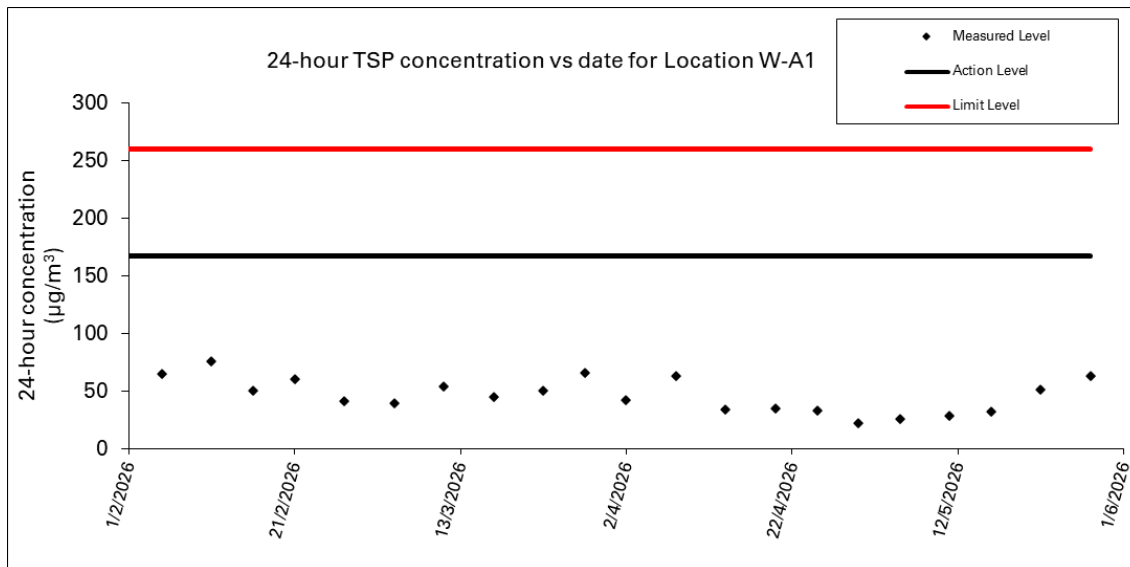


Figure 3: Graphical Illustration of Measured 24-hour TSP ( $\mu\text{g}/\text{m}^3$ ) Levels at W-A1

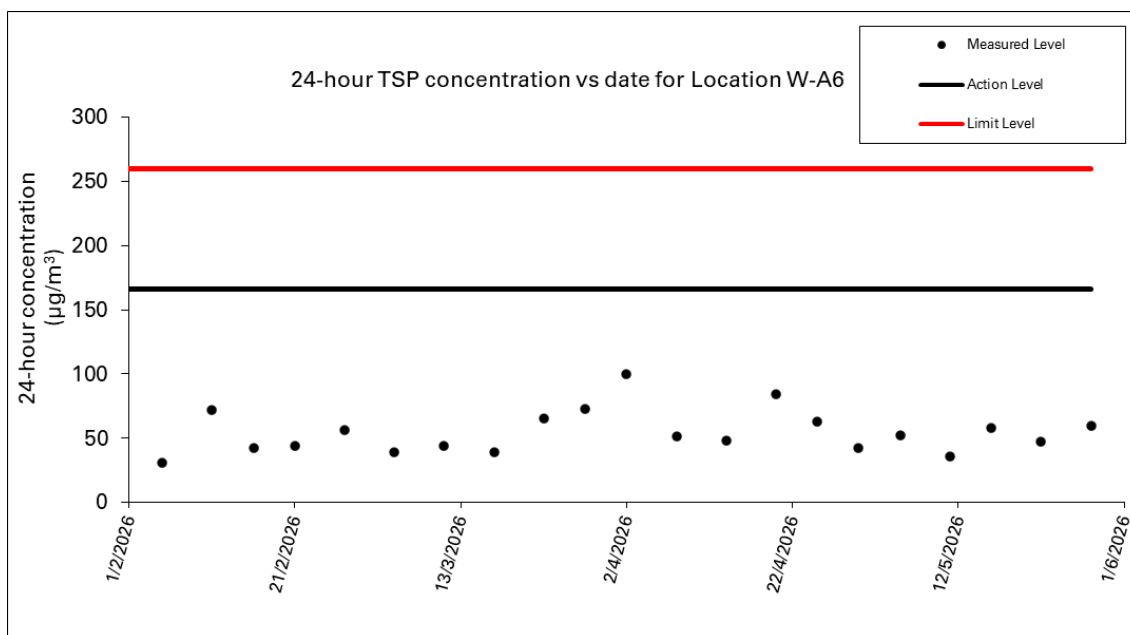
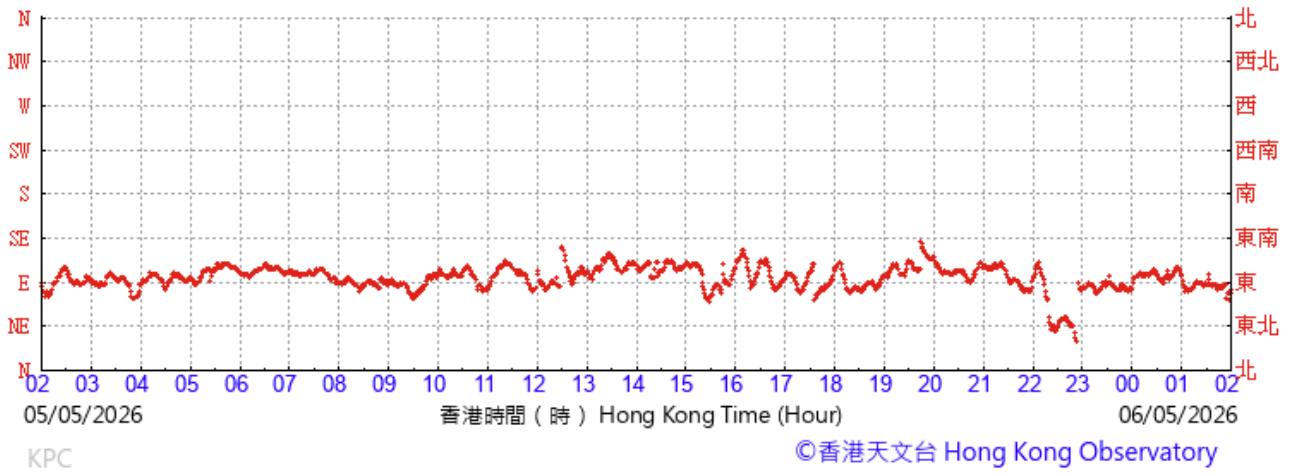


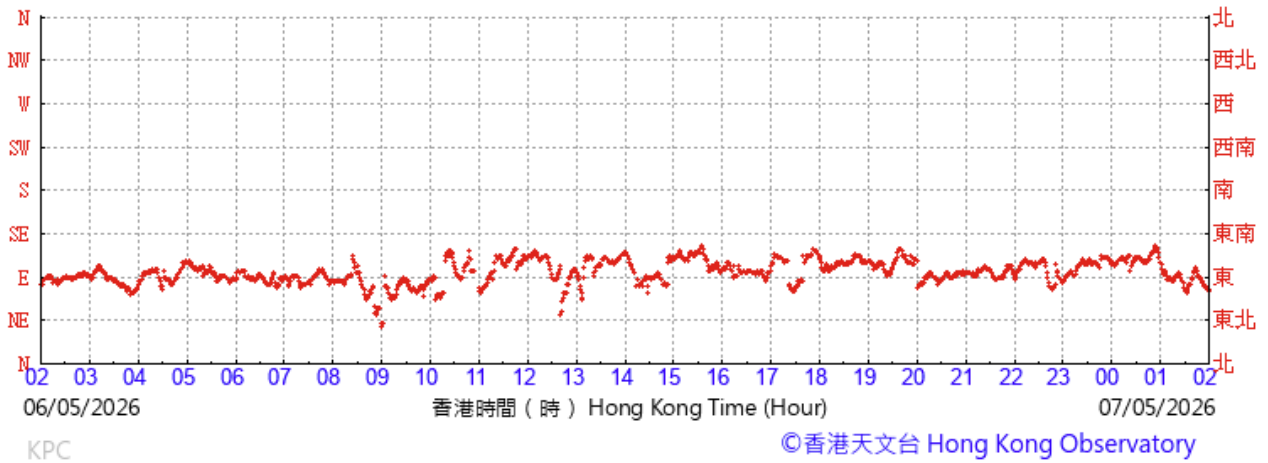
Figure 4: Graphical Illustration of Measured 24-hour TSP ( $\mu\text{g}/\text{m}^3$ ) Levels at W-A6

**Wind direction data for 05, 06, 11, 12, 16, 17, 22, 23, 28, and 29 May 2026**

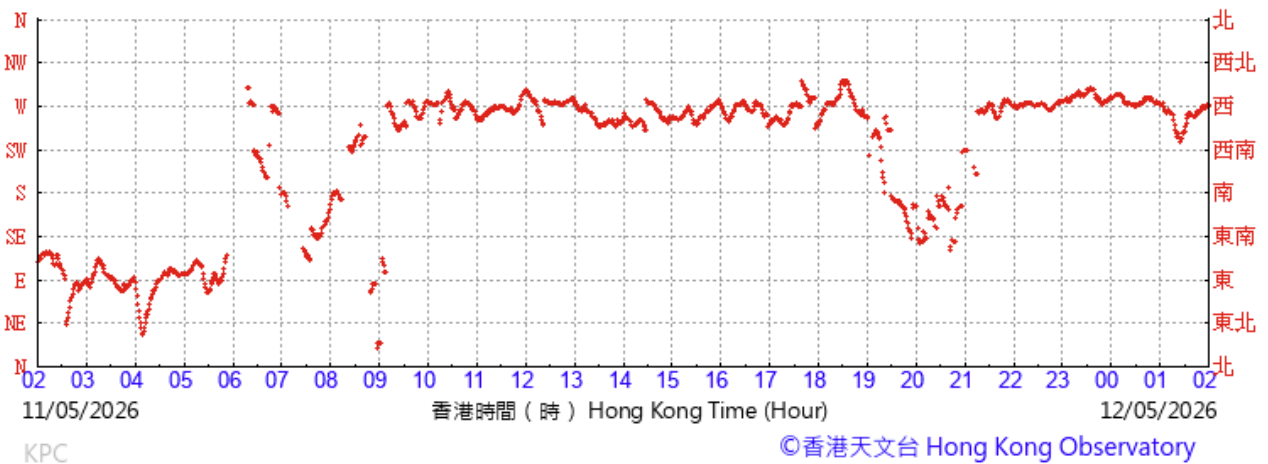
(於香港時間06/05/2026 02 時 00 分更新) ( Updated at 02:00H on 06/05/2026 )



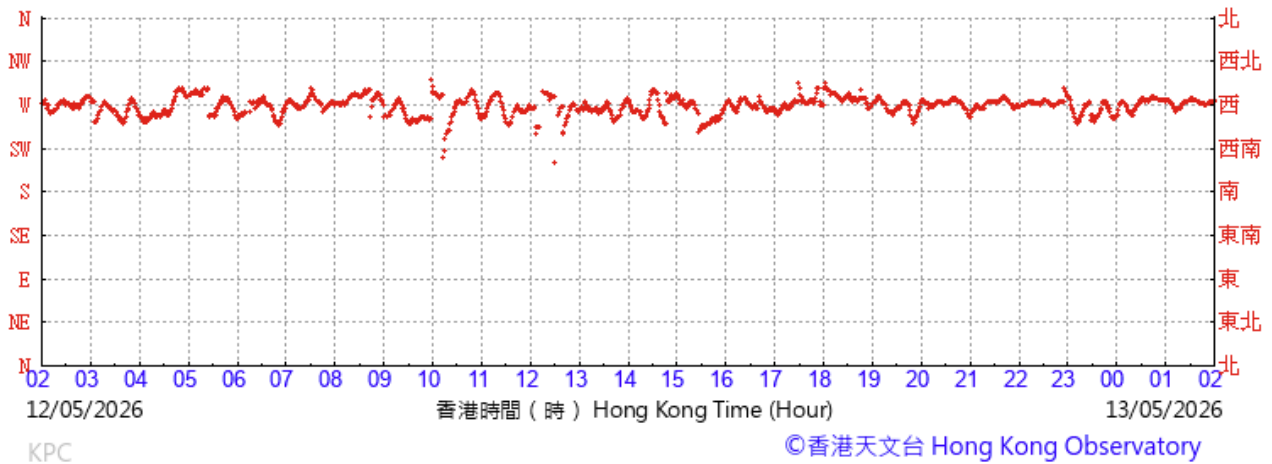
(於香港時間07/05/2026 02 時 00 分更新) ( Updated at 02:00H on 07/05/2026 )



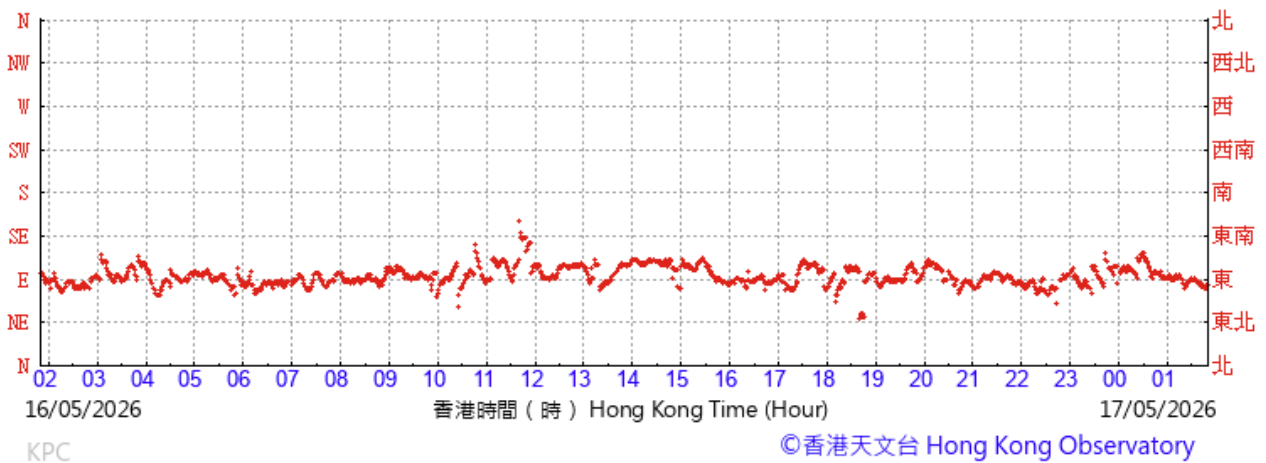
(於香港時間12/05/2026 02 時 00 分更新) ( Updated at 02:00H on 12/05/2026 )



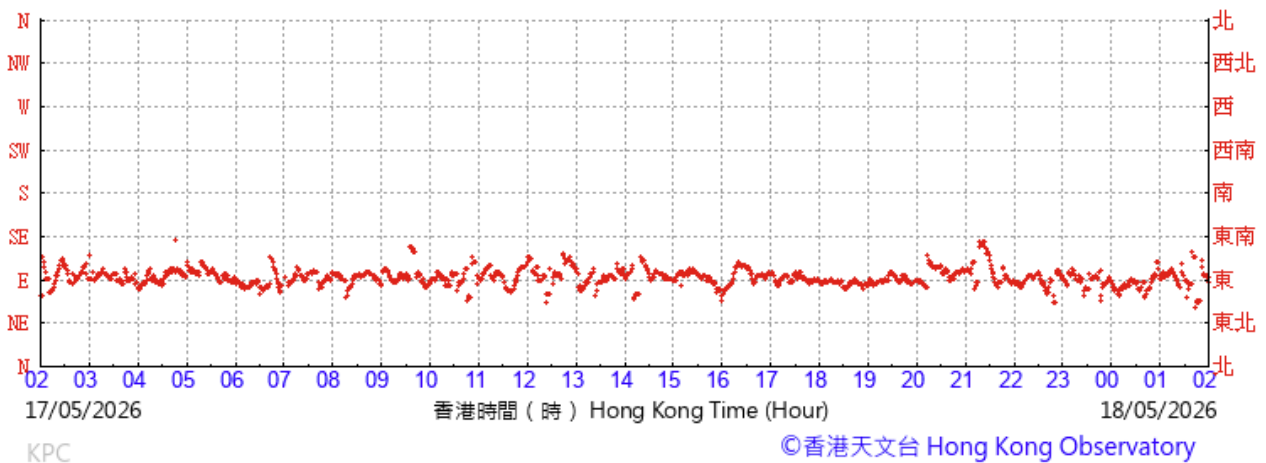
(於香港時間13/05/2026 02 時 00 分更新) ( Updated at 02:00H on 13/05/2026 )



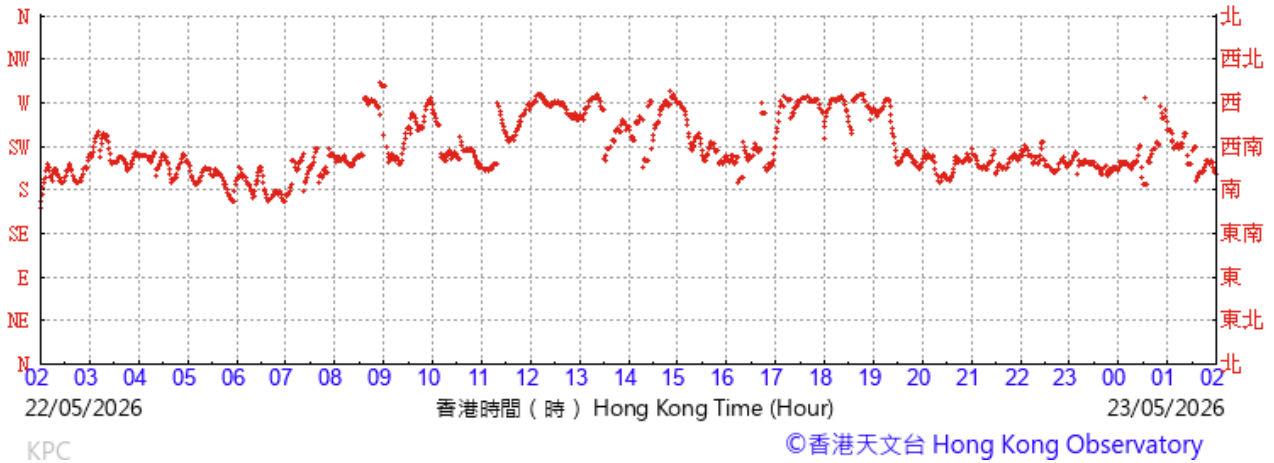
(於香港時間17/05/2026 01 時 50 分更新) ( Updated at 01:50H on 17/05/2026 )



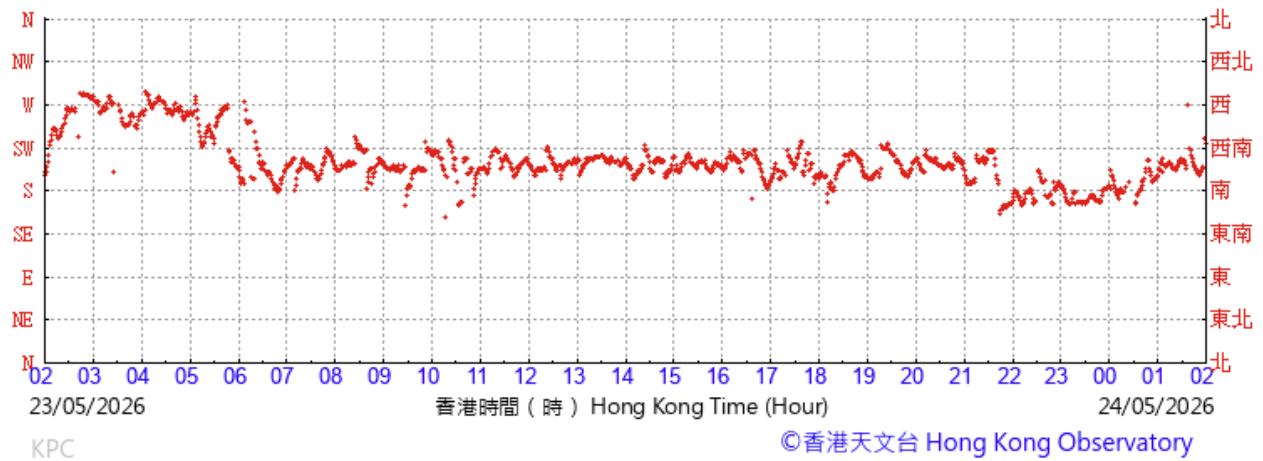
(於香港時間18/05/2026 02 時 00 分更新) ( Updated at 02:00H on 18/05/2026 )



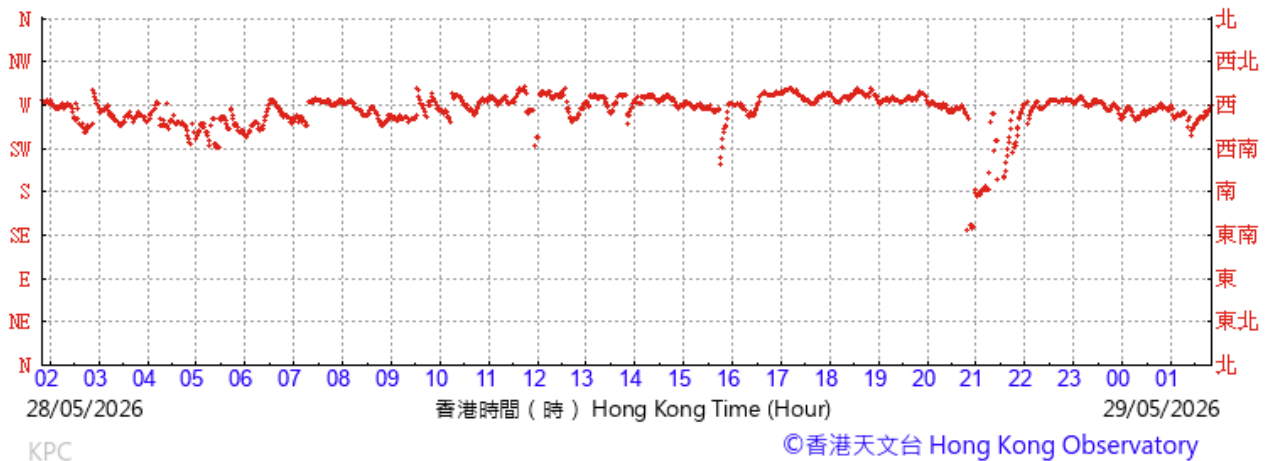
(於香港時間23/05/2026 02 時 00 分更新) ( Updated at 02:00H on 23/05/2026 )



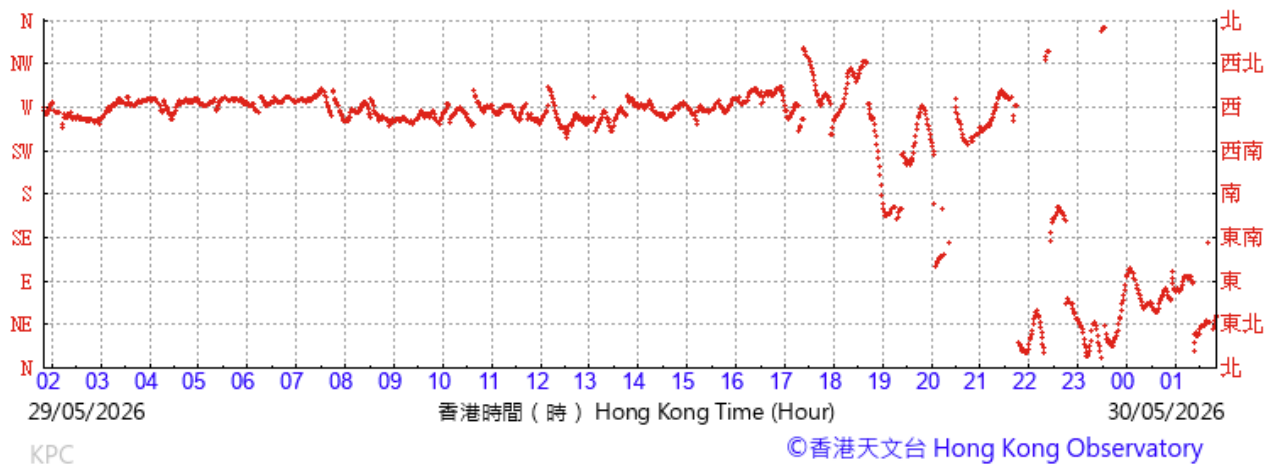
(於香港時間24/05/2026 02 時 00 分更新) ( Updated at 02:00H on 24/05/2026 )



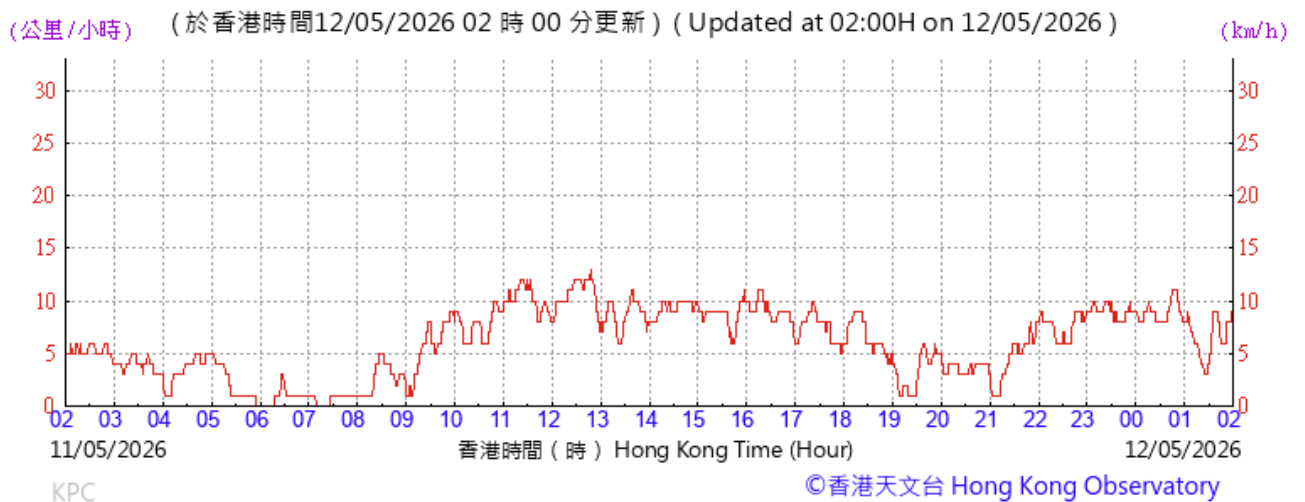
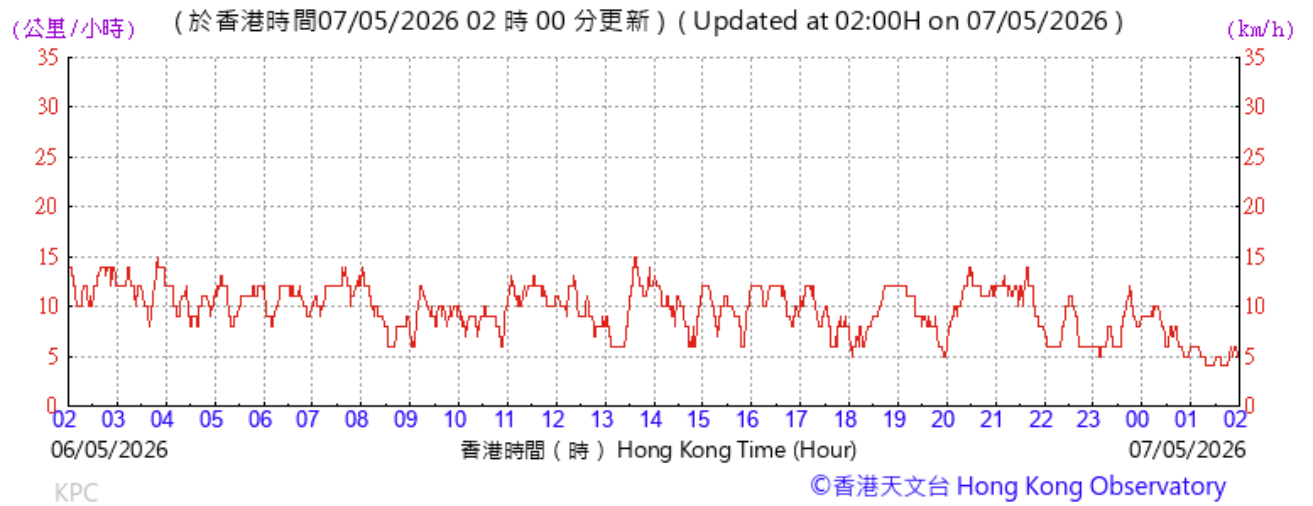
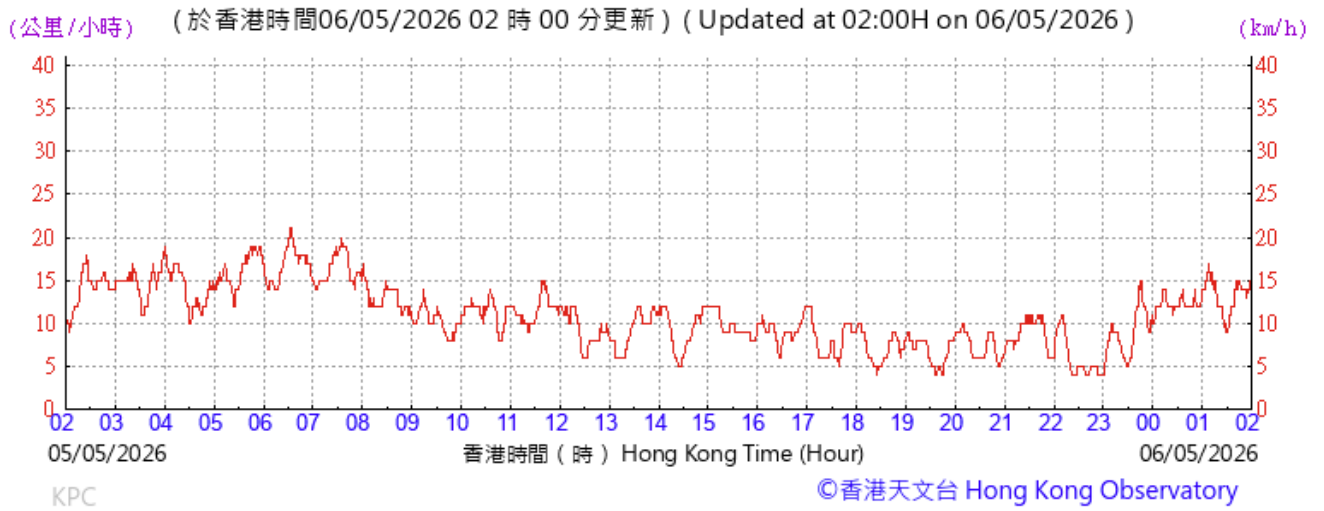
(於香港時間29/05/2026 01 時 50 分更新) ( Updated at 01:50H on 29/05/2026 )

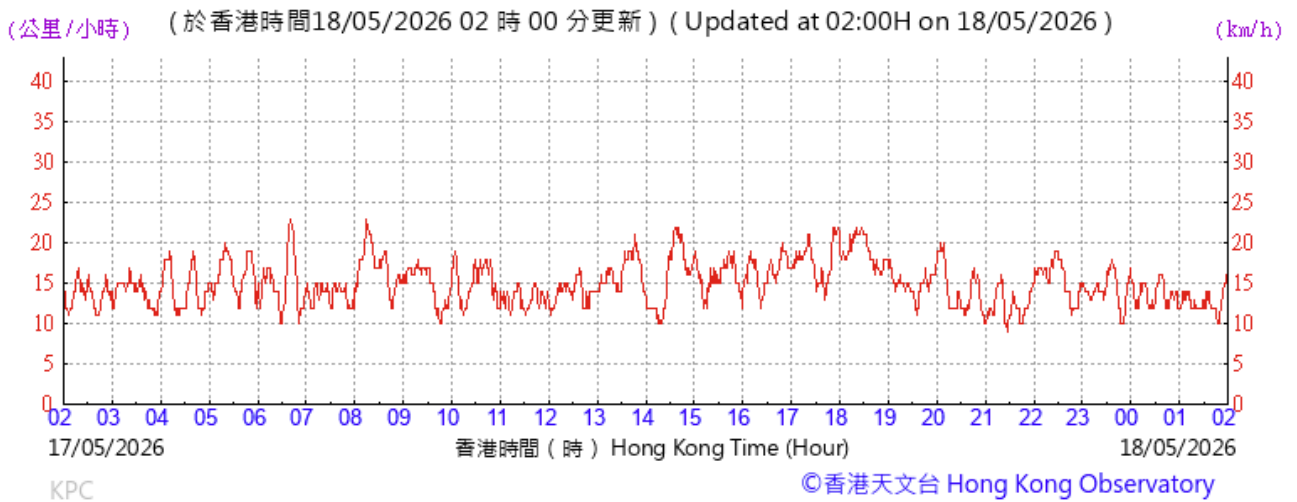
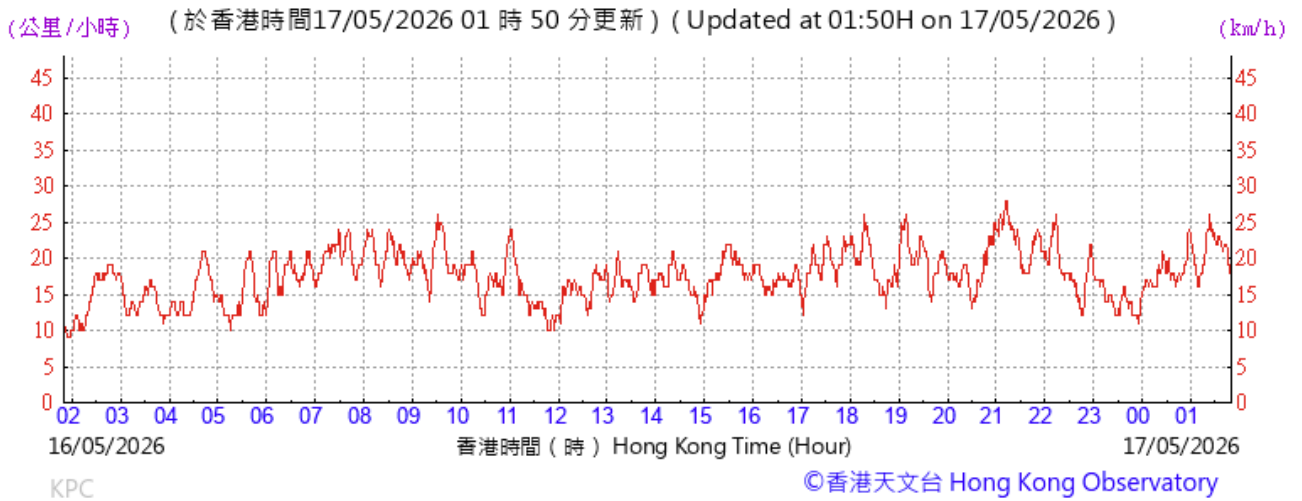
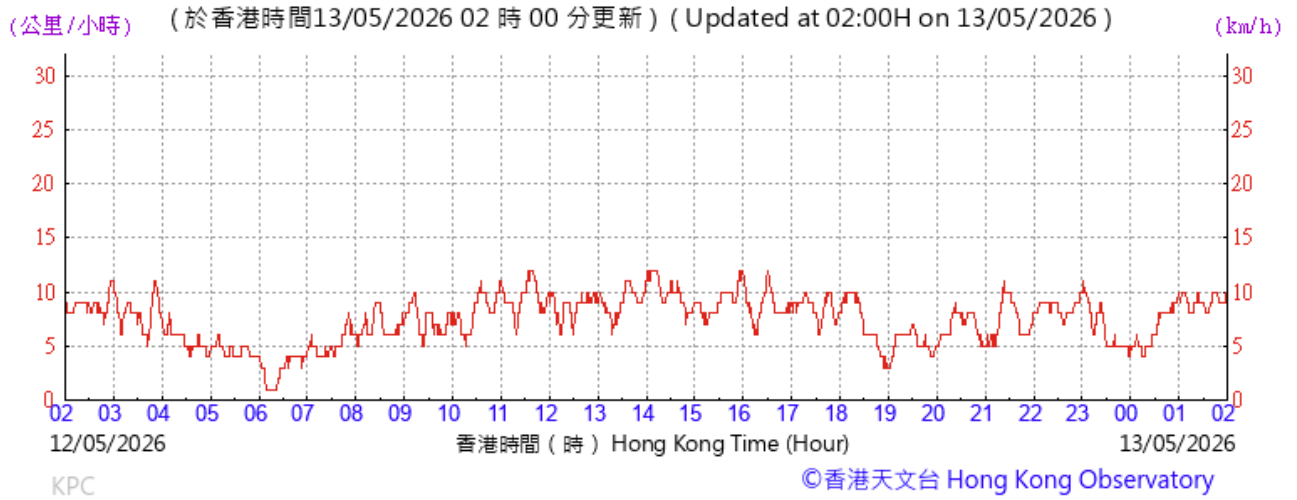


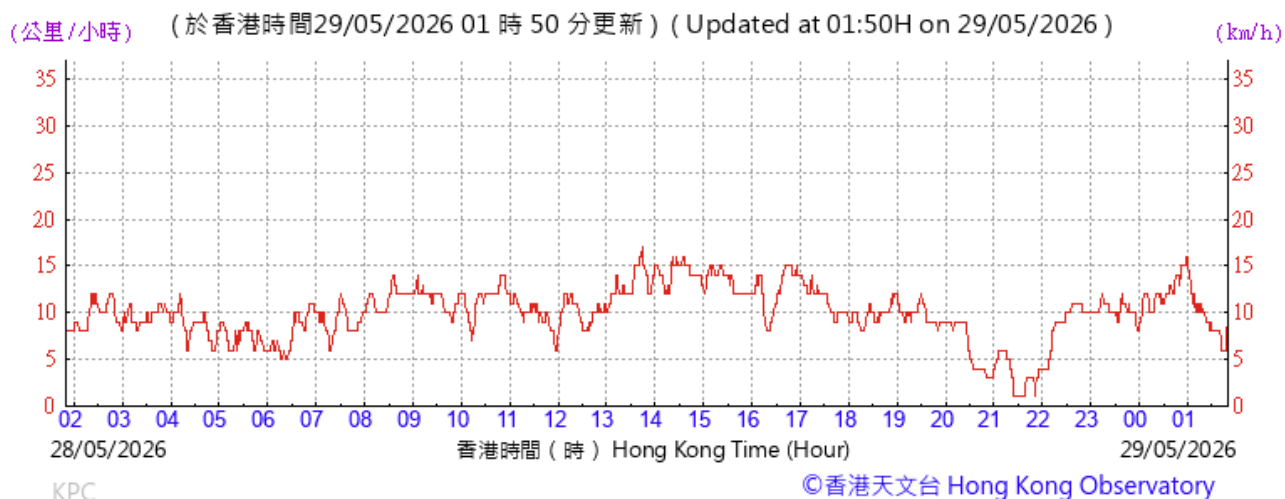
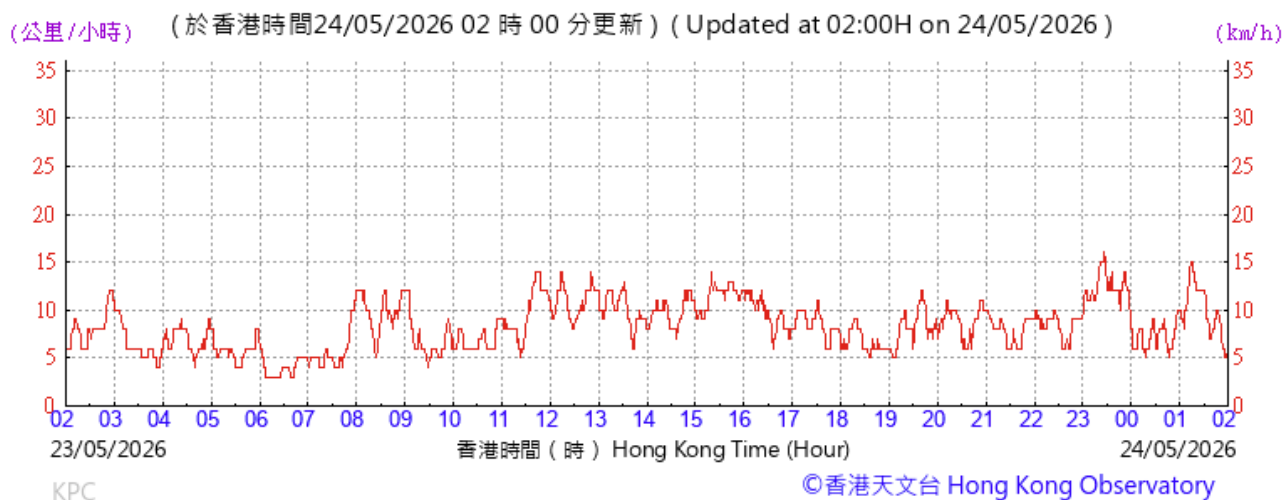
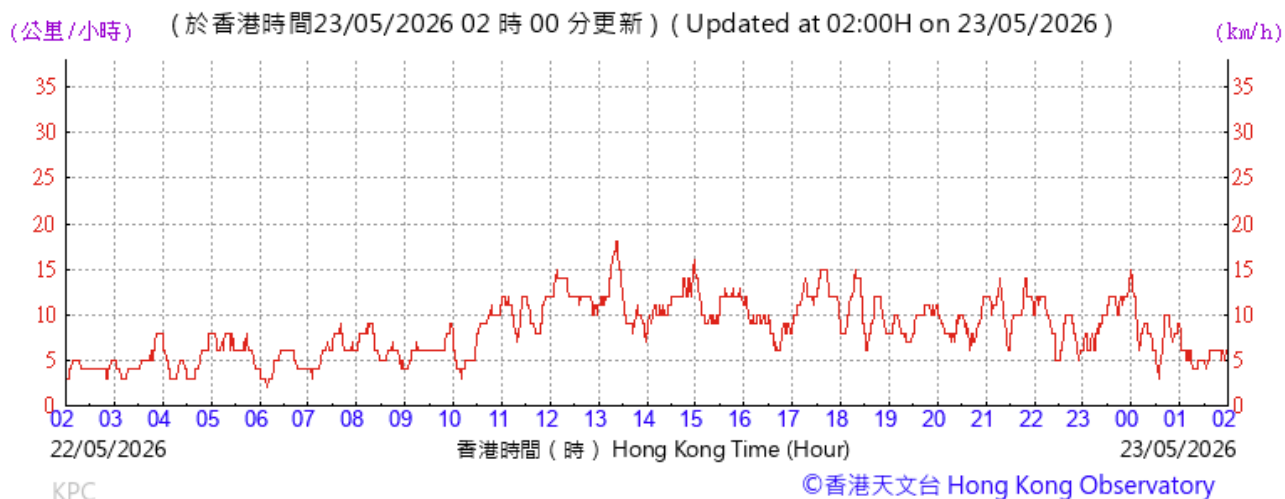
(於香港時間30/05/2026 01 時 50 分更新) ( Updated at 01:50H on 30/05/2026 )

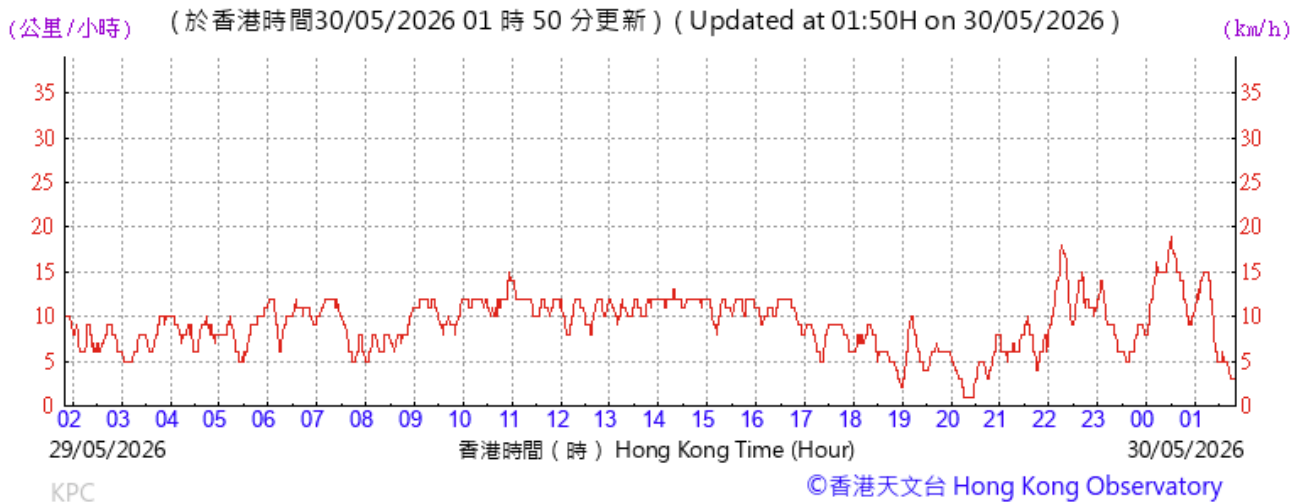


**Wind speed data for 05, 06, 11, 12, 16, 17, 22, 23, 28, and 29 May 2026**









# Appendix M

## Monitoring Data (Noise)

Location: Yau Ma Tei Catholic Primary School (Hoi Wang Road) (W-N1A)  
Monitoring date: 05, 11, 16, 22 and 28 May 2026  
Parameter :  $L_{eq}$ ,  $L_{10}$ ,  $L_{90}$   
Other Factors Nearby traffic

Noise Monitoring data:

Date	Weather	Start Time - End Time	$L_{eq}$	$L_{10}$	$L_{90}$	Wind speed (m/s)
2026-05-05	Cloudy	10:09 - 10:39	61.8	62.5	61.1	3.5
2026-05-11	Fine	9:45 - 10:15	57.8	58.6	56.3	2.4
2026-05-16	Cloudy	9:56 - 10:26	62.1	62.6	57.4	4.7
2026-05-22	Sunny	9:48 - 10:18	53.2	53.9	52.5	1.8
2026-05-28	Sunny	10:08 - 10:38	53.1	53.9	52.5	2.1

Remarks: Examinations were scheduled at Yau Ma Tei Catholic Primary School during the reporting month on 06 and 07 May 2026. The limit level was 70 dB(A) on the monitoring dates in the reporting month.

Location: Hydan Place (W-N18)  
Monitoring date: 05, 11, 16, 22 and 28 May 2026  
Parameter :  $L_{eq}$ ,  $L_{10}$ ,  $L_{90}$   
Other Factors Nearby traffic

Noise Monitoring data:

Date	Weather	Start Time - End Time	$L_{eq}$	$L_{10}$	$L_{90}$	Wind speed (m/s)
2026-05-05	Cloudy	13:05 - 13:35	66.9	69.3	65.3	1.7
2026-05-11	Fine	13:47 - 14:17	65.9	67.1	64.6	2.6
2026-05-16	Cloudy	13:49 - 14:19	65.3	67.5	62.5	4.4
2026-05-22	Sunny	13:51 - 14:21	66.5	69.3	61.8	3.5
2026-05-28	Sunny	13:54 - 14:24	68.4	70.4	64.6	3.6

Location: Prosperous Garden Block 1 (W-N25A)  
Monitoring date: 05, 11, 16, 22 and 28 May 2026  
Parameter :  $L_{eq}$ ,  $L_{10}$ ,  $L_{90}$   
Other Factors Nearby traffic

Noise Monitoring data:

Date	Weather	Start Time - End Time	$L_{eq}$	$L_{10}$	$L_{90}$	Wind speed (m/s)
2026-05-05	Cloudy	13:51 - 14:21	67.7	69.7	64.3	2.8
2026-05-11	Fine	13:05 - 13:35	68.4	71.8	64.3	2.8
2026-05-16	Cloudy	13:01 - 13:31	68.0	70.1	64.7	4.9
2026-05-22	Sunny	13:02 - 13:32	69.7	72.9	66.3	3.6
2026-05-28	Sunny	13:07 - 13:37	70.0	72.3	65.4	3.9

Location: The Coronation Tower 1 (W-P11)  
Monitoring date: 05, 11, 16, 22 and 28 May 2026  
Parameter :  $L_{eq}$ ,  $L_{10}$ ,  $L_{90}$   
Other Factors Nearby traffic

Noise Monitoring data:

Date	Weather	Start Time - End Time	$L_{eq}$	$L_{10}$	$L_{90}$	Wind speed (m/s)
2026-05-05	Cloudy	11:21 - 11:51	62.4	63.4	61.5	2.8
2026-05-11	Fine	10:58 - 11:28	68.3	70.0	66.4	2.7
2026-05-16	Cloudy	11:04 - 11:34	65.2	66.9	62.8	5.0
2026-05-22	Sunny	10:42 - 11:12	55.8	56.8	54.3	2.8
2026-05-28	Sunny	11:19 - 11:49	57.4	62.6	54.4	2.8

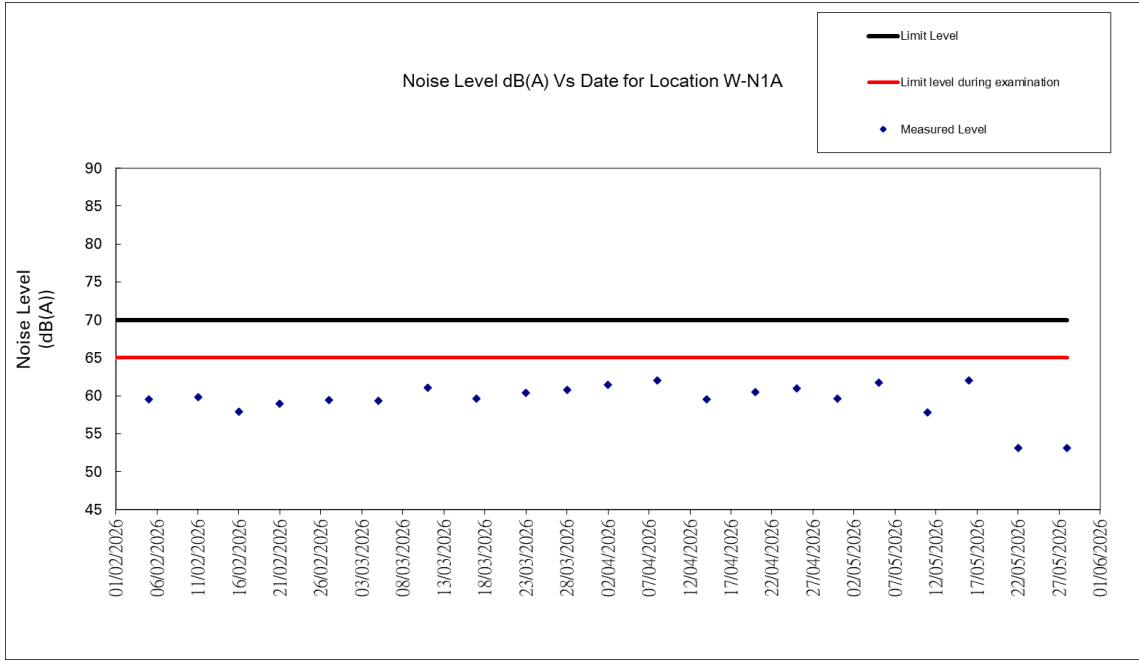


Figure 1: Graphical Illustration of Measured Noise Levels at W-N1A

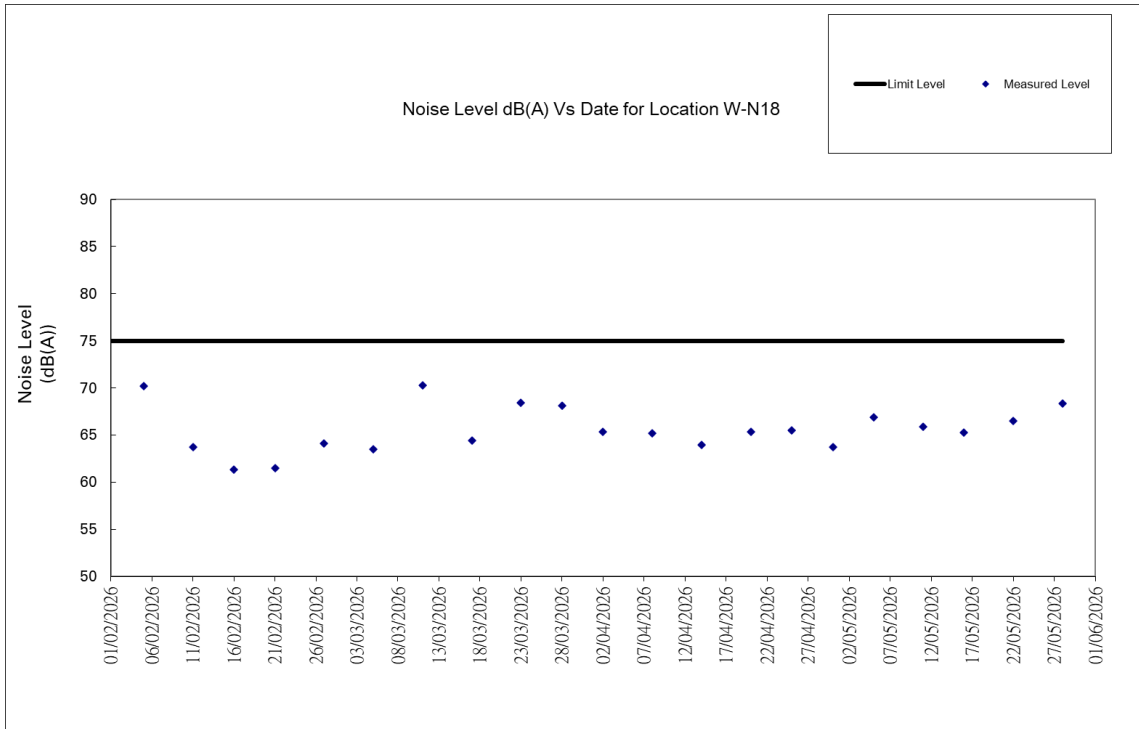


Figure 2: Graphical Illustration of Measured Noise Levels at W-N18

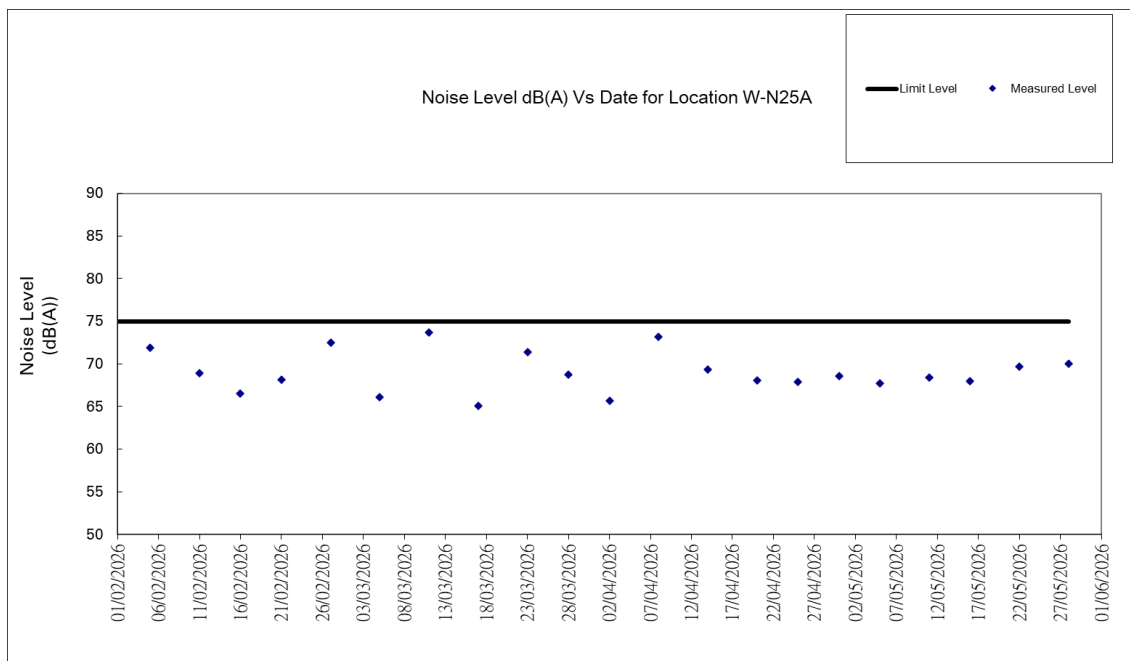


Figure 3: Graphical Illustration of Measured Noise Levels at W-N25A

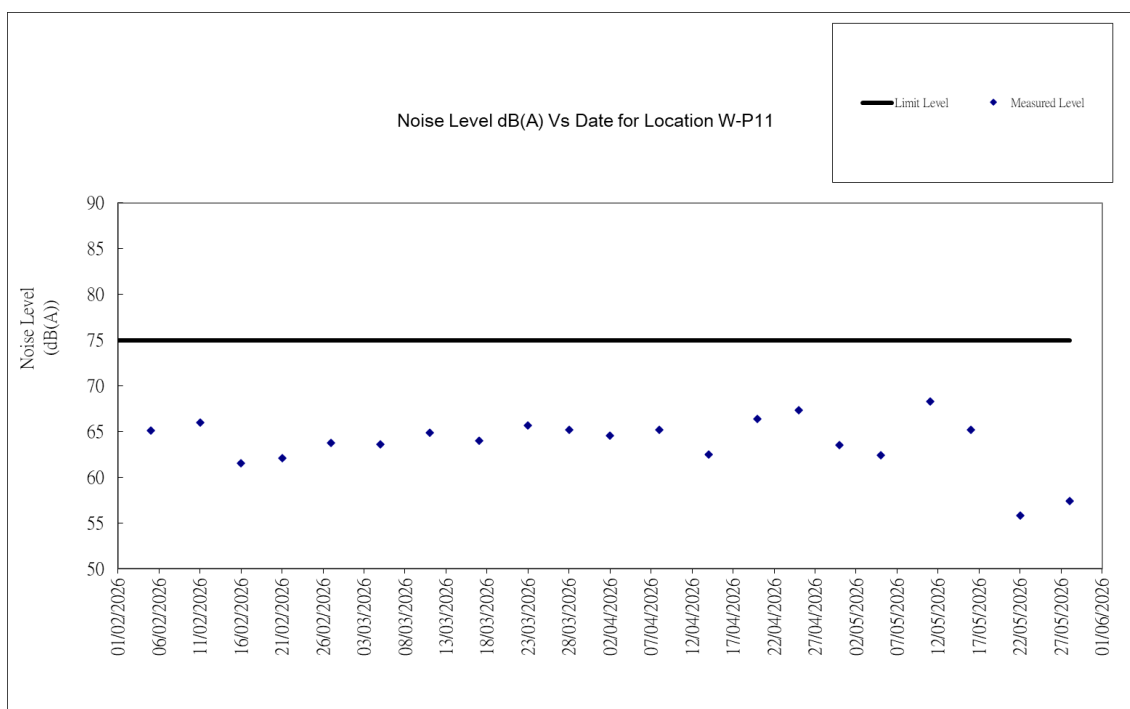


Figure 4: Graphical Illustration of Measured Noise Levels at W-P11

# Appendix N

## Waste Flow Table

**Monthly Summary Waste Flow Table**

Name of Department: Highways Department

Contract No. / Works Order No.: HY/2014/08

**Monthly Summary Waste Flow Table for May 2026**

[to be submitted not later than the 15<sup>th</sup> day of each month following reporting month] (All quantities shall be rounded off to 2 decimal places.)

Month	Actual Quantities of <b>Inert</b> Construction Waste Generated Monthly					
	(a)=(b)+(c)+(d)+(e)+ (f)+ (g)+ (h)+ (i)+ (j)+ (k) Total Quantity Generated	(b) Hard Rock and Large Broken	(c) Reused in the Contract	(d) Reused in other Projects	(e) Disposed of as Public Fill	(f) Imported Fill
	(in 'tonnes)	(in 'tonnes)	(in 'tonnes)	(in 'tonnes)	(in 'tonnes)	(in 'tonnes)
Jan-26	2368.70	1505.70	0.00	0.00	695.80	0.00
Feb-26	644.40	80.00	0.00	0.00	507.00	0.00
Mar-26	1288.60	525.50	0.00	0.00	713.50	0.00
Apr-26	1864.90	839.70	0.00	0.00	961.60	0.00
May-26	422.70	93.60	0.00	0.00	272.20	0.00
Jun-26						
Sub-total	6589.30	3044.50	0.00	0.00	3150.10	0.00
Jul-26						
Aug-26						
Sep-26						
Oct-26						
Nov-26						
Dec-26						
Total	6589.30	3044.50	0.00	0.00	3150.10	0.00
2018	51057.90	0.00	0.00	0.00	47715.60	2877.40
2019	112830.10	541.00	1523.80	13525.00	93132.90	3155.60
2020	193021.92	58778.00	1205.60	19108.60	112556.80	0.00
2021	104679.02	6461.30	1393.70	1144.70	92950.20	1542.90
2022	114787.22	3600.50	1804.50	18471.20	90202.70	0.00
2023	192946.67	73219.70	1670.00	20008.60	96991.50	0.00
2024	282726.21	52152.28	25269.83	70408.56	128027.11	4773.80
2025	127420.17	4843.90	343.10	1156.60	8134.90	110817.60
Accumulated Total	1186058.51	202641.18	33210.53	143823.26	672861.81	123167.30

Month	Actual Quantities of <b>Non-inert</b> Construction Waste Generated Monthly								
	(g) Metals		(h) Paper/ cardboard packaging		(i) Plastics		(j) Chemical Waste		(k) Others, e.g. General Refuse disposed at Landfill
	(in '000kg)		(in '000kg)		(in '000kg)		(in '000kg)		(in 'tonnes)
	generated	recycled	generated	recycled	generated	recycled	generated	recycled	generated
Jan-26	0.00	0.00	0.00	1.00	0.00	0.00	0.00	0.00	166.20
Feb-26	0.00	0.00	0.00	0.00	0.00	0.00	0.00	0.00	57.40
Mar-26	0.00	0.00	0.00	0.00	0.00	0.00	0.00	0.00	49.60
Apr-26	0.00	0.00	0.00	1.30	0.00	0.00	0.00	0.00	62.30
May-26	0.00	0.00	0.00	0.00	0.00	0.00	0.00	0.00	56.90
Jun-26									
Sub-total	0.00	0.00	0.00	2.30	0.00	0.00	0.00	0.00	392.40
Jul-26									
Aug-26									
Sep-26									
Oct-26									
Nov-26									
Dec-26									
<b>Total</b>	0.00	0.00	0.00	2.30	0.00	0.00	0.00	0.00	392.40
2018	28.40	0.00	0.00	0.00	0.00	0.00	2.00	0.00	434.50
2019	0.00	9.10	3.40	6.80	0.00	0.00	5.20	0.00	927.30
2020	69.20	0.00	3.30	0.00	0.02	0.00	25.30	0.00	1275.10
2021	30.20	0.00	4.80	0.00	0.02	0.00	25.50	0.00	1125.70
2022	108.60	0.00	3.30	0.40	0.02	0.00	1.20	0.00	594.80
2023	0.00	65.70	0.00	2.71	0.00	0.06	0.00	0.00	988.40
2024	0.00	143.41	0.00	5.28	0.00	0.81	0.00	4.00	1941.13
2025	0.00	662.90	0.00	2.46	0.00	0.01	0.00	0.00	1458.70
Accumulated Total	236.40	881.11	14.80	19.95	0.06	0.88	59.20	4.00	9138.03

Remark: Recycling records of Jan and Apr 2026 had been updated.

# Appendix O

## Statistics on Complaint, Notifications of Summons and Successful Prosecutions

Statistical Summary of Exceedances

Air Quality		
Reporting Period	Action Level	Limit Level
1 – 31 May 2026	0	0
Noise		
Reporting Period	Action Level	Limit Level
1 – 31 May 2026	2	0

Statistical Summary of Environmental Complaints

Reporting Period	Environmental Complaint Statistics		
	Frequency	Cumulative	Complaint Nature
1 – 31 May 2026	2	202	Noise Impact

Statistical Summary of Environmental Non-compliance

Reporting Period	Environmental Non-compliance Statistics		
	Frequency	Cumulative	Details
1 – 31 May 2026	0	2	N/A

Statistical Summary of Environmental Summons

Reporting Period	Environmental Summons Statistics		
	Frequency	Cumulative	Details
1 – 31 May 2026	0	1	N/A

Statistical Summary of Environmental Prosecution

Reporting Period	Environmental Prosecution Statistics		
	Frequency	Cumulative	Details
1 – 31 May 2026	0	0	N/A

# Appendix P

## Monitoring Schedule of the Coming Month




Impact Monitoring Schedule for YMTE						
Jun-26						
Sun	Mon	Tue	Wed	Thu	Fri	Sat
	1	2	3 Impact Air monitoring for W-A6 &W-A1 Noise monitoring for W-N1A, W-P11,W-N18 & W-N25A	4	5 Impact Air monitoring for W-A6 &W-A1 Noise monitoring for W-N1A, W-P11,W-N18 & W-N25A	6
7	8	9	10 Impact Air monitoring for W-A6 &W-A1 Noise monitoring for W-N1A, W-P11,W-N18 & W-N25A	11	12	13
14	15	16 Impact Air monitoring for W-A6 &W-A1 Noise monitoring for W-N1A, W-P11,W-N18 & W-N25A	17	18	19	20
21	22 Impact Air monitoring for W-A6 &W-A1 Noise monitoring for W-N1A, W-P11,W-N18 & W-N25A	23	24	25	26	27 Impact Air monitoring for W-A6 &W-A1 Noise monitoring for W-N1A, W-P11,W-N18 & W-N25A
28	29	30				

# Appendix Q

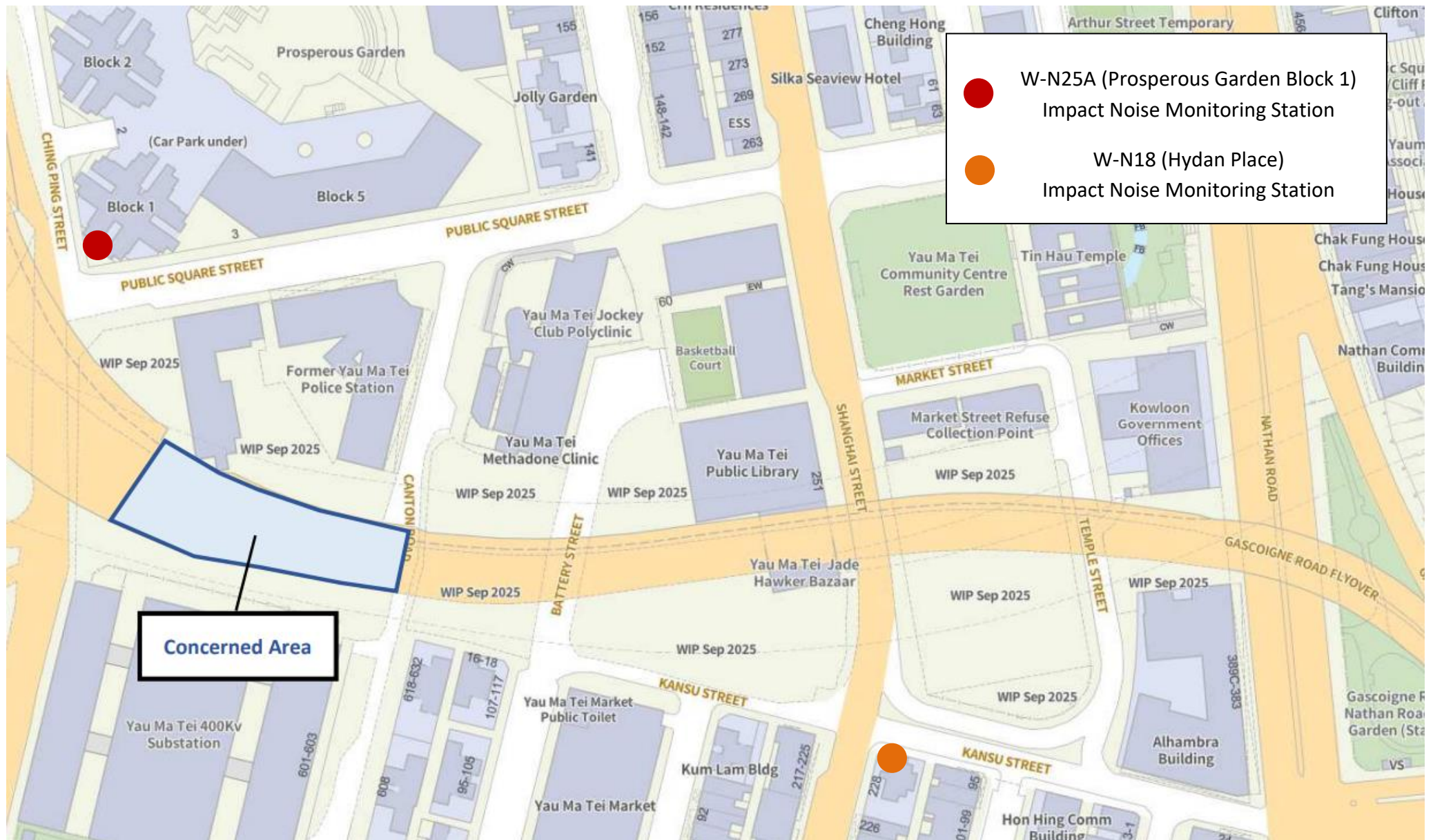
## Interim Report for the Complaint

## Interim Report on Environmental Complaint

Project	Central Kowloon Route, Yau Ma Tei East Section
Complaint Code	EC201-CKRYMTE20260507_001
Complaint description	The complaint case made on 07 May 2026 was referred to the Contractor and Environmental Team (ET) by the Environmental Protection Department on 07 May 2026, about the construction noise from the site area at Gascoigne Road Flyover (Near Ferry Street) during daytime on 07 May 2026.
Parameter	Construction Noise
Investigation finding	<p>The complaint concerned the construction noise the complainant received during daytime hours on 07 May 2026 from the site area at Gascoigne Road Flyover (Near Ferry Street) <sup>[1]</sup>.</p> <p>According to the site records, the major construction work conducted at the area of concern during the period was the touch up works of Gascoigne Road Flyover. The work was carried out within the permitted hours (i.e. 7:00 AM - 7:00 PM on normal weekdays) under the stipulated Noise Control Ordinance (NCO) requirement. The Powered Mechanical Equipment (PME) deployed during this time included one lorry with crane, one concrete lorry mixer and five cherry pickers.</p> <p>As confirmed by the contractor, appropriate noise mitigation measures were implemented by the contractor at the site area with reference to the approved Environmental Monitoring &amp; Audit (EM&amp;A) manual and the recommendations outlined in the Environmental Impact Assessment (EIA) Report. The Contractor had avoided operating the PME concurrently and arranged to use the PMEs intermittently when feasible and arranged to complete the work as soon as possible to minimize nuisance to the public.</p> <p>Regular noise impact monitoring was conducted on 05 May 2026. No exceedance of the limit level in noise impact monitoring <sup>[2]</sup> was recorded on the monitoring date at the two nearest noise monitoring stations (i.e. W-N25A (Prosperous Garden Block 1) and W-N18 (Hydan Place))<sup>[1]</sup>. The weekly site inspection conducted on 07 May 2026 noted no non-compliance related to construction noise, which proper site practices and measures were implemented on site.</p> <p>According to the video record provided by the complainant, part of the sound concerned may be generated by the safety or reverse alarm of the PME. Regarding the audible warning signals emitted by the PME during their operation, the safety alarm system installed on the PMEs is recognized as an essential safety feature to uphold site safety standards.</p> <p>Upon consideration of the fulfillment of stipulated requirements by the Contractor in accordance with the EM&amp;A manual, it is concluded that there was no non-compliance of the Project regarding noise quality impact from the construction site.</p>
Actions taken / to be taken	<p>The Contractor has adhered to the requirements stipulated in the EM&amp;A manual and as suggested in the EIA report. Proper measures have been implemented to minimize nuisance to the public:</p> <ul style="list-style-type: none"> <li>• Switching off the idling machines and plants to minimize noise generation</li> <li>• Providing regular maintenance for PME by the Contractor to prevent abnormal noise from malfunctioning mechanical components</li> <li>• Carrying out regular site inspection to ensure that all PMEs are well maintained and functioning properly to avoid excessive noise generation</li> <li>• Providing induction/ refresher training and toolbox talks on proper implementation of construction noise control measures, including performing pre-work checking for the PME to be used and ensuring the proper utilization of the silencers or mufflers on construction equipment.</li> </ul>

Remarks (Shown in next pages)	1. Layout of the concerned site area and the locations of the two nearest noise monitoring stations 2. Results of noise impact monitoring on 05 May 2026	
Prepared by ET (Acuity Sustainability Consulting Limited)	Natalie Wong	
Reviewed by ETL (Acuity Sustainability Consulting Limited)	Kevin Li	
Verified by IEC (ERM-Hong Kong, Limited)	Mandy To	
Date	12 May 2026	




**Remark 1: Layout of the concerned site area and the locations of the two nearest noise monitoring stations**



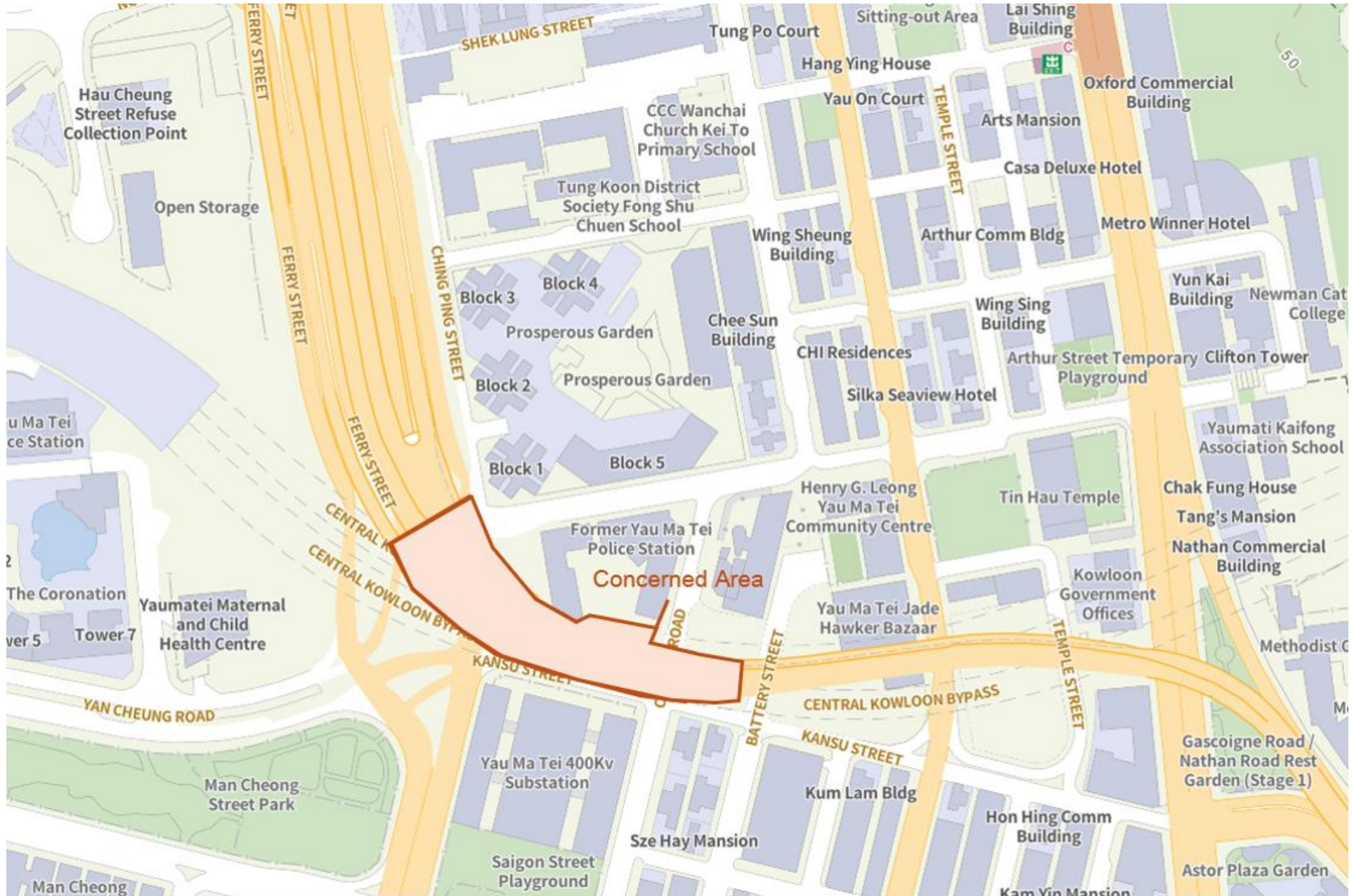
**Remark 2: Results of noise impact monitoring on 05 May 2026**

<b>Date</b>	<b>Monitoring Station</b>		<b>Weather</b>	<b>Start Time</b>	-	<b>End Time</b>	<b>L<sub>eq</sub> (dB)</b>	<b>Limit Level (dB)</b>
05/05/2026	W-N25A	Prosperous Garden Block 1	Cloudy	13:51	-	14:21	67.7	75
05/05/2026	W-N18	Hydan Place	Cloudy	13:05	-	13:35	66.9	75

## Interim Report on Environmental Complaint

Project	Central Kowloon Route, Yau Ma Tei East Section	
Complaint Code	EC202-CKRYMTE20260508_001	
Complaint description	The complaint case made on 8 May 2026, about the alarm noise received by the complainant, was referred to the Contractor through the Supervisors' Team by the Highways Department on 8 May 2026. The Environmental Team (ET) was notified on 11 May 2026.	
Parameter	Construction Noise	
Investigation finding	<p>The complaint concerned alarm noise received by the complainant, during daytime, originating from the vicinity of Gascoigne Road flyover near Ferry Street and the Old Yau Ma Tei Police Station<sup>[1]</sup>.</p> <p>Based on the details, audio records and video footages provided by the complainant, the sound concerned could be generated by the safety alarm of mobile machinery operating in the construction site and by the reversing alarms of vehicles. The safety alarm system installed on the mobile powered mechanical equipment (PME) on site serves as a necessary safety feature to uphold site safety standards. And for the reversing alarm, they are mandatory devices for goods vehicles in use according to the regulation.</p> <p>Since the safety alarm system installed on the mobile machinery constitutes a mandatory safety measure on site, it is concluded that there was no non-compliance by the Project with respect to construction noise impact arising from site activities.</p>	
Actions taken / to be taken	N/A	
Remarks (Shown in next pages)	1. Layout of the concerned site area	
Prepared by ET (Acuity Sustainability Consulting Limited)	Natalie Wong	
Reviewed by ETL (Acuity Sustainability Consulting Limited)	Kevin Li	
Verified by IEC (ERM-Hong Kong, Limited)	Mandy To	
Date	14 May 2026	

Remark 1: Layout of the concerned site area



**Central Kowloon Route**  
**Yau Ma Tei West**  
**Contract No. HY/2014/20**

## Environmental Permit No. EP-457/2013/D

### Central Kowloon Route

### Independent Environmental Checker Verification

Works Contract:	Remaining Works (HY/2023/08)
-----------------	------------------------------


#### Reference Document/Plan

Document/ <del>Plan</del> to be <del>Certified</del> / Verified:	Monthly EM&A Report No.15 (Yau Ma Tei West Area)
Date of Report:	9 June 2026
Date received by IEC:	10 June 2026

#### Reference EP Condition

Environmental Permit Condition:	3.4
Submission of Monthly EM&A Report of the Project	
3.4 Four hard copies and one electronic copy of monthly EM&A Report shall be submitted to the Director within 2 weeks after the end of each reporting month throughout the entire construction period. The EM&A Reports shall include a summary of all non-compliance. The submissions shall be certified by the ET Leader and verified by the IEC as complying with the requirements as set out in the EM&A Manual before submission to the Director. Additional copies of the submission shall be provided to the Director upon request by the Director.	

#### IEC Verification

I hereby verify that the above referenced document/ <del>plan</del> complies with the above referenced condition of EP-457/2013/D.	
	
Ms Mandy To Independent Environmental Checker	Date: 10 June 2026

Our ref: 0436942\_IEC Verification Cert\_RMW\_Monthly EM&A Rpt No.15 (YMTW)\_20260610.docx

# Build King – SK Ecoplant Joint Venture

Central Kowloon Route Contract HY/2014/20




Section of Yau Ma Tei West Section

Monthly EM&A Report No. 88

(Period from 1 to 31 May 2026)

Rev. 0.1

(09 June 2026)

	<b>Name</b>	<b>Signature</b>
Prepared by	Yoyo S.Y. Mok (Assistant Environmental Consultant)	
Checked & Reviewed by	Y.H. LAW (Senior Environmental Consultant)	
Approved & Certified by	Kevin W. M. Li (Environmental Team Leader)	

## TABLE OF CONTENTS

### EXECUTIVE SUMMARY

<b>1. BASIC PROJECT INFORMATION .....</b>	<b>6</b>
<b>2. ENVIRONMENTAL STATUS.....</b>	<b>10</b>
<b>3. MONITORING RESULTS.....</b>	<b>11</b>
<b>4. SUMMARY OF COMPLAINTS, NOTIFICATION OF SUMMONS AND PROSECUTIONS.....</b>	<b>13</b>
<b>5. EM&amp;A SITE INSPECTION .....</b>	<b>15</b>
<b>6. FUTURE KEY ISSUES .....</b>	<b>16</b>
<b>7. CONCLUSION AND RECOMMENDATIONS .....</b>	<b>17</b>

## **LIST OF APPENDICES**

- A. Alignment and Works Area for the Contract No. HY/2014/20
- B. Construction Programme
- C. Project Organization Chart
- D. Dust Event-Action Plan (EAP)
- E. Noise Event-Action Plan (EAP)
- F. Environmental Mitigation Implementation Schedule (EMIS)
- G. Waste Flow Table
- H. Statistics on Complaint, Notifications of Summons and Successful Prosecutions

## EXECUTIVE SUMMARY

- A.1 Build King – SK ecoplant Joint Venture (“Contractor”) commenced the construction works of Highway Department (HyD) Central Kowloon Route Contract No. HY/2014/20 – Section of Yau Ma Tei West (“The Project”) on 12 February 2019. This is the 88<sup>th</sup> monthly Environmental Monitoring and Audit (EM&A) report presenting the EM&A works carried out during the period from 1 May 2026 to 31 May 2026.
- A.2 A summary of the construction works reported by Main Contractor for the Project during the reporting month is listed below.

---

### Construction Activities undertaken

---

- Outstanding Works at Junction J5 – Roadworks and Drainage work incl. Road re-pavement at Lai Cheung Road and Hau Cheung Road at Portion 1D
  - Staircase A / Lift A (incl. T&C) at Segment 5 at Portion 1D
  - Staircase B / Lift B at Segment 8 at Portion 1D
  - Multi-part cover reinstatement at Lai Cheung Road
  - Modification of Catchpit at Hoi Wang Road
  - Glass panels, gutter and fall arrest system installation at Staircase A
  - Road re-surfacing and Kerb Alignment (near gas filling station) at Lai Cheung Road corner Hau Cheung Street
  - U-channel construction and Concrete pavement near CLP Substation/ Gate 2
  - Maintenance Opening – Steel door installation at Box Structure E and Road D
  - Gass panels, gutter and fall arrest system installation at Staircase B
  - Lift B installation including T&C and LE5 form submission at Lift B
  - Additional Beam Barriers & apron along Road Edge at Lin Cheung Road
  - Slope reinstatement near YVB (11NW-D/F354 registered slope) at Lin Cheung Road
  - U/G ducting for Direct Link and Installation of Luminance Meter at Junction J2 along Hoi Wang Road
  - Boundary Fence, Railing, Earthing, Landscaping and Irrigation System Installation Works near Lift A and Gas Filling Station at Lai Cheung Road
  - Maintenance Walkway and Chain Link Fence Installation near Hoi Wang Road at North Tree Park Area
- 

- A.3 A summary of regular construction noise and construction dust monitoring activities in this reporting period is listed below:

### Regular construction noise monitoring during normal working hours

W-N1A, W-P11, W-N18, W-N25A 5 times

### Construction dust (24-hour TSP) monitoring

W-A1 5 times

W-A6 5 times

### Construction dust (1-hour TSP) monitoring

W-A1, W-A6 15 times

- A.4 Bi-weekly inspection of the implementation of landscape and visual mitigation measures was conducted on 14 and 28 May 2026. Details of the audit findings and implementation status are presented in Section 5.
- A.5 Joint weekly site inspections were conducted by representatives of the Contractor, Engineer and Contractor's ET on 07, 14, 21, and 28 May 2026. A joint site inspection with IEC was undertaken on 21 May 2026. Details of the audit findings and implementation status are presented in Section 5.
- A.6 Details of waste management are presented in Section 3.
- A.7 No action Level of construction noise was triggered during the reporting month. No exceedance of Limit Level of construction noise was recorded in the reporting month. No exceedance of the Action and Limit Level of 24-hour TSP and 1-hour TSP was recorded in the reporting month.
- A.8 No environmental complaint was received in the reporting month.
- A.9 No notification of summon or prosecution was received in this reporting period.
- A.10 A summary of the construction activities provided by Main Contractor in the next reporting month is listed below:

---

**Construction Activities to be undertaken\***

- Outstanding Works at Junction J5 – Roadworks and Drainage work incl. Road re-pavement at Lai Cheung Road and Hau Cheung Road at Portion 1D
  - Staircase A/ Lift A (incl. T&C) at Segment 5 at Portion 1D
  - Staircase B/ Lift B at Segment 8 at Portion 1D
  - U-channel Construction and Concrete Pavement near CLP Substation/ Gate 2
  - Maintenance Opening – Steel Door Installation at Box Structure E and Road D
  - Gass panels, gutter and fall arrest system installation at Staircase B
  - Lift B installation including T&C and LE5 form submission at Lift B
  - Additional Beam Barriers & apron along Road Edge at Lin Cheung Road
  - Slope reinstatement near YVB (11NW-D/F354 registered slope) at Lin Cheung Road
  - U/G ducting for Direct Link and Installation of Luminance Meter at Junction J2 along Hoi Wang Road
  - Boundary Fence, Railing, Earthing, Landscaping and Irrigation System Installation Works near Lift A and Gas Filling Station at Lai Cheung Road
  - Maintenance Walkway and Chain Link Fence Installation near Hoi Wang Road at North Tree Park Area
-

## BASIC PROJECT INFORMATION

- 1.1. Central Kowloon Route (CKR) is a 4.7 km long dual 3-lane trunk road in Central Kowloon linking Yau Ma Tei Interchange in West Kowloon with the road network on Kai Tak Development and Kowloon Bay in East Kowloon.
- 1.2. The Central Kowloon Route – Design and Construction Environmental Impact Assessment Report (Register No.: AEIAR-171/2013) was approved with conditions by the Environmental Protection Department (EPD) on 11 July 2013. An Environmental Permit (EP 457/2013) was issued on 9 December 2013. Variations of EP (VEP) was subsequently applied for and the latest EP (EP-457/2013/D) was issued by EPD on 15 June 2021.
- 1.3. The construction of the CKR had been divided into different sections. This Contract No. HY/2014/20 – Section of Yau Ma Tei West (YMTW) covers part of the construction activities located at Yau Ma Tei under the EP which includes:
  - Section of Yau Ma Tei West
    - i. Construction of an approximately 250m long Depressed Road at the western tunnel portal of CKR;
    - ii. Construction of a Landscaped Deck structure above the western tunnel portal and Hoi Wang Road, including the associated civil engineering provisions and coordination with CKR-RMW contractor in respect of the remaining works for the Landscaped Deck;
    - iii. Construction of an underground Ventilation Adit connecting the tunnel ventilation system with the Yau Ma Tei Ventilation Building;
    - iv. Construction of approach roads and slip roads, including bridges and other associated structures, connecting CKR with the existing road networks:
      - Bridge B
      - Bridge C
      - Bridge D
      - Bridge G
      - Road D Structure
      - Box Structure E
      - Diversion of a section of existing drainage box culvert of approximately 215m in length;
    - v. Design and construction of the noise mitigation measures at Slip Roads A, C2, D, E, G, Hoi Wang Road, Lai Cheung Road and Lin Cheung Road;
    - vi. Design and construction of Smoke Ventilation System including Smoke Ventilator System including Smoke Ventilator System, Linear Heat Detection System, Pneumatic Air Supply System, the associated plant rooms, control system and power supply system for part of the Landscaped Deck;
    - vii. Design and construction of the façade system of the Landscaped Deck;
    - viii. Design and construction of lifts at the Landscaped Deck;

- ix. Associated roadworks, footpath, drainage, sewerage, watermains, street lighting, traffic aids, landscaping, electrical and mechanical works, instrument monitoring works and utility diversion works;
- x. Construction of civil engineering provisions and coordination with future tunnel E&M and TCSS contractor for installation of tunnel E&M and TCSS equipment;

The alignment and works area for the Contract No. HY/2014/20 – are shown in Appendix A.

- 1.4. A summary of the major construction activities undertaken in this reporting period is shown in Table 1.1. The construction programme is presented in Appendix B.

Table 1.1 Summary of the construction activities reported by Main Contractor during the Reporting Month.

---

**Construction Activities undertaken**

- Outstanding Works at Junction J5 – Roadworks and Drainage work incl. Road re-pavement at Lai Cheung Road and Hau Cheung Road at Portion 1D
- Staircase A / Lift A (incl. T&C) at Segment 5 at Portion 1D
- Staircase B / Lift B at Segment 8 at Portion 1D
- Multi-part cover reinstatement at Lai Cheung Road
- Modification of Catchpit at Hoi Wang Road
- Glass panels, gutter and fall arrest system installation at Staircase A
- Road re-surfacing and Kerb Alignment (near gas filling station) at Lai Cheung Road corner Hau Cheung Street
- U-channel construction and Concrete pavement near CLP Substation/ Gate 2
- Maintenance Opening – Steel door installation at Box Structure E and Road D
- Gass panels, gutter and fall arrest system installation at Staircase B
- Lift B installation including T&C and LE5 form submission at Lift B
- Additional Beam Barriers & apron along Road Edge at Lin Cheung Road
- Slope reinstatement near YVB (11NW-D/F354 registered slope) at Lin Cheung Road
- U/G ducting for Direct Link and Installation of Luminance Meter at Junction J2 along Hoi Wang Road
- Boundary Fence, Railing, Earthing, Landscaping and Irrigation System Installation Works near Lift A and Gas Filling Station at Lai Cheung Road
- Maintenance Walkway and Chain Link Fence Installation near Hoi Wang Road at North Tree Park Area

- 1.5. The project organisational chart specifying management structure and contact details are shown in Appendix C.

- 1.6. A summary of the valid permits, licences, and /or notifications on environmental protection for this Project is presented in Table 1.2

Table 1.2 Summary of the Status of Valid Environmental Licence  
Notification, Permit and Documentations

Permit/ Licences/ Notification /Reference No.	Valid Period		Status	Remark
	From	To		
<b>Environmental Permit</b>				
EP-457/2013/D	15 Jun 2021	End of Project	Valid	-
<b>Wastewater Discharge License</b>				
WT10002994-2024	30 May 2024	31 May 2029	Valid	
<b>Notification of Construction Works under the Air Pollution Control (Construction Dust) Regulation</b>				
438845	31 Oct 2018	End of Project	Notified	-
<b>Chemical Waste Producer Registration</b>				
WPN5213-229-B2526-02	8 Sep 2021	End of Project	Valid	-
<b>Billing Account for Disposal of Construction Waste</b>				
7032430	2 Nov 2018	End of Project	Valid	-
<b>Disposal of Special Waste at Landfills Admission Ticket</b>				
Nil	-	-	-	-
<b>Construction Noise Permit</b>				
GW-RE0270-26	23 Mar 2026	18 May 2026	Expired during reporting month	Luminance Meter Construction at Junction of Hoi Wang Road and Lai Cheung Road
GW-RE0320-26	23 Mar 2026	21 Jun 2026	Valid	Resurfacing Works at West Kowloon Highway
GW-RE0317-26	28 Mar 2026	21 Jun 2026	Valid	Remaining Road Works at Lai Cheung Road
GW-RE0347-26	5 Apr 2026	30 Jun 2026	Valid	Resurfacing at Hoi Wang Road
GW-RE0351-26	5 Apr 2026	20 Jun 2026	Valid	Resurfacing at Lin Cheung Road
GW-RW0317-26	9 Apr 2026	21 Jun 2026	Valid	Temporary Signage Removal Works for Closure of Slip Road E at Lai Po Road
GW-RW0316-26	9 Apr 2026	21 Jun 2026	Valid	Temporary Signage Removal Works for Closure of Slip Road E at Tsing Kwai Highway (Part 1)
GW-RW0302-26	9 Apr 2026	21 Jun 2026	Valid	Temporary Signage Removal Works for Closure of Slip Road E at Tsing Kwai Highway (Part 2)
GW-RW0308-26	9 Apr 2026	21 Jun 2026	Valid	Temporary Signage Removal Works for Closure of Slip Road E at Tsing Kwai Highway (Part 3)

---

<b>Permit/ Licences/</b>	<b>Valid Period</b>		<b>Status</b>	<b>Remark</b>
GW-RW0315-26	9 Apr 2026	21 Jun 2026	Valid	Temporary Signage Removal Works for Closure of Slip Road E at Tsing Sha Highway

## 2. ENVIRONMENTAL STATUS

2.1. Environmental permit (EP) conditions under the EIAO, submission status under the EP and implementation status of mitigation measures had been reviewed and implemented on schedule. The status of required submissions under the EP (EP-457/2013/D) as of the reporting period for the Project are summarised in Table 2.1.

Table 2.1 Summary of Status of Required Submission for EP-457/2013/D for the Project

EP Condition (EP-457/2013/D)	Submission	Submission date
Condition 3.4	Monthly EM&A Report (April 2026)	05 May 2026

2.2. Details of the major construction activities undertaken in this reporting period are shown in Table 2.2.

Table 2.2 Summary of the Construction Activities Undertaken during the Reporting Month.

Construction activities undertaken	Remarks on progress
• Outstanding Works at Junction J5 – Roadworks and Drainage work incl. Road re-pavement at Lai Cheung Road and Hau Cheung Road at Portion 1D	• 96% completion
• Staircase A / Lift A (incl. T&C) at Segment 5 at Portion 1D	• 99% completion
• Staircase B / Lift B at Segment 8 at Portion 1D	• 95% completion
• Multi-part cover reinstatement at Lai Cheung Road	• Completed
• Modification of Catchpit at Hoi Wang Road	• Completed
• Glass panels, gutter and fall arrest system installation at Staircase A	• Completed
• Road re-surfacing and Kerb Alignment (near gas filling station) at Lai Cheung Road corner Hau Cheung Street	• Completed
• U-channel construction and Concrete pavement near CLP Substation/ Gate 2	• 95% completion
• Maintenance Opening – Steel door installation at Box Structure E and Road D	• 95% completion
• Gass panels, gutter and fall arrest system installation at Staircase B	• 50% completion
• Lift B installation including T&C and LE5 form submission at Lift B	• 80% completion
• Additional Beam Barriers & apron along Road Edge at Lin Cheung Road	• 90% completion
• Slope reinstatement near YVB (11NW-D/F354 registered slope) at Lin Cheung Road	• 80% completion
• U/G ducting for Direct Link and Installation of Luminance Meter at Junction J2 along Hoi Wang Road	• 70% completion
• Boundary Fence, Railing, Earthing, Landscaping and Irrigation System Installation Works near Lift A and Gas Filling Station at Lai Cheung Road	• 60% completion
• Maintenance Walkway and Chain Link Fence Installation near Hoi Wang Road at North Tree Park Area	• 40% completion

### **3. MONITORING RESULTS**

#### **3.1. Air Quality**

##### **Monitoring Requirements and Results**

- 3.1.1. The air quality (24-hour TSP, 1-hour TSP) monitoring works in Yau Ma Tei West Area are currently covered under Contract No HY/2014/08 – Central Kowloon Route – Yau Ma Tei East. Details of the corresponding monitoring parameters, equipment, methodology, monitoring schedule wind data, results and the established Action and Limit Levels could be referred to Section 3 of the corresponding Monthly EM&A Report for Contract No HY/2014/08.

##### **Observations**

- 3.1.2. No Action/ Limit level exceedance was recorded for all 1-hour TSP and 24-hour TSP monitoring in the reporting period.
- 3.1.3. Site audits were carried out on a weekly basis to monitor and audit the timely implementation of air quality mitigation measures within the site boundaries of this Project. A summary of observation during the site audits is shown in **Table 5.1** of this report.

#### **3.2. Noise**

##### **Monitoring Requirements and Results**

- 3.2.1. The construction noise monitoring works in Yau Ma Tei West Area are currently covered under Contract No HY/2014/08 – Central Kowloon Route – Yau Ma Tei East. Details of the corresponding monitoring parameters, equipment, methodology, results and the established Action and Limit Levels could be referred to Section 3 of the corresponding Monthly EM&A Report for Contract No HY/2014/08.

##### **Observations**

- 3.2.2. No Action/ Limit Level exceedance was recorded for construction noise monitoring in the reporting period.
- 3.2.3. Site audits were carried out on a weekly basis to monitor and audit the timely implementation of noise mitigation measures within the site boundaries of this Project. A summary of observations during the site audits is shown in **Table 5.1** of this report.

**Waste management**

3.3 The waste generated from this Project includes inert C&D materials, and non-inert C&D materials. Non-inert C&D materials are made up of general refuse, vegetative wastes and recyclable wastes such as plastics and paper/cardboard packaging waste. Steel materials generated from the project are also grouped into non-inert C&D materials as the materials were not disposed of with other inert C&D materials. With reference to relevant handling records and trip tickets of this Project, the quantities of different types of waste generated in the reporting month are summarised in Table 3.1. Details of cumulative waste management data are presented as a waste flow table in Appendix G.

Table 3.1 Quantities of waste generated from the Project

Reporting period	Quantity					
	Inert C&D Materials (in ‘tonnes)	Chemical Waste (in ‘000 Kg)	Non-inert C&D Materials			
			Others, e.g. General Refuse disposed at Landfill (in ‘tonnes)	Recycled materials		
				Paper/card board (in ‘000 Kg)	Plastics (in ‘000 Kg)	Metals (in ‘000 Kg )
May 2026	0.00	0.00	0.00	0.00	0.00	0.00

#### 4. SUMMARY OF COMPLAINTS, NOTIFICATION OF SUMMONS AND PROSECUTIONS

4.1. The Environmental Complaint Handling Procedure is shown in below Table 4.1:

Table 4.1 Environmental Complaint Handling Procedure

Complaint Received via Project Hotline	Complaint Received via 1823 or from other government departments
Contractor notify ER, ET and IEC	ER notify Contractor, ET and IEC
Contractor log complaint and date of receipt onto the complaint database. Contractor, ER and ET to conduct investigation of complaint	
If complaint is considered not valid	If complaint is found valid
ET or ER to reply the complainant if necessary	Contractor to identify and implement remedial measures in consultation with the IEC, ET and ER.
	The ER, ET and IEC to review the effectiveness of the Contractor’s remedial measures and the updated situation; ET to undertake additional monitoring and audit to verify the situation if necessary, and oversee that circumstances leading to the complaint do not recur. ER to conduct further inspection as necessary.
If the complaint is referred by the EPD, the Contractor to prepare interim report on the status of the complaint investigation and follow-up actions stipulated above, including the details of the remedial measures and additional monitoring identified or already taken, for submission to EPD within the time frame assigned by the EPD	
The ET to record the details of the complaint, results of the investigation, subsequent actions taken to address the complaint and updated situation including the effectiveness of the remedial measures, supported by regular and additional monitoring results in the monthly EM&A reports	

- 4.2. Should non-compliance of the criteria occur, action in accordance with the Event and Action Plan in Appendix D and Appendix E shall be carried out.
- 4.3. No action Level of construction noise was triggered during the reporting month. No exceedance of Limit Level of construction noise was recorded in the reporting month. No exceedance of the Action and Limit Level of 24-hour TSP and 1-hour TSP was recorded in the reporting month.
- 4.4. No environmental complaint was received in the reporting month.
- 4.5. No non-compliance was reported in the reporting month.
- 4.6. Statistics on complaints, notifications of summons and successful prosecutions are summarized in Appendix O.

## 5. EM&A SITE INSPECTION

- 5.1. Site inspections were carried out on a weekly basis to monitor the implementation of proper environmental pollution control and mitigation measures under the Contract. In the reporting period, Four (4) site inspections were carried out on 07, 14, 21, and 28 May 2026, along with bi-weekly inspection of the implementation of landscape and visual mitigation measures conducted on 14 and 28 May 2026.
- 5.2. A joint site inspection with IEC were undertaken on 21 May 2026. Minor deficiency was observed during weekly site inspection. Key observations during the site inspections are summarized in Table 5.1.

Table 5.1 Site Observations

Date	Environmental Observations	Follow-up Status
07 May 2026	Nil.	Nil.
14 May 2026	Nil.	Nil.
21 May 2026	<ol style="list-style-type: none"> <li>1. At Gate 2, chemical container which is not in use should be removed probably.</li> <li>2. Generally on site, stagnant water should be cleared properly after raining.</li> </ol>	<ol style="list-style-type: none"> <li>1. Chemical container was removed at Gate 2.</li> <li>2. Stagnant water was cleared.</li> </ol>
28 May 2026	<ol style="list-style-type: none"> <li>1. At Lift A, drip tray should be provided to chemical container to prevent chemical leakage</li> <li>2. At Lift B, faded NRMM label on excavator should be replaced.</li> <li>3. In general, it is reminded to provide regular water spraying for dust prevention.</li> </ol>	<ol style="list-style-type: none"> <li>1. Chemical Container was removed at Lift A.</li> <li>2. NRMM label on excavator was replaced at Lift B.</li> <li>3. Water spraying was provided.</li> </ol>

- 5.3. The Contractor had rectified all observations identified during environmental site inspections in the reporting period.
- 5.4. According to the EIA Study Report, Environmental Permit, contract documents and EM&A Manual, the mitigation measures detailed in the documents are implemented as much as practical during the reporting period. An updated Implementation Status of Environmental Mitigation Measures (EMIS) is provided in Appendix F.

## 6. FUTURE KEY ISSUES

6.1. Work to be undertaken in the next reporting month are:

---

### **Construction Activities to be undertaken**

---

- Outstanding Works at Junction J5 – Roadworks and Drainage work incl. Road re-pavement at Lai Cheung Road and Hau Cheung Road at Portion 1D
  - Staircase A/ Lift A (incl. T&C) at Segment 5 at Portion 1D
  - Staircase B/ Lift B at Segment 8 at Portion 1D
  - U-channel Construction and Concrete Pavement near CLP Substation/ Gate 2
  - Maintenance Opening – Steel Door Installation at Box Structure E and Road D
  - Gass panels, gutter and fall arrest system installation at Staircase B
  - Lift B installation including T&C and LE5 form submission at Lift B
  - Additional Beam Barriers & apron along Road Edge at Lin Cheung Road
  - Slope reinstatement near YVB (11NW-D/F354 registered slope) at Lin Cheung Road
  - U/G ducting for Direct Link and Installation of Luminance Meter at Junction J2 along Hoi Wang Road
  - Boundary Fence, Railing, Earthing, Landscaping and Irrigation System Installation Works near Lift A and Gas Filling Station at Lai Cheung Road
  - Maintenance Walkway and Chain Link Fence Installation near Hoi Wang Road at North Tree Park Area
- 

6.2. Potential environmental impacts arising from the above construction activities are mainly associated with dust, construction noise and waste management.

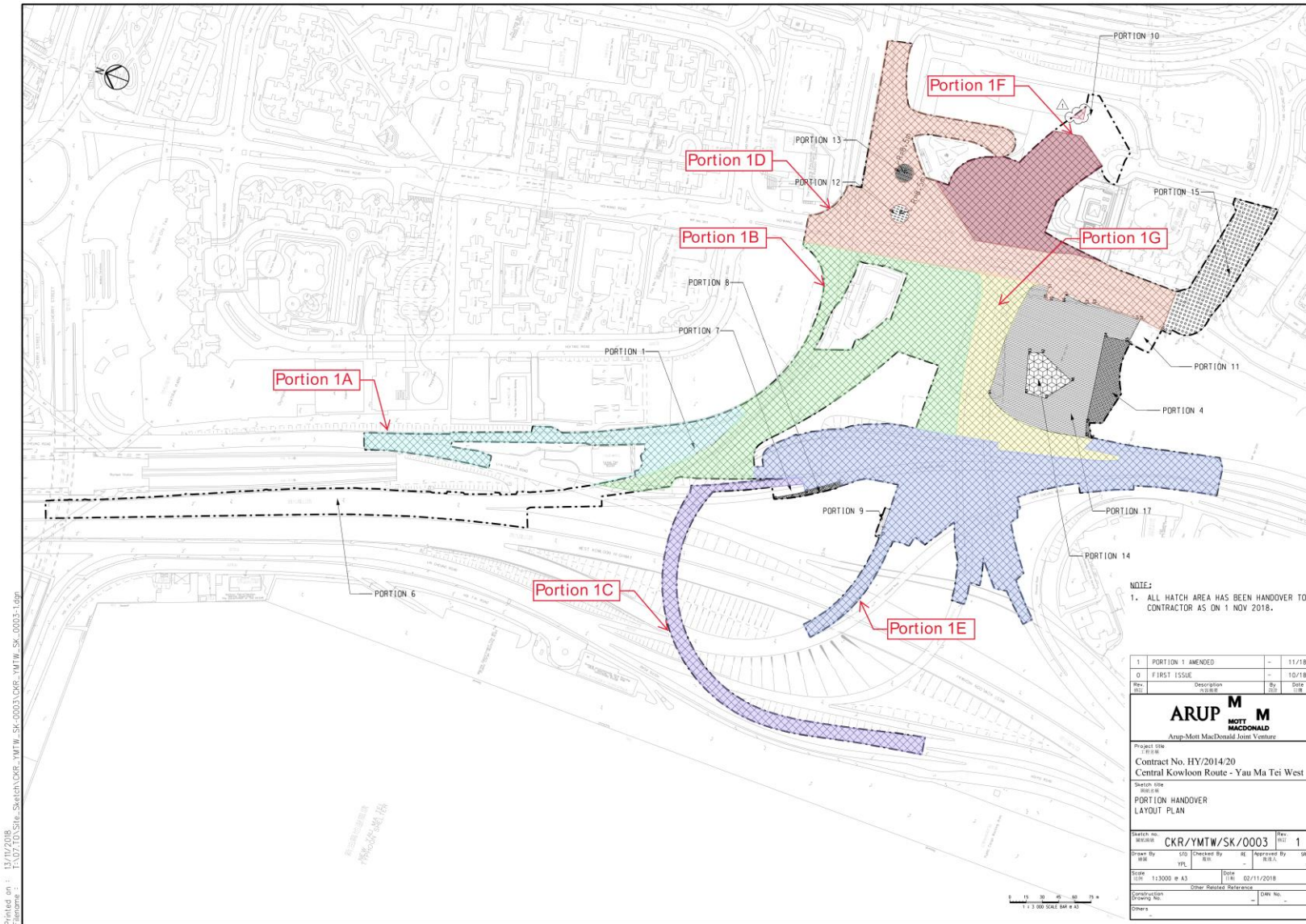
6.3. The construction programme for the Project for the next reporting month is presented in Appendix B.

## **7. CONCLUSION AND RECOMMENDATIONS**

- 7.1. This 88<sup>th</sup> monthly EM&A Report presents the EM&A works undertaken during the period from 1 May 2026 to 31 May 2026 in accordance with the EM&A Manual and the requirement under EP- 457/2013/D.
- 7.2. Air quality (including 1-hour TSP and 24-hour TSP) and noise impact monitoring were carried out in the reporting period.
- 7.3. Weekly environmental site inspections were conducted during the reporting period. A joint site inspection with IEC were carried out on 21 May 2026. Minor deficiency was observed during site inspection and was rectified within the specified deadlines. The environmental performance of the Project was therefore considered satisfactory.
- 7.4. No action Level of construction noise was triggered during the reporting month. No exceedance of Limit Level of construction noise was recorded in the reporting month. No exceedance of the Action and Limit Level of 24-hour TSP and 1-hour TSP was recorded in the reporting month.
- 7.5. No environmental complaint was received in the reporting month.
- 7.6. No non-compliance was reported in the reporting month.
- 7.7. The ET will keep track on the construction works to confirm compliance of environmental requirements and the proper implementation of all necessary mitigation measures
- 7.8. According to the Contractor, all major construction works under Contract No. HY/2014/20 is tentatively to be completed by July 2026. No significant environmental impact will be expected. Therefore, the EM&A Programme for Contract No. HY/2014/20 will be tentatively scheduled to be terminated by the end of July 2026, and the Monthly EM&A Report (July 2026) will be the last issue of the Monthly EM&A Report for Contract No. HY/2014/20.

# Appendix A

## Alignment and Works Area For the Contract No. HY/2014/20



# Appendix B

## Construction Programme

Item ID	Description	Quantity	Unit	Start Date	End Date	2014	2015	2016	2017	2018	2019	2020	2021	2022	2023	2024
<b>Central Kowloon Route - Yau Ma Tei West</b>																
<b>Construction Works</b>																
Section 2 of the Works - All Structural Works including the Operation and Maintenance																
<b>Outstanding Works</b>																
<b>Sip Road O/E, F, Ventilation Aids</b>																
OUT1000	Maintenance Opening at Bus Structure 1 and Road 2 - Steel Door (3 nos.) & Sillbraces (3 nos.)	21		04-May-26 A	30-May-26	13										
OUT1010	Lin Cheung Road Northbound (near Y6) - Slope Reinforcement 11NW40/F354 (registered slope)	22		13-May-26 A	08-Jun-26	6										
<b>Lin Cheung Road (North and South Bound)</b>																
OUT1020	Lin Cheung Road Northbound - Additional Beam Barriers at Edging Road Side	20		07-May-26 A	30-May-26	7										
OUT1030	Lin Cheung Road Southbound - Additional Apron along road edge	6		01-Jun-26*	06-Jun-26	7										
<b>Area near Sep. 5, 6 and Gate 2 (Double OLP Substation)</b>																
OUT1040	Concrete Reinforcement	37		23-Apr-26 A	06-Jun-26	7										
OUT1050	U-channel & Drainage Works	34		17-Apr-26 A	26-May-26	15										
OUT1060	Shrub Planting - Landscaping Works	23		11-May-26 A	06-Jun-26	7										
OUT1070	Irrigation System Installation	11		21-May-26 A	13-Jun-26	1										
<b>Staircase A and Lift A</b>																
OUT1080	Finishes for Staircase (Canopy, Glass Balustrade, Floor Finish and other finishes)	69		27-Sep-25 A	30-May-26	13										
OUT1090	Boundary Fence and Railing	12		26-May-26	06-Jun-26	6										
OUT1100	Earthing of directional sign (DGS44) lighting system	6		01-Jun-26*	06-Jun-26	7										
OUT1110	Shrub Planting - Landscaping Works (Outstanding)	6		03-Jun-26*	06-Jun-26	7										
OUT1120	Irrigation System Installation	24		21-May-26 A	13-Jun-26	2										
<b>J40 Lin Cheung Road &amp; Hau Cheung Road (near Gas Filling Station)</b>																
OUT1130	Multi Part Cover Reinforcement Works	3		07-May-26 A	09-May-26 A											
OUT1140	Boundary Fence	6		01-Jun-26*	06-Jun-26	7										
OUT1145	Road Surfacing	1		28-May-26*	28-May-26	15										
OUT1150	Shrub Planting - Landscaping Works (Outstanding)	18		20-May-26 A	06-Jun-26*	0										
OUT1160	Irrigation System Installation	20		21-May-26 A	13-Jun-26	1										
<b>Hoi Wang Road</b>																
OUT1170	Modification of Catchpit	10		05-May-26 A	20-May-26 A											
<b>Maintenance Access near HWY NB (North Tree Park area)</b>																
OUT1180	Construction of Maintenance Access / Footpath	31		09-May-26 A	15-Jun-26	0										
OUT1190	Chain Link Fence Installation	7		06-Jun-26	15-Jun-26	0										
<b>Junction J2 (along HWY NB)</b>																
OUT1200	Direct Link	15		28-May-26*	13-Jun-26	1										
OUT1210	Luminaire Meter Installation	15		24-Mar-26 A	06-Jun-26	7										
<b>Staircase B and Lift B</b>																
OUT1220	Finishes for Staircase (Canopy, Glass Balustrade, Floor Finish and other finishes)	35		26-Nov-25 A	13-Jun-26	1										
OUT1230	Lift B Installation	35		16-Mar-26 A	03-Jun-26	4										
OUT1240	Testing and Commissioning at Lift B	5		04-Jun-26	09-Jun-26	4										
OUT1250	Form LSS Submission to EMSD	1		10-Jun-26	10-Jun-26	5										
<b>Completion of Outstanding Works</b>																
OUT22MP	Completion of Outstanding Works	0			15-Jun-26*	0										
<b>Section 4 of the Works - Completion of all Establishment Works</b>																
<b>Establishment Works</b>																
OWS43000	Maintenance Period (after KD-2, KD-3, KD-13 and KD-14 Completion)	305		26-Jul-25 A	27-Jul-26*	0										
OWS43020	Establishment Works (after Modification of Type 1 Mischoke)	305		01-Apr-26 A	31-Mar-27	0										
<b>Completion for Section 4 of the Works</b>																
OWS422MP	KD-4 Completion for Section 4 of the Works	0			31-Mar-27*	0										



HY/2014/20 - Central Kowloon Route - Yau Ma Tei West  
 Outstanding Works after Completion of KD-2  
 1 of 1

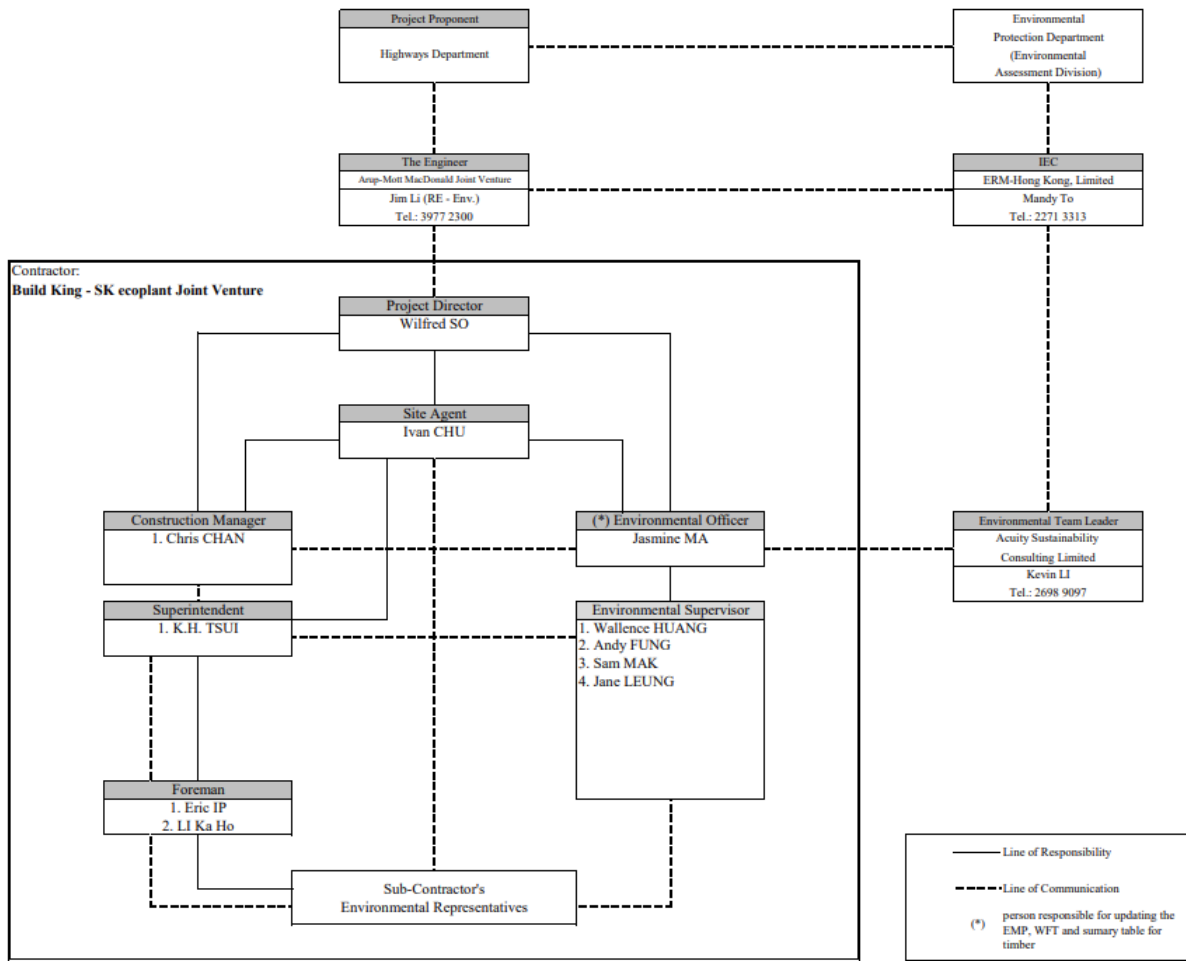
Date	Revision	Checked	Approved
25-May-26	Works Programme - Rev. 11_2nd		

# Appendix C

## Project Organization Chart

**Contract No.: HY/2014/20  
 Central Kowloon Route - Yau Ma Tei West  
 Environmental Organization Chart**

*Last Update: 03 Nov 2025*



<b>Contact List</b>				
Party	Department / Company	Name of Contact Person	Position	Tel
Project Proponent	Highways Department			
The Engineer	Arup-Mott MacDonald Joint Venture	Jim LI	Resident Engineer - Environmental	3977 2300
Independent Environmental Checker	ERM-Hong Kong, Limited	Mandy TO	IEC	2271 3313
Environmental Team Leader	Acuity Sustainability Consulting Limited	Kevin LI	ETL	2698 9097
Contractor	Build King - SK ecoplant Joint Venture	Wilfred SO	Project Director	3622 8300
		Ivan CHU	Site Agent	3622 8300
		Chris CHAN	Construction Manager	3622 8300
		K.H. TSUI	Superintendent	9090 9052
		Eric IP	Foreman	9603 1445
		LI Ka Ho	Foreman	9023 9310
		Jasmine MA	(*) Environmental Officer	6191 9436
		Wallance HUANG	Environmental Supervisor	9364 1453
		Andy FUNG	Environmental Supervisor	6888 4620
		Sam MAK	Environmental Supervisor	6923 7688
		Jane LEUNG	Environmental Supervisor	9133 9066

# Appendix D

## Dust Event-Action Plan (EAP)

EVENT	ACTION			
	ET	IEC	ER	CONTRACTOR
<b>ACTION LEVEL</b>				
1.Exceedance for one sample	<ol style="list-style-type: none"> <li>1. Identify source, investigate the causes of exceedance and propose remedial measures;</li> <li>2. Inform IEC and ER;</li> <li>3. Repeat measurement to confirm finding;</li> <li>4. Increase monitoring frequency to daily.</li> </ol>	<ol style="list-style-type: none"> <li>1. Check monitoring data submitted by ET;</li> <li>2. Check Contractor's working method.</li> </ol>	<ol style="list-style-type: none"> <li>1. Notify Contractor.</li> </ol>	<ol style="list-style-type: none"> <li>1. Rectify any unacceptable practice;</li> <li>2. Amend working methods if appropriate.</li> </ol>
2.Exceedance for two or more consecutive samples	<ol style="list-style-type: none"> <li>1. Identify source;</li> <li>2. Inform IEC and ER;</li> <li>3. Advise the ER on the effectiveness of the proposed remedial measures;</li> <li>4. Repeat measurements to confirm findings;</li> <li>5. Increase monitoring frequency to daily;</li> <li>6. Discuss with IEC and Contractor on remedial actions required;</li> <li>7. If exceedance continues, arrange meeting with IEC and ER;</li> <li>8. If exceedance stops, cease additional monitoring.</li> </ol>	<ol style="list-style-type: none"> <li>1. Check monitoring data submitted by ET;</li> <li>2. Check Contractor's working method;</li> <li>3. Discuss with ET and Contractor on possible remedial measures;</li> <li>4. Advise the ET on the effectiveness of the proposed remedial measures;</li> <li>5. Supervise Implementation of remedial measures.</li> </ol>	<ol style="list-style-type: none"> <li>1. Confirm receipt of notification of failure in writing;</li> <li>2. Notify Contractor;</li> <li>3. Ensure remedial measures properly implemented.</li> </ol>	<ol style="list-style-type: none"> <li>1. Submit proposals for remedial to ER within 3 working days of notification;</li> <li>2. Implement the agreed proposals;</li> <li>3. Amend proposal if appropriate.</li> </ol>
<b>LIMIT LEVEL</b>				
1.Exceedance for one sample	<ol style="list-style-type: none"> <li>1. Identify source, investigate the causes of exceedance and propose remedial measures;</li> <li>2. Inform ER, Contractor and</li> </ol>	<ol style="list-style-type: none"> <li>1. Check monitoring data submitted by ET;</li> <li>2. Check Contractor's working method;</li> </ol>	<ol style="list-style-type: none"> <li>1. Confirm receipt of notification of failure in writing;</li> <li>2. Notify Contractor;</li> </ol>	<ol style="list-style-type: none"> <li>1. Take immediate action to avoid further exceedance;</li> <li>2. Submit proposals for remedial actions to IEC</li> </ol>

EVENT	ACTION			
	ET	IEC	ER	CONTRACTOR
	EPD; 3. Repeat measurement to confirm finding; 4. Increase monitoring frequency to daily; 5. Assess effectiveness of Contractor's remedial actions and keep IEC, EPD and ER informed of the results.	3. Discuss with ET and Contractor on possible remedial measures; 4. Advise the ER on the effectiveness of the proposed remedial measures; 5. Supervise implementation of remedial measures.	3. Ensure remedial measures properly implemented.	within 3 working days of notification; 3. Implement the agreed proposals; 4. Amend proposal if appropriate.
2.Exceedance for two or more consecutive samples	1. Notify IEC, ER, Contractor and EPD; 2. Identify source; 3. Repeat measurement to confirm findings; 4. Increase monitoring frequency to daily; 5. Carry out analysis of Contractor's working procedures to determine possible mitigation to be implemented; 6. Arrange meeting with IEC and ER to discuss the remedial actions to be taken; 7. Assess effectiveness of Contractor's remedial actions and keep IEC, EPD and ER informed of the results; 8. If exceedance stops, cease additional monitoring.	1. Discuss amongst ER, ET, and Contractor on the potential remedial actions; 2. Review Contractor's remedial actions whenever necessary to assure their effectiveness and advise the ER accordingly; 3. Supervise the implementation of remedial measures.	1. Confirm receipt of notification of failure in writing; 2. Notify Contractor; 3. In consultation with the IEC, agree with the Contractor on the remedial measures to be implemented; 4. Ensure remedial measures properly implemented; 5. If exceedance continues, consider what portion of the work is responsible and instruct the Contractor to stop that portion of work until the exceedance is abated.	1. Take immediate action to avoid further exceedance; 2. Submit proposals for remedial actions to IEC within 3 working days of notification; 3. Implement the agreed proposals; 4. Resubmit proposals if problem still not under control; 5. Stop the relevant portion of works as determined by the ER until the exceedance is abated.

Note:

ET – Environmental Team

ER – Engineer's Representative

IEC

–

Independent

Environmental

Checker

# Appendix E

## Noise Event-Action Plan (EAP)

EVENT	ACTION			
	ET	IEC	ER	CONTRACTOR
Action Level	<ol style="list-style-type: none"> <li>1. Identify source, investigate the causes of exceedance and propose remedial measures;</li> <li>2. Notify IEC and Contractor;</li> <li>3. Report the results of investigation to the IEC, ER and Contractor;</li> <li>4. Discuss with the Contractor and formulate remedial measures;</li> <li>5. Increase monitoring frequency to check mitigation effectiveness.</li> </ol>	<ol style="list-style-type: none"> <li>1. Review the analysed results submitted by the ET;</li> <li>2. Review the proposed remedial measures by the Contractor and advise the ER accordingly;</li> <li>3. Supervise the implementation of remedial measures.</li> </ol>	<ol style="list-style-type: none"> <li>1. Confirm receipt of notification of failure in writing;</li> <li>2. Notify Contractor;</li> <li>3. Require Contractor to propose remedial measures for the analysed noise problem;</li> <li>4. Ensure remedial measures are properly implemented</li> </ol>	<ol style="list-style-type: none"> <li>1. Submit noise mitigation proposals to IEC;</li> <li>2. Implement noise mitigation proposals.</li> </ol>
Limit Level	<ol style="list-style-type: none"> <li>1. Identify source;</li> <li>2. Inform IEC, ER, EPD and Contractor;</li> <li>3. Repeat measurements to confirm findings;</li> <li>4. Increase monitoring frequency;</li> <li>5. Carry out analysis of Contractor's working procedures to determine possible mitigation to be implemented;</li> <li>6. Inform IEC, ER and EPD the causes and actions taken for the exceedances;</li> <li>7. Assess effectiveness of Contractor's remedial actions</li> </ol>	<ol style="list-style-type: none"> <li>1. Discuss amongst ER, ET, and Contractor on the potential remedial actions;</li> <li>2. Review Contractors remedial actions whenever necessary to assure their effectiveness and advise the ER accordingly;</li> <li>3. Supervise the implementation of remedial measures.</li> </ol>	<ol style="list-style-type: none"> <li>1. Confirm receipt of notification of failure in writing;</li> <li>2. Notify Contractor;</li> <li>3. Require Contractor to propose remedial measures for the analysed noise problem;</li> <li>4. Ensure remedial measures properly implemented;</li> <li>5. If exceedance continues, consider what portion of the work is responsible and instruct the Contractor to stop that portion of work until the exceedance is</li> </ol>	<ol style="list-style-type: none"> <li>1. Take immediate action to avoid further exceedance;</li> <li>2. Submit proposals for remedial actions to IEC within 3 working days of notification;</li> <li>3. Implement the agreed proposals;</li> <li>4. Resubmit proposals if problem still not under control;</li> <li>5. Stop the relevant portion of works as determined by the ER until the exceedance is abated.</li> </ol>

EVENT	ACTION			
	ET	IEC	ER	CONTRACTOR
	and keep IEC, EPD and ER informed of the results; 8. If exceedance stops, cease additional monitoring.		abated.	

Note:

ET – Environmental Team

IEC – Independent Environmental Checker

ER – Engineer’s Representative

# Appendix F

## Environmental Mitigation Implementation Schedule (EMIS)

Environmental Mitigation Implementation Schedule  
Contract No. HY/2014/20 (Yau Ma Tei West)

EIA Ref.	EM&A Log Ref.	Recommended Mitigation Measures	Objectives of the Recommended Measures & Main Concerns to address	Implementation Agent	Location / Timing	Implementation Stage	Requirements and/or standards to be achieved	Implementation Status
<b>Construction Dust Impact</b>								
S4.3.10	D1	The contractor shall follow the procedures and requirements given in the Air Pollution Control (Construction Dust) Regulation	Minimize dust impact at the nearby sensitive receivers	Contractor	All construction sites	Construction stage	<ul style="list-style-type: none"> <li>• APCO</li> <li>• To control the dust impact To meet HKAQO and TM-EIA criteria</li> </ul>	<ul style="list-style-type: none"> <li>• Implemented</li> </ul>
S4.3.10	D2	<ul style="list-style-type: none"> <li>• Mitigation measures in form of regular watering under a good site practice should be adopted. Watering once per hour on exposed worksites and haul road should be conducted to achieve dust removal efficiencies of 91.7%. While the above watering frequencies are to be followed, the extent of watering may vary depending on actual site conditions but should be sufficient to maintain an equivalent intensity of no less than 1.3 L/m<sup>2</sup> to achieve the dust removal efficiency.</li> </ul>	Minimize dust impact at the nearby sensitive receivers	Contractor	All construction sites	Construction stage	<ul style="list-style-type: none"> <li>• APCO</li> <li>• To control the dust impact To meet HKAQO and TM-EIA criteria</li> </ul>	<ul style="list-style-type: none"> <li>• Implemented</li> </ul>
S4.3.10	D3	<ul style="list-style-type: none"> <li>• Proper watering at exposed spoil should be undertaken throughout the construction phase;</li> <li>• Any excavated or stockpile of dusty material should be covered entirely by impervious sheeting or sprayed with water to maintain the entire surface wet and then removed or backfilled or reinstated where practicable within 24 hours of the excavation or unloading;</li> <li>• Any dusty materials remaining after a stockpile is removed should be wetted with water and cleared from the surface of roads;</li> <li>• A stockpile of dusty material should not be extended</li> </ul>	Minimize dust impact at the nearby sensitive receivers	Contractor	All construction sites	Construction stage	<ul style="list-style-type: none"> <li>• APCO</li> <li>• To control the dust impact To meet HKAQO and TM-EIA criteria</li> </ul>	<ul style="list-style-type: none"> <li>• Implemented, deficiency rectified after reminder</li> </ul>

Environmental Mitigation Implementation Schedule  
Contract No. HY/2014/20 (Yau Ma Tei West)

EIA Ref.	EM&A Log Ref.	Recommended Mitigation Measures	Objectives of the Recommended Measures & Main Concerns to address	Implementation Agent	Location / Timing	Implementation Stage	Requirements and/or standards to be achieved	Implementation Status
		<p>beyond the pedestrian barriers, fencing or traffic cones;</p> <ul style="list-style-type: none"> <li>•The load of dusty materials on a vehicle leaving a construction site should be covered entirely by impervious sheeting to ensure that the dusty materials do not leak from the vehicle.</li> <li>•Where practicable, vehicle washing facilities with high pressure water jet should be provided at every discernible or designated vehicle exit point. The area where vehicle washing takes place and the road section between the washing facilities and the exit point should be paved with concrete, bituminous materials or hardcores;</li> <li>•When there are open excavation and reinstatement works, hoarding of not less than 2.4m high should be provided and properly maintained as far as practicable along the site boundary with provision for public crossing. Good site practice shall also be adopted by the Contractor to ensure the conditions of the hoardings are properly maintained throughout the construction period;</li> <li>•The portion of any road leading only to construction site that is within 30m of a vehicle entrance or exit should be kept clear of dusty materials;</li> <li>•Surfaces where any pneumatic or power-driven drilling, cutting, polishing or other mechanical breaking operation takes place should be sprayed with water or a dust suppression chemical continuously;</li> <li>•Any area that involves demolition activities should be</li> </ul>						

Environmental Mitigation Implementation Schedule  
Contract No. HY/2014/20 (Yau Ma Tei West)

EIA Ref.	EM&A Log Ref.	Recommended Mitigation Measures	Objectives of the Recommended Measures & Main Concerns to address	Implementation Agent	Location / Timing	Implementation Stage	Requirements and/ or standards to be achieved	Implementation Status
		<p>sprayed with water or a dust suppression chemical immediately prior to, during and immediately after the activities so as to maintain the entire surface wet;</p> <ul style="list-style-type: none"> <li>Any skip hoist for material transport should be totally enclosed by impervious sheeting;</li> <li>Every stock of more than 20 bags of cement or dry-pulverised fuel ash (PFA) should be covered entirely by impervious sheeting or placed in an area sheltered on the top and the 3 sides;</li> <li>Loading, unloading, transfer, handling or storage of bulk cement or dry PFA should be carried out in a totally enclosed system or facility, and any vent or exhaust should be fitted with an effective fabric filter or equivalent air pollution control system</li> <li>Exposed earth should be properly treated by compaction, turfing, hydroseeding, vegetation planting or sealing with latex, vinyl, bitumen, shotcrete or other suitable surface stabilizer within six months after the last construction activity on the construction site or part of the construction site where the exposed earth lies.</li> </ul>						
S4.3.10	D6	Implement regular dust monitoring under EM&A programme during the construction stage.	Monitoring of dust impact	Contractor	Selected rep. dust monitoring station	Construction stage	<ul style="list-style-type: none"> <li>TM-EIA</li> </ul>	<ul style="list-style-type: none"> <li>Implemented</li> </ul>
Construction Noise (Airborne)								

Environmental Mitigation Implementation Schedule  
Contract No. HY/2014/20 (Yau Ma Tei West)

EIA Ref.	EM&A Log Ref.	Recommended Mitigation Measures	Objectives of the Recommended Measures & Main Concerns to address	Implementation Agent	Location / Timing	Implementation Stage	Requirements and/ or standards to be achieved	Implementation Status
S5.4.1	N1	<p>Implement the following good site practices:</p> <ul style="list-style-type: none"> <li>• Only well-maintained plant should be operated on-site and plant should be serviced regularly during the construction programme;</li> <li>• Machines and plant (such as trucks, cranes) that may be in intermittent use should be shut down between work periods or should be throttled down to a minimum;</li> <li>• Plant known to emit noise strongly in one direction, where possible, be orientated so that the noise is directed away from nearby NSRs;</li> <li>• Silencers or mufflers on construction equipment should be properly fitted and maintained during the construction works;</li> <li>• Mobile plant should be sited as far away from NSRs as possible and practicable;</li> <li>• Material stockpiles, mobile container site office and other structures should be effectively utilized, where practicable, to screen noise from on-site construction activities.</li> </ul>	Control construction airborne noise	Contractor	All construction sites	Construction stage	<ul style="list-style-type: none"> <li>• Annex 5, TM-EIAO</li> </ul>	<ul style="list-style-type: none"> <li>• Implemented</li> </ul>
S5.4.1	N2	Install temporary hoarding located on the site boundaries between noisy construction activities and NSRs. The conditions of hoardings shall be properly maintained throughout the construction period.	Reduce the construction noise levels at low-level zone of NSRs through partial screening	Contractor	All construction sites	Construction stage	<ul style="list-style-type: none"> <li>• Annex 5, TM-EIAO</li> </ul>	<ul style="list-style-type: none"> <li>• Implemented</li> </ul>
S5.4.1	N3	Install movable noise barriers (typical design is wooden framed barrier with a small-cantilevered on a skid footing with 25mm thick internal sound absorptive lining), acoustic mat or full enclosure,	Screen the noisy plant items to be used at all construction	Contractor	All construction sites where practicable	Construction stage	<ul style="list-style-type: none"> <li>• Annex 5, TM-EIAO</li> </ul>	<ul style="list-style-type: none"> <li>• Implemented</li> </ul>

Environmental Mitigation Implementation Schedule  
Contract No. HY/2014/20 (Yau Ma Tei West)

EIA Ref.	EM&A Log Ref.	Recommended Mitigation Measures	Objectives of the Recommended Measures & Main Concerns to address	Implementation Agent	Location / Timing	Implementation Stage	Requirements and/or standards to be achieved	Implementation Status
		screen the noisy plants including air compressors, generators and handheld breakers, etc.	sites					
S5.4.1	N4	Use 'Quiet plant'	Reduce the noise levels of plant items	Contractor	All construction sites where practicable	Construction stage	• Annex 5, TM-EIAO	• Implemented
S5.4.1	N5	Loading/ unloading activities should be carried out inside the full enclosure of mucking out points.	Reduce the noise levels of loading/ unloading activities	Contractor	Mucking out locations	Construction stage	• Annex 5, TM-EIAO	• Implemented
S5.4.1	N6	Sequencing operation of construction plants where practicable.	Operate sequentially within the same work site to reduce the construction airborne noise	Contractor	All construction sites where practicable	Construction stage	• Annex 5, TM-EIAO	• Implemented
S5.4.1	N7	Implement a noise monitoring programme under EM&A programme.	Monitor the construction noise levels at the selected representative locations	Contractor	Selected rep. noise monitoring station	Construction stage	• TM-EIAO	• Implemented
Water Quality (Construction Phase)								
S6.9.1.1	W1	In accordance with the Practice Note for Professional Persons on Construction Site Drainage, Environmental Protection Department, 1994 (ProPECC PN1/94), construction phase mitigation measures shall include	To minimize water quality impact from the construction site	Contractor	All construction sites where practicable	Construction stage	• Water Pollution Control Ordinance	• Implemented, deficiency rectified after reminder

Environmental Mitigation Implementation Schedule  
Contract No. HY/2014/20 (Yau Ma Tei West)

EIA Ref.	EM&A Log Ref.	Recommended Mitigation Measures	Objectives of the Recommended Measures & Main Concerns to address	Implementation Agent	Location / Timing	Implementation Stage	Requirements and/ or standards to be achieved	Implementation Status
		<p>the following:</p> <p><u>Construction Runoff</u></p> <ul style="list-style-type: none"> <li>At the start of site establishment, perimeter cut-off drains to direct off-site water around the site should be constructed with internal drainage works and erosion and sedimentation control facilities implemented. Channels (both temporary and permanent drainage pipes and culverts), earth bunds or sand bag barriers should be provided on site to direct stormwater to silt removal facilities. The design of the temporary on-site drainage system will be undertaken by the contractor prior to the commencement of construction;</li> <li>The dikes or embankments for flood protection should be implemented around the boundaries of earthwork areas. Temporary ditches should be provided to facilitate the runoff discharge into an appropriate watercourse, through a silt/ sediment trap. The sediment/ silt traps should be incorporated in the permanent drainage channels to enhance deposition rates;</li> <li>The design of efficient silt removal facilities should be based on the guidelines in Appendix A1 of ProPECC PN 1/94, which states that the retention time for silt/ sand traps should be 5 minutes under maximum flow conditions. Sizes may vary depending upon the flow rate, but for a flow rate of 0.1 m<sup>3</sup>/s a sedimentation basin of 30 m<sup>3</sup> would be required and for a flow rate of 0.5 m<sup>3</sup>/s the</li> </ul>	runoff and general construction activities				<ul style="list-style-type: none"> <li>ProPECC PN 1/94</li> <li>TM-EIAO</li> <li>TM-DSS</li> </ul>	

Environmental Mitigation Implementation Schedule  
Contract No. HY/2014/20 (Yau Ma Tei West)

EIA Ref.	EM&A Log Ref.	Recommended Mitigation Measures	Objectives of the Recommended Measures & Main Concerns to address	Implementation Agent	Location / Timing	Implementation Stage	Requirements and/or standards to be achieved	Implementation Status
		<p>basin would be 150 m<sup>3</sup>. The detailed design of the sand/ silt traps shall be undertaken by the contractor prior to the commencement of construction;</p> <ul style="list-style-type: none"> <li>• All exposed earth areas should be completed and vegetated as soon as possible after earthworks have been completed, or alternatively, within 14 days of the cessation of earthworks where practicable. Exposed slope surfaces should be covered by tarpaulin or other means;</li> <li>• The overall slope of the site should be kept to a minimum to reduce the erosive potential of surface water flows, and all traffic areas and access roads protected by coarse stone ballast. An additional advantage accruing from the use of crushed stone is the positive traction gained during prolonged periods of inclement weather and the reduction of surface sheet flows;</li> <li>• All drainage facilities and erosion and sediment control structures should be regularly inspected and maintained to ensure proper and efficient operation at all times and particularly following rainstorms. Deposited silt and grit should be removed regularly and disposed of by spreading evenly over stable, vegetated areas;</li> <li>• Measures should be taken to minimize the ingress of site drainage into excavations. If the excavation of trenches in wet periods is necessary, they should be dug and backfilled in short sections wherever practicable. Water pumped out from trenches or</li> </ul>						

Environmental Mitigation Implementation Schedule  
 Contract No. HY/2014/20 (Yau Ma Tei West)

EIA Ref.	EM&A Log Ref.	Recommended Mitigation Measures	Objectives of the Recommended Measures & Main Concerns to address	Implementation Agent	Location / Timing	Implementation Stage	Requirements and/or standards to be achieved	Implementation Status
		<p>foundation excavations should be discharged into storm drains via silt removal facilities;</p> <ul style="list-style-type: none"> <li>• Open stockpiles of construction materials (for example, aggregates, sand and fill material) of more than 50m<sup>3</sup> should be covered with tarpaulin or similar fabric during rainstorms. Measures should be taken to prevent the washing away of construction materials, soil, silt or debris into any drainage system;</li> <li>• Manholes should always be adequately covered and temporarily sealed so as to prevent silt, construction materials or debris being washed into the drainage system and storm runoff being directed into foul sewers;</li> <li>• Precautions be taken at any time of year when rainstorms are likely, actions to be taken when a rainstorm is imminent or forecasted, and actions to be taken during or after rainstorms are summarized in Appendix A2 of ProPECC PN 1/94. Particular attention should be paid to the control of silty surface runoff during storm events, especially for areas located near steep slopes;</li> <li>• All vehicles and plant should be cleaned before leaving a construction site to ensure no earth, mud, debris and the like is deposited by them on roads. An adequately designed and site wheel washing facilities should be provided at every construction site exit where practicable. Wash-water should have sand and silt settled out and removed at least on a weekly basis to ensure the</li> </ul>						

Environmental Mitigation Implementation Schedule  
 Contract No. HY/2014/20 (Yau Ma Tei West)

EIA Ref.	EM&A Log Ref.	Recommended Mitigation Measures	Objectives of the Recommended Measures & Main Concerns to address	Implementation Agent	Location / Timing	Implementation Stage	Requirements and/ or standards to be achieved	Implementation Status
		<p>continued efficiency of the process. The section of access road leading to, and exiting from, the wheel wash bay to the public road should be paved with sufficient backfall toward the wheel wash bay to prevent vehicle tracking of soil and silty water to public roads and drains;</p> <ul style="list-style-type: none"> <li>• Oil interceptors should be provided in the drainage system downstream of any oil/ fuel pollution sources. The oil interceptors should be emptied and cleaned regularly to prevent the release of oil and grease into the storm water drainage system after accidental spillage. A bypass should be provided for the oil interceptors to prevent flushing during heavy rain;</li> <li>• Construction solid waste, debris and rubbish on site should be collected, handled and disposed of properly to avoid water quality impacts;</li> <li>• All fuel tanks and storage areas should be provided with locks and sited on sealed areas, within bunds of a capacity equal to 110% of the storage capacity of the largest tank to prevent spilled fuel oils from reaching water sensitive receivers nearby;</li> <li>• Adopt best management practices;</li> <li>• All earth works should be conducted sequentially to limit the amount of construction runoff generated from exposed areas during the wet season (April to December) as far as practicable.</li> </ul>						

Environmental Mitigation Implementation Schedule  
Contract No. HY/2014/20 (Yau Ma Tei West)

EIA Ref.	EM&A Log Ref.	Recommended Mitigation Measures	Objectives of the Recommended Measures & Main Concerns to address	Implementation Agent	Location / Timing	Implementation Stage	Requirements and/ or standards to be achieved	Implementation Status
S6.9.1.2	W2	<p><u>Tunneling Works and Underground Works</u></p> <ul style="list-style-type: none"> <li>• Cut-&amp;-cover tunneling work should be conducted sequentially to limit the amount of construction runoff generated from exposed areas during the wet season (April to December) as far as practicable.</li> <li>• Uncontaminated discharge should pass through sedimentation tanks prior to off-site discharge;</li> <li>• The wastewater with a high concentration of SS should be treated (e.g. by sedimentation tanks with sufficient retention time) before discharge. Oil interceptors would also be required to remove the oil, lubricants and grease from the wastewater;</li> <li>• Direct discharge of the bentonite slurry (as a result of D-wall) is not allowed. It should be reconditioned and reused wherever practicable. Temporary storage locations (typically a properly closed warehouse) should be provided on site for any unused bentonite that needs to be transported away after all the related construction activities area completed. The requirements in ProPECC PN 1/94 should be adhered to in the handling and disposal of bentonite slurries.</li> </ul>	To minimize construction water quality impact from tunneling works	Contractor	All tunneling portion	Construction stage	<ul style="list-style-type: none"> <li>• Water Pollution Control Ordinance</li> <li>• ProPECC PN 1/94</li> <li>• TM-DSS</li> <li>• TM-EIAO</li> </ul>	• N/A
S6.9.1.3	W3	<p><u>Sewage Effluent</u></p> <ul style="list-style-type: none"> <li>• Portable chemical toilets and sewage holding tanks are recommended for handling the construction sewage generated by the workforce. A licensed contractor should be employed to provide</li> </ul>	To minimize water quality from sewage effluent	Contractor	All construction sites where practicable	Construction stage	<ul style="list-style-type: none"> <li>• Water Pollution Control Ordinance</li> <li>• TM-DSS</li> </ul>	• Implemented

Environmental Mitigation Implementation Schedule  
 Contract No. HY/2014/20 (Yau Ma Tei West)

EIA Ref.	EM&A Log Ref.	Recommended Mitigation Measures	Objectives of the Recommended Measures & Main Concerns to address	Implementation Agent	Location / Timing	Implementation Stage	Requirements and/or standards to be achieved	Implementation Status
		appropriate and adequate portable toilets and be responsible for appropriate disposal and maintenance.						
S6.9.1.5	W4	<p><u>Groundwater from Potential Contaminated Area:</u></p> <ul style="list-style-type: none"> <li>No direct discharge of groundwater from contaminated areas should be adopted.</li> <li>A discharge license under the WPCO through the Regional Office of EPD for groundwater discharge should be applied. Prior to the excavation works within these potentially contaminated areas, the groundwater quality should be reviewed during the process of discharge license application. The compliance to the Technical Memorandum on Standards for Effluents Discharged into Drainage on Sewerage Systems, Inland and Coastal Waters (TM-DSS) and the existence of prohibited substance should be confirmed. If the review results indicated that the groundwater to be generated from the excavation works would be contaminated, the contaminated groundwater should be either properly treated in compliance with the requirements of the TM-DSS or properly recharged into the ground.</li> <li>If wastewater treatment is deployed, the wastewater treatment unit shall deploy suitable treatment process (e.g. oil interceptor / activated carbon) to reduce the pollution level to an</li> </ul>	To minimize groundwater quality impact from contaminated area	Contractor	Excavation areas where contamination is found	Construction stage	<ul style="list-style-type: none"> <li>Water Pollution Control Ordinance</li> <li>TM-DSS</li> <li>TM-EIAO</li> </ul>	<ul style="list-style-type: none"> <li>Implemented</li> </ul>

Environmental Mitigation Implementation Schedule  
Contract No. HY/2014/20 (Yau Ma Tei West)

EIA Ref.	EM&A Log Ref.	Recommended Mitigation Measures	Objectives of the Recommended Measures & Main Concerns to address	Implementation Agent	Location / Timing	Implementation Stage	Requirements and/or standards to be achieved	Implementation Status
		<p>acceptable standard and remove any prohibited substances (e.g. TPH) to undetectable range. All treated effluent from wastewater treatment plant shall meet the requirements as stated in TM-DSS and should be discharged into the foul sewers.</p> <ul style="list-style-type: none"> <li>If groundwater recharging wells are deployed, recharging wells should be installed as appropriate for recharging the contaminated groundwater back into the ground. The recharging wells should be selected at places where the groundwater quality will not be affected by the recharge operation as indicated in the Section 2.3 of TM-DSS. The baseline groundwater quality shall be determined prior to the selection of the recharge wells, and submit a working plan (including the laboratory analytical results showing the quality of groundwater at the proposed recharge location(s) as well as the pollutant levels of groundwater to be recharged) to EPD for agreement. Pollution levels of groundwater to be recharged shall not be higher than pollutant levels of ambient groundwater at the recharge well. Prior to recharge, any prohibited substances such as TPH products should be removed as necessary by installing the petrol interceptor.</li> </ul>						
S6.9.1.6	W6	<p><u>Accidental Spillage</u></p> <p>In order to prevent accidental spillage of chemicals, the following is recommended:</p>	To minimize water quality impact from accidental	Contractor	All construction site where practicable	Construction stage	<ul style="list-style-type: none"> <li>Water Pollution Control Ordinance</li> </ul>	<ul style="list-style-type: none"> <li>Implemented, deficiency rectified after observation</li> </ul>

Environmental Mitigation Implementation Schedule  
Contract No. HY/2014/20 (Yau Ma Tei West)

EIA Ref.	EM&A Log Ref.	Recommended Mitigation Measures	Objectives of the Recommended Measures & Main Concerns to address	Implementation Agent	Location / Timing	Implementation Stage	Requirements and/ or standards to be achieved	Implementation Status
		<ul style="list-style-type: none"> <li>All the tanks, containers, storage area should be bunded and the locations should be locked as far as possible from the sensitive watercourse and stormwater drains;</li> <li>The Contractor should register as a chemical waste producer if chemical wastes would be generated. Storage of chemical waste arising from the construction activities should be stored with suitable labels and warnings.</li> </ul> <p>Disposal of chemical wastes should be conducted in compliance with the requirements as stated in the Waste Disposal (Chemical Waste) (General) Regulation.</p>	spillage				<ul style="list-style-type: none"> <li>ProPECC PN 1/94</li> <li>TM-EIAO</li> <li>TM-DSS</li> </ul>	
Waste Management (Construction Waste)								
S7.4.1	WM1	<p><u>On-site sorting of C&amp;D material</u></p> <ul style="list-style-type: none"> <li>Geological assessment should be carried out by competent persons on site during excavation to identify materials which are not suitable to use as aggregate in structural concrete (e.g. volcanic rock, Aplite dyke rock, etc.). Volcanic rock and Aplite dyke rock should be separated at the source sites as far as practicable and stored at designated stockpile area preventing them from delivering to crushing facilities. The crushing plant operator should also be reminded to set up measures to prevent unsuitable rock from ending up at concrete batching plants and be turned into concrete for</li> </ul>	Separation of unsuitable rock from ending up at concrete batching plants and be turned into concrete for structural use	Contractor	All construction sites	Construction stage	<ul style="list-style-type: none"> <li>DEVB (W) No. 6/2010</li> </ul>	<ul style="list-style-type: none"> <li>N/A</li> </ul>

Environmental Mitigation Implementation Schedule  
Contract No. HY/2014/20 (Yau Ma Tei West)

EIA Ref.	EM&A Log Ref.	Recommended Mitigation Measures	Objectives of the Recommended Measures & Main Concerns to address	Implementation Agent	Location / Timing	Implementation Stage	Requirements and/or standards to be achieved	Implementation Status
		structural use. Details regarding control measures at source site and crushing facilities should be submitted by the Contractor for the Engineer to review and agree. In addition, site records should also be kept for the types of rock materials excavated and the traceability of delivery will be ensured with the implementation of Trip Ticket System and enforced by site supervisory staff as stipulated under DEVB TC(W) No. 6/2010 for tracking of the correct delivery to the rock crushing facilities for processing into aggregates. Alternative disposal option for the reuse of volcanic rock and Aplite Dyke rock, etc. should be explored.						
S7.5.1	WM2	<p><u>Construction and Demolition Material</u></p> <ul style="list-style-type: none"> <li>• Maintain temporary stockpiles and reuse excavated fill material for backfilling and reinstatement;</li> <li>• Carry out on-site sorting;</li> <li>• Make provisions in the Contract documents to allow and promote the use of recycled aggregates where appropriate;</li> <li>• Adopt 'selective demolition' technique to demolish the existing structures and facilities with a view to recovering broken concrete effectively for recycling purpose, where possible;</li> <li>• Implement a trip-ticket system for each works contract to ensure that the disposal of C&amp;D materials are properly documented and verified; and</li> <li>• Implement an enhanced Waste Management Plan</li> </ul>	Good site practice to minimize the waste generation and recycle the C&D materials as far as practicable so as to reduce the amount for final disposal	Contractor	All construction sites	Construction stage	<ul style="list-style-type: none"> <li>• Land (Miscellaneous Provisions) Ordinance</li> <li>• Waste Disposal Ordinance</li> <li>• ETWB TCW No. 19/2005</li> </ul>	<ul style="list-style-type: none"> <li>• Implemented</li> </ul>

Environmental Mitigation Implementation Schedule  
Contract No. HY/2014/20 (Yau Ma Tei West)

EIA Ref.	EM&A Log Ref.	Recommended Mitigation Measures	Objectives of the Recommended Measures & Main Concerns to address	Implementation Agent	Location / Timing	Implementation Stage	Requirements and/ or standards to be achieved	Implementation Status
		similar to ETWBTC (Works) No. 19/2005 – “Environmental Management on Construction Sites” to encourage on-site sorting of C&D materials and to minimize their generation during the course of construction.						
S7.5.1	WM3	<p><u>C&amp;D Waste</u></p> <ul style="list-style-type: none"> <li>Standard formwork or pre-fabrication should be used as far as practicable in order to minimize the arising of C&amp;D materials. The use of more durable formwork or plastic facing for the construction works should be considered. Use of wooden hoardings should not be used, as in other projects. Metal hoarding should be used to enhance the possibility of recycling. The purchasing of construction materials will be carefully planned in order to avoid over ordering and wastage;</li> <li>The Contractor should recycle as much of the C&amp;D materials as possible on-site. Public fill and C&amp;D waste should be segregated and stored in different containers or skips to enhance reuse or recycling of materials and their proper disposal. Where practicable, concrete and masonry can be crushed and used as fill. Steel reinforcement bar can be used by scrap steel mills. Different areas of the sites should be considered for such segregation and storage.</li> </ul>	Good site practice to minimize the waste generation and recycle the C&D materials as far as practicable so as to reduce the amount for final disposal	Contractor	All construction sites	Construction stage	<ul style="list-style-type: none"> <li>Land (Miscellaneous Provisions) Ordinance</li> <li>Waste Disposal Ordinance</li> <li>ETWB TCW No. 19/2005</li> </ul>	<ul style="list-style-type: none"> <li>Implemented</li> </ul>
S7.5.1	WM5	<p><u>Land-based Sediment</u></p> <ul style="list-style-type: none"> <li>All construction plant and equipment shall be designed and maintained to minimize the risk of silt, sediments, contaminants or other pollutants</li> </ul>	To control pollution due to marine sediment	Contractor	Along CKR alignment	Construction stage	<ul style="list-style-type: none"> <li>ETWB TCW No. 34/2002</li> </ul>	<ul style="list-style-type: none"> <li>Implemented</li> </ul>

Environmental Mitigation Implementation Schedule  
 Contract No. HY/2014/20 (Yau Ma Tei West)

EIA Ref.	EM&A Log Ref.	Recommended Mitigation Measures	Objectives of the Recommended Measures & Main Concerns to address	Implementation Agent	Location / Timing	Implementation Stage	Requirements and/or standards to be achieved	Implementation Status
		<p>being released into the water column or deposited in the locations other than designated location;</p> <ul style="list-style-type: none"> <li>• All vessels shall be sized such that adequate draft is maintained between vessels and the sea bed at all states of the tide to ensure that undue turbidity is not generated by turbulence from vessel movement or propeller wash;</li> <li>• Before moving the vessels which are used for transporting dredged material, excess material shall be cleaned from the decks and exposed fittings of vessels and the excess materials shall never be dumped into the sea except at the approved locations;</li> <li>• Adequate freeboard shall be maintained on barges to ensure that decks are not washed by wave action.</li> <li>• The Contractors shall monitor all vessels transporting material to ensure that no dumping outside the approved location takes place. The Contractor shall keep and produce logs and other records to demonstrate compliance and that journeys are consistent with designated locations and copies of such records shall be submitted to the engineers;</li> <li>• The Contractors shall comply with the conditions in the dumping licence.</li> <li>• All bottom dumping vessels (Hopper barges) shall be fitted with tight fittings seals to their bottom openings to prevent leakage of material;</li> <li>• The material shall be placed into the disposal pit by</li> </ul>						

Environmental Mitigation Implementation Schedule  
Contract No. HY/2014/20 (Yau Ma Tei West)

EIA Ref.	EM&A Log Ref.	Recommended Mitigation Measures	Objectives of the Recommended Measures & Main Concerns to address	Implementation Agent	Location / Timing	Implementation Stage	Requirements and/or standards to be achieved	Implementation Status
		<p>bottom dumping;</p> <ul style="list-style-type: none"> <li>Contaminated marine mud shall be transported by spit barge of not less than 750m<sup>3</sup> capacity and capable of rapid opening and discharge at the disposal site;</li> <li>Discharge shall be undertaken rapidly and the hoppers shall be closed immediately. Material adhering to the sides of the hopper shall not be washed out of the hopper and the hopper shall remain closed until the barge returns to the disposal site.</li> <li>For Type 3 special disposal treatment, sealing of contaminant with geosynthetic containment before dropping designated mud pit would be a possible arrangement. A geosynthetic containment method is a method whereby the sediments are sealed in geosynthetic containers and, the containers would be dropped into the designated contaminated mud pit where they would be covered by further mud disposal and later by the mud pit capping at the disposal site, thereby fulfilling the requirements for fully confined mud disposal.</li> </ul>						
S7.5.1	WM6	<p><u>Chemical Waste</u></p> <ul style="list-style-type: none"> <li>Chemical waste that is produced, as defined by Schedule 1 of the Waste Disposal (Chemical Waste) (General) Regulation, should be handled in accordance with the Code of Practice on the Packaging, Labelling and Storage of Chemical Wastes;</li> <li>Containers used for the storage of chemical wastes</li> </ul>	Control the chemical waste and ensure proper storage, handling and disposal	Contractor	All construction sites	Construction stage	<ul style="list-style-type: none"> <li>Waste Disposal (Chemical Waste) (General) Regulation</li> <li>Code of Practice on</li> </ul>	<ul style="list-style-type: none"> <li>Implemented</li> </ul>

Environmental Mitigation Implementation Schedule  
Contract No. HY/2014/20 (Yau Ma Tei West)

EIA Ref.	EM&A Log Ref.	Recommended Mitigation Measures	Objectives of the Recommended Measures & Main Concerns to address	Implementation Agent	Location / Timing	Implementation Stage	Requirements and/or standards to be achieved	Implementation Status
		<p>should be suitable for the substance they are holding, resistant to corrosion, maintained in a good condition, and securely closed, have a capacity of less than 450 L unless the specification has been approved by EPD, and display a label in English and Chinese in accordance with instructions prescribed in Schedule 2 of the regulation;</p> <ul style="list-style-type: none"> <li>The storage area for chemical wastes should be clearly labelled and used solely for the storage of chemical waste, enclosed on at least 3 sides, have an impermeable floor and bunding of sufficient capacity to accommodate 110% of the volume of the largest container or 20% of the total volume of waste stored in that area, whichever is the greatest, have adequate ventilation, covered to prevent rainfall entering, and arranged so that incompatible materials are adequately separated;</li> <li>Disposal of chemical waste should be via a licensed waste collector, be to a facility licensed to receive chemical waste, such as the Chemical Waste Treatment Centre which also offers a chemical waste collection service and can supply the necessary storage containers, or be to a reuser of the waste, under approval from EPD.</li> </ul>					the Packaging, Labelling and Storage of Chemical Waste	
S7.5.1	WM7	<p><u>General Refuse</u></p> <ul style="list-style-type: none"> <li>General refuse generated on-site should be stored in enclosed bins or compaction units separately from construction and chemical wastes;</li> <li>A reputable waste collector should be employed by</li> </ul>	Minimize production of the general refuse and avoid odour, pest and	Contractor	All construction sites	Construction stage	<ul style="list-style-type: none"> <li>Waste Disposal Ordinance</li> </ul>	<ul style="list-style-type: none"> <li>Implemented</li> </ul>

Environmental Mitigation Implementation Schedule  
Contract No. HY/2014/20 (Yau Ma Tei West)

EIA Ref.	EM&A Log Ref.	Recommended Mitigation Measures	Objectives of the Recommended Measures & Main Concerns to address	Implementation Agent	Location / Timing	Implementation Stage	Requirements and/or standards to be achieved	Implementation Status
		<p>the Contractor to remove general refuse from the site, separately from construction and chemical wastes, on a daily basis to minimize odour, pest and litter impacts. Burning of refuse on construction sites is prohibited by law.</p> <ul style="list-style-type: none"> <li>Aluminum cans are often recovered from the waste stream by individual collectors if they are segregated and made easily accessible. Separate labelled bins for their deposit should be provided if feasible;</li> <li>Office wastes can be reduced through the recycling of paper if volumes are large enough to warrant collection. Participation in a local collection scheme should be considered by the Contractor.</li> </ul>	litter impacts					
<b>Land Contamination</b>								
S8.9 & Appendix 8.4	LC2	<p><u>Excavation of the Contaminated Soil</u></p> <ul style="list-style-type: none"> <li>Prior to commencement of the excavation works at the contamination zone, the zone should be clearly marked out on site and the surface levels recorded. Excavation of contaminated material should be undertaken using dedicated earth-moving plant.</li> <li>The excavated contaminated soils would be stockpiled at designated area on site and covered by sheet to prevent dispersion of contamination during stockpiling.</li> <li>The Contractor should pay attention to the selection of suitable groundwater lowering schemes and discharge points if the groundwater table is higher than the contaminated soils during</li> </ul>	The contaminated soil will be excavated for on-site reuse	Contractor	PBH4	Prior to commencement of construction works within the contaminated area	<ul style="list-style-type: none"> <li>Practice Guide (PG) for Investigation and Remediation of Contaminated Land</li> <li>Guidance Notes for Contaminated Land Assessment</li> </ul>	<ul style="list-style-type: none"> <li>Implemented</li> </ul>

Environmental Mitigation Implementation Schedule  
Contract No. HY/2014/20 (Yau Ma Tei West)

EIA Ref.	EM&A Log Ref.	Recommended Mitigation Measures	Objectives of the Recommended Measures & Main Concerns to address	Implementation Agent	Location / Timing	Implementation Stage	Requirements and/or standards to be achieved	Implementation Status					
		excavation. The Contractor should also obtain a valid Water Pollution Control Ordinance (WPCO) discharge licence from EPD where applicable.					and Remediation						
S8.9 & Appendix 8.4	LC3	<ul style="list-style-type: none"> <li>Following completion of the excavation to the specified depth, at least one sample from the base of the excavation and four samples evenly distributed along the boundary of the excavation shall be taken for a closure assessment testing. The acceptance criterion is shown below:</li> </ul> <table border="1" data-bbox="376 850 900 970"> <thead> <tr> <th>Locations</th> <th>Testing requirement</th> <th>Acceptance Criteria</th> </tr> </thead> <tbody> <tr> <td>PBH4</td> <td>PCBs</td> <td>RBRGs (Public Park)</td> </tr> </tbody> </table> <ul style="list-style-type: none"> <li>If the results of analysis below the RBRGs (Public Park), no further excavation will be required.</li> </ul> <p>If the analysis indicates presence of contamination (i.e. noncompliance of the acceptance criteria), further excavation shall be carried out in 0.5m increment vertically and/or horizontally depending on the location(s) of the sample(s) which has exceeded the acceptance criteria. Further sampling shall also be conducted for compliance testing. The process of excavation, sampling and compliance testing should continue until all contaminated materials are removed and should be supervised by a Land Contamination Specialist.</p>	Locations	Testing requirement	Acceptance Criteria	PBH4	PCBs	RBRGs (Public Park)				<ul style="list-style-type: none"> <li>Guidance Manual for Use of Risk-Based Remediation Goals (RBRGs) for Contaminated Land Management</li> </ul>	<ul style="list-style-type: none"> <li>Implemented</li> </ul>
Locations	Testing requirement	Acceptance Criteria											
PBH4	PCBs	RBRGs (Public Park)											

Environmental Mitigation Implementation Schedule  
Contract No. HY/2014/20 (Yau Ma Tei West)

EIA Ref.	EM&A Log Ref.	Recommended Mitigation Measures	Objectives of the Recommended Measures & Main Concerns to address	Implementation Agent	Location / Timing	Implementation Stage	Requirements and/or standards to be achieved	Implementation Status
Appendix 8.4	LC4	<ul style="list-style-type: none"> <li>A Remediation Report (RR) to demonstrate adequate clean-up shall be prepared and submitted to EPD for endorsement prior to the commencement of any construction/development works within the sites. No construction/development works shall be carried out prior to the endorsement of the RR by EPD.</li> </ul>						<ul style="list-style-type: none"> <li>Implemented</li> </ul>
Hazard to Life								
S9.18	H8	The driver and his assistant should be physically healthy, experienced and have good safe driving records. The driver should hold a proper driving licence for the approved transport truck. Dedicated training programme and regular road safety briefing sessions/ workshops should be provided to enhance their safe driving attitude and practice. Smoking should be strictly prohibited.	To reduce the risk during explosives transport	Contractor	Works areas at which explosives would be used	Construction stage	-	<ul style="list-style-type: none"> <li>N/A</li> </ul>
S9.18	H9	Emergency response plans in case of road accident should be prepared and implemented. The driver and his assistant should be familiar with the emergency procedures including evacuation, and proper communication/ fire-fighting equipment should be provided to the driver and his assistant.	To reduce the risk during explosives transport	Contractor	Works areas at which explosives would be used	Construction stage	-	<ul style="list-style-type: none"> <li>N/A</li> </ul>
Landscape & Visual								
S10.10.1 Table 10.11	LV3	<u>Good Site Management</u> <ul style="list-style-type: none"> <li>Large temporary stockpiles of excavated material shall be covered with unobtrusive sheeting to prevent dust and dirt spreading to adjacent landscape areas and vegetation, and to create a neat and tidy visual appearance.</li> </ul>	Minimize visual impact	Contractor	Within Project site	Construction stage	-	<ul style="list-style-type: none"> <li>Implemented</li> </ul>

Environmental Mitigation Implementation Schedule  
Contract No. HY/2014/20 (Yau Ma Tei West)

EIA Ref.	EM&A Log Ref.	Recommended Mitigation Measures	Objectives of the Recommended Measures & Main Concerns to address	Implementation Agent	Location / Timing	Implementation Stage	Requirements and/or standards to be achieved	Implementation Status
		<ul style="list-style-type: none"> <li>Construction plant and building material shall be orderly and carefully stored in order to create a neat and tidy visual appearance.</li> </ul>						
S10.10.1 Table 10.11	LV4	<u>Screen Hoarding</u> <ul style="list-style-type: none"> <li>Decorative screen hoarding should be erected to screen the public from the construction area. It should be designed to be compatible with the existing urban context.</li> </ul>	Minimize visual impact	Contractor	Within Project site	Construction stage	-	<ul style="list-style-type: none"> <li>Implemented</li> </ul>
S10.10.1 Table 10.11	LV5	<u>Lighting Control during Construction</u> <ul style="list-style-type: none"> <li>All lighting in the construction site shall be carefully controlled to minimize light pollution and night-time glare to nearby residencies and GIC. The Contractor shall consider other security measures, which shall minimize the visual impacts.</li> </ul>	Minimize visual impact	Contractor	Within Project site	Construction stage	-	<ul style="list-style-type: none"> <li>Implemented</li> </ul>
S10.10.1 Table 10.11	LV6	<u>Erosion Control</u> <ul style="list-style-type: none"> <li>The potential for soil erosion shall be reduced by minimizing the extent of vegetation disturbance on site and by providing a protective cover over newly exposed soil.</li> </ul>	Minimize landscape impact	Contractor	Within Project site	Construction stage	-	<ul style="list-style-type: none"> <li>N/A</li> </ul>
S10.10.1 Table 10.11	LV7	<u>Tree Protection &amp; Preservation</u> <ul style="list-style-type: none"> <li>Carefully protected during construction. Tree protection measures will be detailed at the Tree Removal Application stage and plans submitted to the relevant Government Department for approval in due course in accordance with ETWB TC no. 3/2006.</li> </ul>	Minimize landscape and visual impact	Contractor	Within Project site	Construction stage	<ul style="list-style-type: none"> <li>'Guidelines for Tree Risk Management and Assessment Arrangement on an Area Basis and on a Tree Basis', Greening,</li> </ul>	<ul style="list-style-type: none"> <li>Implemented</li> </ul>

Environmental Mitigation Implementation Schedule  
Contract No. HY/2014/20 (Yau Ma Tei West)

EIA Ref.	EM&A Log Ref.	Recommended Mitigation Measures	Objectives of the Recommended Measures & Main Concerns to address	Implementation Agent	Location / Timing	Implementation Stage	Requirements and/or standards to be achieved	Implementation Status
							Landscape and Tree Management (GLTM) Section, DEVB <ul style="list-style-type: none"> <li>Latest recommended horticultural practices from GLTM Section, DEVB</li> </ul>	
S10.10.1 Table 10.11	LV8	<u>Tree Transplantation</u> <ul style="list-style-type: none"> <li>For trees unavoidably affected by the Project that have to be removed, where practical transplantation will be chosen as the top priority method of removal. If this is not possible or practical compensatory planting will be provided for trees unavoidably felled (See LV10). For trees unavoidably affected by the Project works that are transplanted, transplantation must be carried out in accordance with ETWB TCW 2/2004 and 3/2006.</li> </ul>	Minimize landscape and visual impact	Contractor	Within Project site and designated off-site locations	Prior to Construction stage	<ul style="list-style-type: none"> <li>ETWB TCW 3/2006</li> <li>Latest recommended horticultural practices from Greening, Landscape and Tree Management (GLTM) Section, DEVB</li> <li>ETWB TCW</li> </ul>	<ul style="list-style-type: none"> <li>Implemented</li> </ul>

Environmental Mitigation Implementation Schedule  
Contract No. HY/2014/20 (Yau Ma Tei West)

EIA Ref.	EM&A Log Ref.	Recommended Mitigation Measures	Objectives of the Recommended Measures & Main Concerns to address	Implementation Agent	Location / Timing	Implementation Stage	Requirements and/ or standards to be achieved	Implementation Status
							2/2004	
S10.10.1 Table 10.11	LV9	<p><u>Compensatory Planting</u></p> <ul style="list-style-type: none"> <li>For trees unavoidably affected by the Project that have to be removed, where practical transportation will be chosen as the top priority method of removal but if this is not possible or practical compensatory planting will be provided for trees unavoidably felled. All felled trees shall be compensated for by planting trees to the satisfaction of relevant Government projects. Required numbers and locations of compensatory trees shall be determined and agreed separately with Government during the Tree Felling Application process under ETWBTC 3/2006.</li> <li>Compensatory tree planting may be incorporated into public open spaces and along roadside amenity areas affected by the construction works and therefore be part of the bigger wider planting plans. Onsite compensation planting is preferred but if necessary, additional receptor sites outside the Works Area shall be agreed separately with Government during the Tree Felling Application process.</li> </ul>	Minimize visual impact and also enhance landscape	Contractor	Within Project site	Construction stage	<ul style="list-style-type: none"> <li>ETWB TCW 3/2006</li> <li>Latest recommended horticultural practices from Greening, Landscape and Tree Management (GLTM) Section, DEVB</li> <li>ETWB TCW 2/2004</li> </ul>	<ul style="list-style-type: none"> <li>Implemented</li> </ul>
Cultural Heritage Impact (Construction Phase)								

Environmental Mitigation Implementation Schedule  
Contract No. HY/2014/20 (Yau Ma Tei West)

EIA Ref.	EM&A Log Ref.	Recommended Mitigation Measures	Objectives of the Recommended Measures & Main Concerns to address	Implementation Agent	Location / Timing	Implementation Stage	Requirements and/ or standards to be achieved	Implementation Status
S11.4.4	CH1	The contractor should be alerted during the construction on the possibility of locating archaeological remains and as a precautionary measure, AMO shall be informed immediately in case of discovery of antiquities or supposed antiquities in the subject sites.	To preserve any cultural heritage items which may be removed and damaged by the excavation	Contractor	During construction works for cut and cover tunnels	Construction stage	<ul style="list-style-type: none"> <li>• AMOs requirements</li> </ul>	<ul style="list-style-type: none"> <li>• N/A</li> </ul>
EM&A Project								
S13.2	EM1	An Independent Environmental Checker needs to be employed as per the EM&A Manual	Control EM&A Performance	Highways Department	All construction sites	Construction stage	<ul style="list-style-type: none"> <li>• EIAO Guidance Note No. 4/2010</li> <li>• TM-EIAO</li> </ul>	<ul style="list-style-type: none"> <li>• Implemented</li> </ul>
S13.2-13.4	EM2	<ul style="list-style-type: none"> <li>• An Environmental Team needs to be employed as per the EM&amp;A Manual;</li> <li>• Prepare a systematic Environmental Management Plan to ensure effective implementation of the mitigation measures;</li> <li>• An environmental impact monitoring needs to be implemented by the Environmental Team to ensure all the requirements given in the EM&amp;A Manual are fully complied with.</li> </ul>	Perform environmental monitoring & auditing	Highways Department/ Contractor	All construction sites	Construction stage	<ul style="list-style-type: none"> <li>• EIAO Guidance Note No. 4/2010</li> <li>• TM-EIAO</li> </ul>	<ul style="list-style-type: none"> <li>• Implemented</li> </ul>

# Appendix G

## Waste Flow Table

**Monthly Summary Waste Flow Table**

Name of Department: Highways Department

Contract No. / Works Order No.: HY/2014/20

**Monthly Summary Waste Flow Table for May 2026**

[to be submitted not later than the 15<sup>th</sup> day of each month following reporting month] (All quantities shall be rounded off to 2 decimal place.)

Month	Actual Quantities of <u>Inert</u> Construction Waste Generated Monthly					
	(a)=(b)+(c)+(d)+I+ (f)+ (g)+ (h)+ (i)+ (j)+ (k) Total Quantity Generated	(b) Hard Rock and Large Broken Concrete	(c) Reused in the Contract	(d) Reused in other Projects	(e) Disposed of as Public Fill	(f) Imported Fill
	(in 'tonnes)	(in 'tonnes)	(in 'tonnes)	(in 'tonnes)	(in 'tonnes)	(in 'tonnes)
Jan-26	684.55	0.00	0.00	0.00	684.55	0.00
Feb-26	3.83	0.00	0.00	0.00	0.00	0.00
Mar-26	0.00	0.00	0.00	0.00	0.00	0.00
Apr-26	0.00	0.00	0.00	0.00	0.00	0.00
May-26	0.00	0.00	0.00	0.00	0.00	0.00
Jun-26						
Sub-total	688.38	0.00	0.00	0.00	684.55	0.00
Jul-26						
Aug-26						
Sep-26						
Oct-26						
Nov-26						
Dec-26						
Total	688.38	0.00	0.00	0.00	684.55	0.00
2018	15.65	0.00	0.00	0.00	0.00	0.00
2019	71799.55	0.00	5534.00	8066.88	57313.64	415.55
2020	168891.36	0.00	15437.30	84381.54	68187.83	180.00
2021	213790.30	0.00	16567.28	79780.37	114965.52	1002.03
2022	140970.67	0.00	22476.00	20553.85	51490.05	44771.11
2023	126731.90	0.00	27490.00	129.27	92991.04	4240.52
2024	41924.52	0.00	0.00	0.00	19978.70	19393.12
2025	27010.65	0.00	0.00	434.54	18455.85	6745.53
2026	684.55	0.00	0.00	0.00	684.55	0.00
Accumulated Total	792507.53	0.00	87504.58	193346.45	424067.18	76747.95

Month	Actual Quantities of <u>Non-inert</u> Construction Waste Generated Monthly								
	(g) Metals		(h) Paper/ cardboard packaging		(i) Plastics		(j) Chemical Waste		(k) Others, e.g. General Refuse disposed at Landfill
	(in '000kg)		(in '000kg)		(in '000kg)		(in '000kg)		(in 'tonnes)
	generated	recycled	generated	recycled	generated	recycled	generated	recycled	generated
Jan-26	0.00	0.00	0.00	0.00	0.00	0.00	0.00	0.00	0.00
Feb-26	0.00	0.00	0.00	0.00	0.00	0.00	0.00	0.00	3.83
Mar-26	0.00	0.00	0.00	0.00	0.00	0.00	0.00	0.00	0.00
Apr-26	0.00	0.00	0.00	0.00	0.00	0.00	0.00	0.00	0.00
May-26	0.00	0.00	0.00	0.00	0.00	0.00	0.00	0.00	0.00
Jun-26									
Sub-total	0.00	0.00	0.00	0.00	0.00	0.00	0.00	0.00	3.83
Jul-26									
Aug-26									
Sep-26									
Oct-26									
Nov-26									
Dec-26									
Total	0.00	0.00	0.00	0.00	0.00	0.00	0.00	0.00	3.83
2018	0.00	0.00	0.00	0.00	0.00	0.00	0.00	0.00	15.65
2019	106.03	106.04	0.20	0.20	1.47	1.47	2.11	0.00	251.96
2020	359.10	0.00	0.35	0.00	3.16	0.00	0.88	0.00	341.20
2021	945.79	0.00	0.20	0.00	3.34	0.00	0.00	0.00	525.77
2022	775.03	159.28	0.26	0.08	3.61	1.49	0.00	0.00	739.91
2023	716.48	716.48	0.33	0.33	4.45	4.46	0.00	0.00	1185.01
2024	795.22	795.22	0.09	0.09	4.15	4.15	0.00	0.00	1753.24
2025	503.79	0.00	0.01	0.00	2.78	0.00	0.00	0.00	868.05
2026	0.00	0.00	0.00	0.00	0.00	0.00	0.00	0.00	0.00
Accumulated Total	4201.44	1777.02	1.43	0.70	22.97	11.57	2.99	0.00	5684.62

Remark:  
Sub-total, Total and Accumulated Total are corrected to 2 decimal places.

# Appendix H

## Statistics on Complaint, Notifications of Summons and Successful Prosecutions

Statistical Summary of Exceedances

Air Quality		
Reporting Period	Action Level	Limit Level
1– 31 May 2026	0	0

Noise		
Reporting Period	Action Level	Limit Level
1– 31 May 2026	0	0

Statistical Summary of Environmental Complaints

Reporting Period	Environmental Complaint Statistics		
	Frequency	Cumulative	Complaint Nature
1– 31 May 2026	0	28	N/A

Statistical Summary of Environmental Non-compliance

Reporting Period	Environmental Non-compliance Statistics		
	Frequency	Cumulative	Details
1– 31 May 2026	0	0	N/A

Statistical Summary of Environmental Summons

Reporting Period	Environmental Summons Statistics		
	Frequency	Cumulative	Details
1– 31 May 2026	0	0	N/A

Statistical Summary of Environmental Prosecution

Reporting Period	Environmental Prosecution Statistics		
	Frequency	Cumulative	Details
1– 31 May 2026	0	0	N/A

**Central Kowloon Route**  
**Remaining Works**  
**(Yau Ma Tei West area)**  
**Contract No. HY/2023/08**

## Environmental Permit No. EP-457/2013/D

### Central Kowloon Route

### Independent Environmental Checker Verification

Works Contract:	Remaining Works (HY/2023/08)
-----------------	------------------------------


#### Reference Document/Plan

Document/ <del>Plan</del> to be <del>Certified</del> / Verified:	Monthly EM&A Report No.15 (Yau Ma Tei West Area)
Date of Report:	9 June 2026
Date received by IEC:	10 June 2026

#### Reference EP Condition

Environmental Permit Condition:	3.4
Submission of Monthly EM&A Report of the Project	
3.4 Four hard copies and one electronic copy of monthly EM&A Report shall be submitted to the Director within 2 weeks after the end of each reporting month throughout the entire construction period. The EM&A Reports shall include a summary of all non-compliance. The submissions shall be certified by the ET Leader and verified by the IEC as complying with the requirements as set out in the EM&A Manual before submission to the Director. Additional copies of the submission shall be provided to the Director upon request by the Director.	

#### IEC Verification

I hereby verify that the above referenced document/ <del>plan</del> complies with the above referenced condition of EP-457/2013/D.	
	
Ms Mandy To Independent Environmental Checker	Date: 10 June 2026

Our ref: 0436942\_IEC Verification Cert\_RMW\_Monthly EM&A Rpt No.15 (YMTW)\_20260610.docx

## **Contract No.: HY/2023/08 Central Kowloon Route – Remaining Works**

Monthly Environmental Monitoring and Audit – Yau Ma Tei West Area –  
Report No. 15 (Period from 1st to 31st May 2026)

**Build King – Tung Lee Joint Venture**

Reference: P528199

Revision: 1

**2026-06-09**

# Document control record

Document prepared by:


**Aurecon Hong Kong Limited**


Unit 1608, 16/F, Tower B,  
Manulife Financial Centre  
223 -231 Wai Yip Street, Kwun Tong, Kowloon, Hong Kong.

**T** 3664 6888  
**F** 3664 6999  
**E** hongkong@aurecongroup.com  
**W** www.aurecongroup.com

A person using Aurecon documents or data accepts the risk of:

- a) Using the documents or data in electronic form without requesting and checking them for accuracy
- b) Using the documents or data for any purpose not agreed to in writing by Aurecon.
- c) against the original hard copy version.

Document control						
<b>Report title</b>		Monthly Environmental Monitoring and Audit – Yau Ma Tei West Area – Report No. 15 (Period from 1st to 31st May 2026)				
<b>Document code</b>		<b>Project number</b>		P528199		
<b>File path</b>						
<b>Client</b>		Build King – Tung Lee Joint Venture				
<b>Client contact</b>		<b>Client reference</b>				
<b>Rev</b>	<b>Date</b>	<b>Revision details/status</b>	<b>Author</b>	<b>Reviewer</b>	<b>Verifier (if required)</b>	<b>Approver</b>
0	2026-06-08	First issue	Kisten Ma	F. C. Tsang		F. C. Tsang
1	2026-06-09	First issue	Kisten Ma	F. C. Tsang		F. C. Tsang
<b>Current revision</b>		<b>1</b>				

Approval			
Author signature		Approver signature	
Name	Kisten Ma	Name	F. C. Tsang
Title	Senior Consultant	Title	Environmental Team Leader

# Contents

Executive Summary.....	1
1 Introduction.....	4
2 Environmental Status.....	8
3 Air Quality and Noise Monitoring .....	9
4 Waste Management.....	11
5 Landscape and Visual.....	12
6 Summary of Complaints, Notification of Summons and Prosecutions .....	13
7 EM&A Site Inspection .....	15
8 Future Key Issues.....	16
9 Conclusion and Recommendations .....	17

## Appendices

Appendix A	Alignment and Works Site in Yau Ma Tei West Area for Contract No. HY/2023/08
Appendix B	Construction Programme
Appendix C	Project Organization Chart
Appendix D	Event and Action Plan (EAP) (Air Quality Monitoring)
Appendix E	Event and Action Plan (EAP) (Noise Monitoring)
Appendix F	Environmental Mitigation Implementation Schedule (EMIS)
Appendix G	Waste Flow Table
Appendix H	Statistics on Complaint, Notifications of Summons and Successful Prosecutions

# Executive Summary

Build King - Tung Lee Joint Venture (“Contractor”) commenced the construction works of Highway Department (HyD) Central Kowloon Route Contract No. HY/2023/08 – Central Kowloon Route – Remaining Works at Yau Ma Tei West Area (“The Project”) on 1 March 2025. This is the 15<sup>th</sup> monthly Environmental Monitoring and Audit (EM&A) report presenting the EM&A works carried out in the Yau Ma Tei West Area during the period from 1 May 2026 to 31 May 2026.

A summary of major construction activities informed by the Contractor for the Project during the reporting period is presented below.

## Construction Activities Undertaken in Yau Ma Tei West

- Finishes (floor & wall) at YMTW Landscaped Deck (Portion of Site Part 1A, 1B and 1C)
- Electrical & Mechanical (E&M) works at YMTW Landscaped Deck (Portion of Site Part 1A, 1B and 1C)
- Reinforced concrete works for Management Office Building (Portion of Site Part 1D)
- Reinforced concrete works for Toilet Building (Portion of Site 1D)
- Retaining wall construction at YMTW at-grade (Portion of Site Part 1D)
- Planter wall construction at YMTW at-grade (Portion of Site Part 1D)
- Construction for Meter Carpark at Rest Garden (Portion of Site Part 2)
- Construction of Staff Office and Toilet Building (Portion of Site Part 3A, 3B & 3C)
- Drainage works at North Tree Park Area (Portion of Site Part 3A, 3B & 3C)
- Superstructure (column, wall & upper slab) construction at Jade Hawker Bazaar – Block A (Portion of Site Part 7A)
- Superstructure (column, wall & upper slab) construction at Jade Hawker Bazaar – Block B (Portion of Site Part 7B)

## Environmental Monitoring and Audit Works

Regular construction air quality monitoring (24-hour TSP and 1-hour TSP) and noise monitoring works in Yau Ma Tei West Area are currently covered under Contract No. HY/2014/08 – Central Kowloon Route – Yau Ma Tei East. Details of the monitoring works could be referred to Sections 3 of the corresponding Monthly EM&A Report for Contract No. HY/2014/08.

Joint weekly site inspections were conducted by representatives of the Environmental team (ET), the Contractor and the Engineer on [8, 15, 25 and 29 May 2026](#). A joint site inspection with the Independent Environmental Checker (IEC) was undertaken on [8 and 22 May 2026](#). Bi-weekly inspection of the implementation of landscape and visual mitigation measures was conducted by the ET on [15 and 29 May 2026](#). Details of the audit findings and implementation status are presented in **Section 7**. Details of waste management are presented in **Section 4**.

A summary of the non-compliance (exceedance) during the reporting period is provided below.

- Air quality Monitoring
  - No Action / Limit Level exceedance for 1-hour TSP was recorded.
  - No Action / Limit Level exceedance for 24-hour TSP was recorded.
  
- Noise Monitoring
  - No Limit Level exceedance for noise monitoring was recorded.
  - No Limit Level exceedance for noise monitoring was recorded.

#### Complaints, Notification of Summons and Successful Prosecution

No environmentally related complaint, notification of summons and successful prosecution were received in the reporting period.

#### Reporting Changes

There were no reporting changes during the reporting period.

#### Future Key Issues

A summary of construction activities informed by the Contractor for the next reporting period are listed below:

## Construction Activities To be Undertaken in Yau Ma Tei West Area

- Finishes installation and electrical & mechanical (E&M) works at YMTW Landscaped Deck (Portion of Site Part 1A, 1B and 1C)
- Reinforced concrete works of footing at Management Office (Portion of the Site Part 1D)
- Reinforced concrete works for Toilet Building (Portion of Site 1D)
- Retaining wall construction at YMTW at-grade (Portion of Site Part 1D)
- Construction for Meter Carpark at Rest Garden (Portion of Site Part 2)
- Planter wall construction at YMTW at-grade (Portion of the Site Part 1D)
- Construction of Staff Office and Toilet Building (Portion of Site Part 3A, 3B & 3C)
- Drainage works and reinforced concrete works for Boundary Fence, Kerb and Footpath at North Tree Park Area (Portion of Site Part 3A, 3B & 3C)
- Superstructure construction at Jade Hawker Bazaar – Block A & B (Portion of the Site Part 7A and 7B)
- Drainage works and slab construction for Meter Carpark at Rest Garden (Portion of Site Part 2)

# 1 Introduction

## 1.1 Basic Project Information

1.1.1 Central Kowloon Route (CKR) is a 4.7 km long dual 3-lane trunk road in Central Kowloon linking Yau Ma Tei Interchange in West Kowloon with the road network on Kai Tak Development and Kowloon Bay in East Kowloon.

1.1.2 The Central Kowloon Route – Design and Construction Environmental Impact Assessment Report (Register No.: AEIAR-171/2013) was approved with conditions by the Environmental Protection Department (EPD) on 11 July 2013. An Environmental Permit (EP 457/2013) was issued on 9 August 2013. Variations of EP (VEP) was subsequently applied for and the latest EP (EP-457/2013/D) was issued by the EPD on 15 June 2021.

1.1.3 The construction of the CKR had been divided into different sections. Contract No. HY/2023/08 – Central Kowloon Route – Remaining Works covers part of the construction activities located at Kai Tak West Area and Yau Ma Tei West Area under the EP, including:

- design and construction of landscaping works at Yau Ma Tei Landscaped Deck, Yau Ma Tei Rest Gardens, North Tree Park and Kai Tak Phase 2B Landscaped Deck;
- improvement of a section of Kai Fuk Road of approximately 300 metres in length;
- planting of compensatory trees; and
- associated civil works, electrical and mechanical works, road and drainage works, lighting works and establishment works.

1.1.4 The works site at Yau Ma Tei West Area for Contract No. HY/2023/08 are shown in **Appendix A**.

## 1.2 Purpose of the Report

1.2.1 This is the 15<sup>th</sup> monthly Environmental Monitoring and Audit (EM&A) report presenting the EM&A works carried out for the Project in the Yau Ma Tei West Area during the period from 1 May 2026 to 31 May 2026.

## 1.3 Construction Activities Undertaken During the Reporting Period

1.3.1 A summary of major construction activities carried out during the reporting period are presented in **Table 1.1**. The construction programme is presented in **Appendix B**.

**Table 1.1 Summary of Construction Activities during the Reporting Period**

<b>Construction Activities Undertaken in Yau Ma Tei West Area</b>	<b>Progress</b>
• Finishes (floor & wall) at YMTW Landscaped Deck (Portion of Site Part 1A, 1B and 1C)	98%
• Electrical & mechanical (E&M) works at YMTW Landscaped Deck (Portion of Site Part 1A, 1B and 1C)	98%
• Reinforced concrete works for Management Office Building (Portion of Site 1D)	80%
• Reinforced concrete works for Toilet Building (Portion of Site 1D)	10%
• Retaining wall construction at YMTW at-grade (Portion of Site Part 1D)	90%
• Planter wall construction at YMTW at-grade (Portion of Site Part 1D)	15%
• Construction for Meter Carpark at Rest Garden (Portion of Site Part 2)	95%
• Construction of Staff Office and Toilet Building (Portion of Site Part 3A, 3B & 3C)	28%
• Drainage works at North Tree Park Area (Portion of Site Part 3A, 3B & 3C)	20%
• Superstructure (column, wall & upper slab) construction at Jade Hawker Bazaar – Block A (Portion of Site Part 7A)	75%
• Superstructure (column, wall & upper slab) construction at Jade Hawker Bazaar – Block B (Portion of Site Part 7B)	50%

## 1.4 Project Organisation

1.4.1 The project organization structure is shown in **Appendix C**. The key personnel contact names and numbers for the Project are summarized in **Table 1.2**.

**Table 1.2 Contact Information of Key Personnel**

Party	Role	Position	Name	Contact No.
Arup – Mott MacDonald Joint Venture	Engineer's Representative ("ER")	Resident Engineer (Environmental)	Ms. Jim Li	9120 1157
ERM – Hong Kong Limited	Independent Environmental Checker ("IEC")	IEC	Ms. Mandy To	2271 3313
Aurecon Hong Kong Limited	Environmental Team ("ET")	ET Leader	Mr. F. C. Tsang	3664 6801
Build King – Tung Lee Joint Venture	Contractor	Environmental Officer	Mr. Tony Tsoi	9689 8956

## 1.5 Status of Environmental Licences, Notification and Permit

1.5.1 A summary of the valid permits, licences, and/ or notifications on environmental protection for this Project is presented in **Table 1.3**.

**Table 1.3 Summary of the Environmental Licence, Notification, Permit and Documentations**

Permit/ License/ Notification / Reference No.	Valid Period		Status	Remark
	From	To		
<b>Environmental Permit</b>				
EP-457/2013/D	15 June 2021	--	Valid	--
<b>Wastewater Discharge License</b>				
--	--	--	--	Applications submitted on 6 February 2026. No wastewater was discharged during the reporting month.
<b>Notification of Construction Works Under the Air Pollution Control (Construction Dust Regulation)</b>				
10007351, 10007352	25 July 2024	End of Project	Notified	--
<b>Chemical Waste Producer Registration</b>				

Permit/ License/ Notification / Reference No.	Valid Period		Status	Remark
	From	To		
5213-252- B2767-01	14 August 2024	--	Valid	--
<b>Billing Account for Disposal of Construction Waste</b>				
7051793	6 August 2024	--	Valid	--
<b>Y-Park Membership</b>				
C0280	12 August 2024	--	Valid	--
<b>Construction Noise Permit</b>				
GW-RE0033-26	21 January 2026	20 July 2026	Valid	General Activities at Yau Ma Tei Landscaped Deck
GW-RE0034-26	21 January 2026	20 July 2026	Valid	General Activities at Basketball Court at Yau Ma Tei Landscaped Deck
GW-RE0035-26	21 January 2026	20 July 2026	Valid	General Activities at North Tree Park
GW-RE0104-26	03 February 2026	01 July 2026	Valid	General Activities at Jade Hawker Bazaar - RC works

## 2 Environmental Status

### 2.1 Environmental Permit (EP) Submission Status

2.1.1 Environmental permit (EP) conditions under the EIAO, submission status under the EP and implementation status of mitigation measures had been reviewed and implemented on schedule. The status of required submissions under the EP (EP-457/2013/D) during the reporting period for the Project are summarised in **Table 2.1**.

**Table 2.1 Summary of Status of Required Submission for EP-457/2013/D for the Project**

EP Condition (EP-457/2013/D)	Submission	Submission Date
2.8	Landscape Mitigation Plan (LMP) (Version 2.0)	18 May 2026
3.4	Monthly EM&A Report – Yau Ma Tei West Area (April 2025)	14 May 2026

## 3 Air Quality and Noise Monitoring

### 3.1 Air Quality

#### Monitoring Requirements and Results

- 3.1.1 The air quality (24-hour TSP, 1-hour TSP) monitoring works in Yau Ma Tei West Area are currently covered under Contract No. HY/2014/08 – Central Kowloon Route – Yau Ma Tei East. Details of the corresponding monitoring parameters, equipment, methodology, monitoring schedule wind data, results and the established Action and Limit Levels could be referred to Section 3 of the corresponding Monthly EM&A Report for Contract No. HY/2014/08.

#### Observations

- 3.1.2 No Action / Limit Level exceedance was recorded for all 1-hour TSP and 24-hour TSP monitoring in the reporting period.
- 3.1.3 Site audits were carried out on a weekly basis to monitor and audit the timely implementation of air quality mitigation measures within the site boundaries of this Project. A summary of observation during the site audits is shown in **Table 7.1** of this report.

### 3.2 Noise

#### Monitoring Requirements and Results

- 3.2.1 The construction noise monitoring works in Yau Ma Tei West Area are currently covered under Contract No. HY/2014/08 – Central Kowloon Route – Yau Ma Tei East. Details of the corresponding monitoring parameters, equipment, methodology, results and the established Action and Limit Levels could be referred to Section 3 of the corresponding Monthly EM&A Report for Contract No. HY/2014/08.

#### Observations

- 3.2.2 No Action / Limit Level exceedance was recorded for noise monitoring in the reporting period.

3.2.3 Site audits were carried out on a weekly basis to monitor and audit the timely implementation of noise mitigation measures within the site boundaries of this Project. A summary of observations during the site audits is shown in **Table 7.1** of this report.

## 4 Waste Management

4.1.1 Waste generated from this Project includes inert C&D materials and non-inert C&D materials. Non-inert C&D materials are made up of general refuse, vegetative wastes and recyclable wastes such as plastics and paper/ cardboard packaging waste. Steel materials generated from the project are also grouped into non-inert C&D materials as the materials were not disposed of with other inert C&D materials.

4.1.2 With reference to relevant handling records and trip tickets of this Project, the quantities of different types of waste generated in the reporting period are summarised in **Table 4.1**. Details of cumulative waste management data are presented as a waste flow table in **Appendix G**.

**Table 4.1 Quantities of Waste Generated from the Project in the Reporting Period**

Reporting period	Quantity					
	Inert C&D Materials (in '000 kg)	Chemical Waste (in 'kg)	Non-inert C&D Materials			
			Others, e.g. General Refuse disposed of at Landfill (in '000kg)	Recycled materials		
				Paper/ cardboard (in '000kg)	Plastics (in '000 kg)	Metals (in '000 kg)
May 2026	4,749.40	0.000	109.80	0.000	0.000	0.000

## 5 Landscape and Visual

- 5.1.1 As per the EM&A Manuals, the landscape and visual mitigation measures shall be implemented, and site inspections should be undertaken once every two weeks during the construction period.
- 5.1.2 Bi-weekly inspection of the implementation of landscape and visual mitigation measures was conducted on [15 and 29 May 2026](#). The observations and recommendations made during the site inspections are presented in **Table 7.1**. A summary of the implementation status is presented in **Appendix F**.

# 6 Summary of Complaints, Notification of Summons and Prosecutions

6.1.1 The environmental Complaints Handling Procedures is shown below.

<i>Complaint Received via Project Hotline</i>	<i>Complaint Received via 1823 or from other government departments</i>
Contractor notify ER, ET and IEC	ER notify Contractor, ET and IEC
Contractor log complaint and date of receipt onto the complaint database. Contractor, ER and ET to conduct investigation of complaint	
If complaint is considered not valid	If complaint is found valid
ET or ER to reply to the complainant if necessary	Contractor to identify and implement remedial measures in consultation with the IEC, ET and ER.
	The ER, ET and IEC to review the effectiveness of the Contractor's remedial measures and the updated situation; ET to undertake additional monitoring and audit to verify the situation if necessary and oversee that circumstances leading to the complaint do not recur. ER to conduct further inspection as necessary.
If the complaint is referred by the EPD, the Contractor to prepare interim report on the status of the complaint investigation and follow-up actions stipulated above, including the details of the remedial measures and additional monitoring identified or already taken, for submission to EPD within the timeframe assigned by the EPD	
The ET to record the details of the complaint, results of the investigation, subsequent actions taken to address the complaint and updated situation including the effectiveness of the remedial measures, supported by regular and additional monitoring results in the monthly EM&A reports	

- 6.1.2 Should non-compliance of the criteria occur, action in accordance with the Event and Action Plan in **Appendix D** and **Appendix E** shall be carried out.
- 6.1.3 No exceedance of the Action / Limit Levels of air quality (1-hour TSP and 24-hour TSP) monitoring in the reporting period.
- 6.1.4 No exceedance of the Action / Limit Levels for construction noise monitoring was recorded.
- 6.1.5 No environmental related complaint was received in the reporting period.
- 6.1.6 No non-compliance was received in the reporting period.
- 6.1.7 No notification of summons and successful prosecution was received in the reporting period.
- 6.1.8 Statistics on complaints, notifications of summons and successful prosecutions are summarized in **Appendix H**.

# 7 EM&A Site Inspection

7.1.1 Site inspections were carried out on a weekly basis to monitor the implementation of proper environmental pollution control and mitigation measures under the Contract. In the reporting period, 4 site inspections were carried out by the representative of ET, Contractor and Engineer on 8, 15, 22 and 29 May 2026, along with bi-weekly inspection of the implementation of landscape and visual mitigation measures conducted on 15 and 29 May 2026.

7.1.2 One joint site inspection with the IEC was also undertaken on 8 and 22 May 2026. Minor deficiencies were observed during weekly site inspection. Key observations during the site inspections are summarized in **Table 7.1**.

**Table 7.1 Summary of Site Observation**

Date	Environmental Observations	Follow-up Status
8 May 2026	Nil.	Nil.
15 May 2026	Nil.	Nil.
22 May 2026	Nil.	Nil.
29 May 2026	1. At YMTW Area (near admin building), drip tray(s) should be provided to chemical containers to avoid leakage	1. The concerned chemical containers were removed.

7.1.3 The Contractor has rectified all observation identified during environmental site inspection.

7.1.4 According to the EIA Study Report, Environmental Permit, contract documents and EM&A Manual, the mitigation measures detailed in the documents had been implemented as much as practical during the reporting period. An updated Implementation Status of Environmental Mitigation Measures (EMIS) is provided in **Appendix F**.

## 8 Future Key Issues

8.1.1 The construction activities to be undertaken in the next reporting period are listed below:

### Construction Activities To be Undertaken in Yau Ma Tei West Area

- Finishes installation and electrical & mechanical (E&M) works at YMTW Landscaped Deck (Portion of Site Part 1A, 1B and 1C)
- Reinforced concrete works of footing at Management Office (Portion of the Site Part 1D)
- Reinforced concrete works for Toilet Building (Portion of Site 1D)
- Retaining wall construction at YMTW at-grade (Portion of Site Part 1D)
- Construction for Meter Carpark at Rest Garden (Portion of Site Part 2)
- Planter wall construction at YMTW at-grade (Portion of the Site Part 1D)
- Construction of Staff Office and Toilet Building (Portion of Site Part 3A, 3B & 3C)
- Drainage works and reinforced concrete works for Boundary Fence, Kerb and Footpath at North Tree Park Area (Portion of Site Part 3A, 3B & 3C)
- Superstructure construction at Jade Hawker Bazaar – Block A & B (Portion of the Site Part 7A and 7B)
- Drainage works and slab construction for Meter Carpark at Rest Garden (Portion of Site Part 2)

8.1.2 Potential environmental impacts arising from the above construction activities are mainly associated with dust noise and waste management.

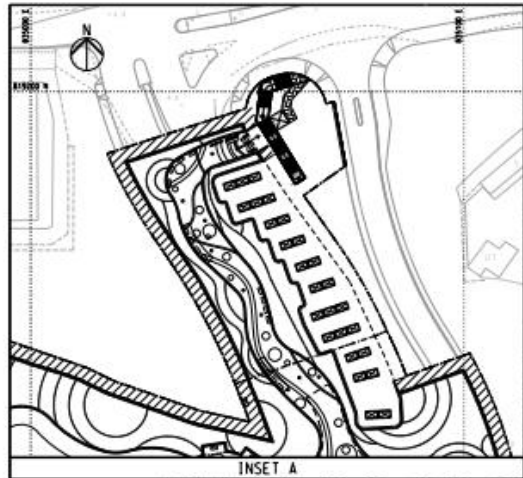
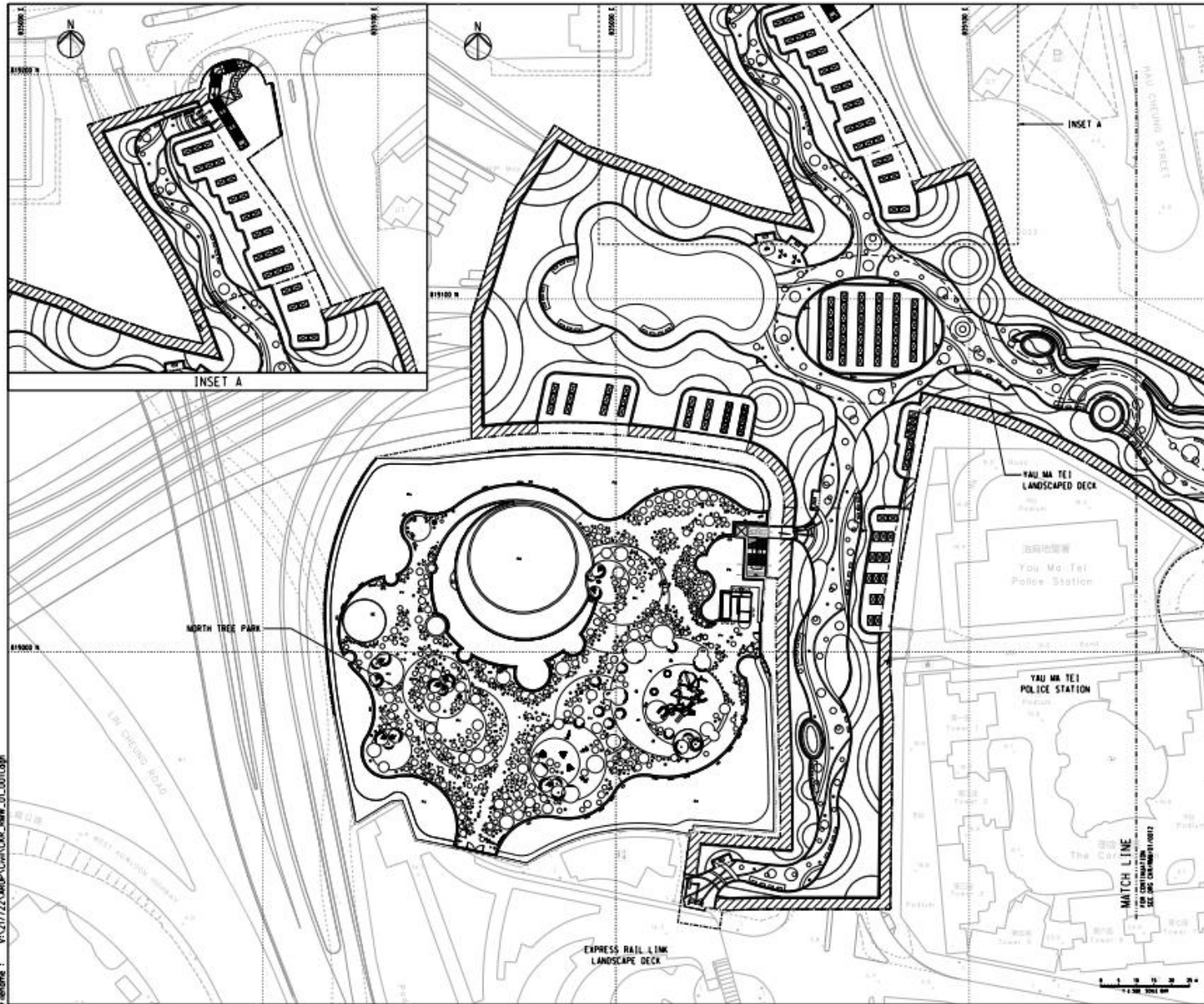
8.1.3 The tentative schedule of air quality (1-hour TSP and 24-hour TSP) monitoring and noise monitoring in the next reporting period is presented in Appendix P of the corresponding Monthly EM&A Report for Contract No. HY/2014/08.

8.1.4 The construction programme for the Project for the next reporting period is presented in **Appendix B**.

# Conclusion and Recommendations

- 9.1.1 This is the 15<sup>th</sup> monthly EM&A Report presenting the EM&A works undertaken in Yau Ma Tei West Area during the period from 1 May 2026 to 31 May 2026 in accordance with the EM&A Manual and the requirement under EP-457/2013/D.
- 9.1.2 Air quality monitoring (including 1-hour TSP and 24-hour TSP) and noise monitoring were carried out in the reporting period under Contract No. HY/2014/08. No exceedance of the Action / Limit Level was recorded for air quality monitoring and construction noise monitoring during the reporting period.
- 9.1.3 Weekly environmental site inspections by representatives of the ET, the Contractor and the Engineer were conducted during the reporting period. One joint site inspection with the IEC was carried out on 8 and 22 May 2026. Minor deficiencies were observed during site inspection and was rectified within specified deadlines. The environmental performance of the Project was therefore considered satisfactory.
- 9.1.4 No environmental related complaint was received in the reporting period.
- 9.1.5 No non-compliance situation was received in the reporting period.
- 9.1.6 No notification of summons or prosecution was received since commencement of the Contract.
- 9.1.7 The ET will keep track on the construction works to confirm compliance of environmental requirements and the proper implementation of all necessary mitigation measures.

**Appendix A**  
**Alignment and Works Site in Yau Ma Tei West Area for**  
**Contract No. HY/2023/08**



- NOTES**
1. THIS DRAWING IS TO BE READ IN CONJUNCTION WITH DRAWING NO. CKR/RMW/01/0001 TO 0010.
  2. ALL LEVELS ARE IN METRES AND REFER TO PRINCIPAL DATUM.
  3. ALL DIMENSIONS ARE IN METRES UNLESS OTHERWISE SPECIFIED.
  4. ALL COORDINATES ARE IN ACCORDANCE WITH HK 19801 COORDINATES SYSTEM.
  5. DETAILS INCLUDING DIMENSIONS, LEVELS, DESCRIPTIONS, LOCATIONS, ETC. GIVEN FOR EXISTING MODEL, FOOTPATH, BRIDGE STRUCTURES, DRAINAGE LEVEL ARE INDICATIVE ONLY. THE CONTRACTOR SHALL VERIFY THE ACTUAL EXISTING DETAILS ON SITE.

- LEGEND**
- BOUNDARIES OF THE SITE
  - - - - OPEN SPACE BOUNDARY
  - ..... BUILDING SITE BOUNDARY

00	ISSUE FOR TENDER	LFW	02/24
Rev.	Description	By	Date



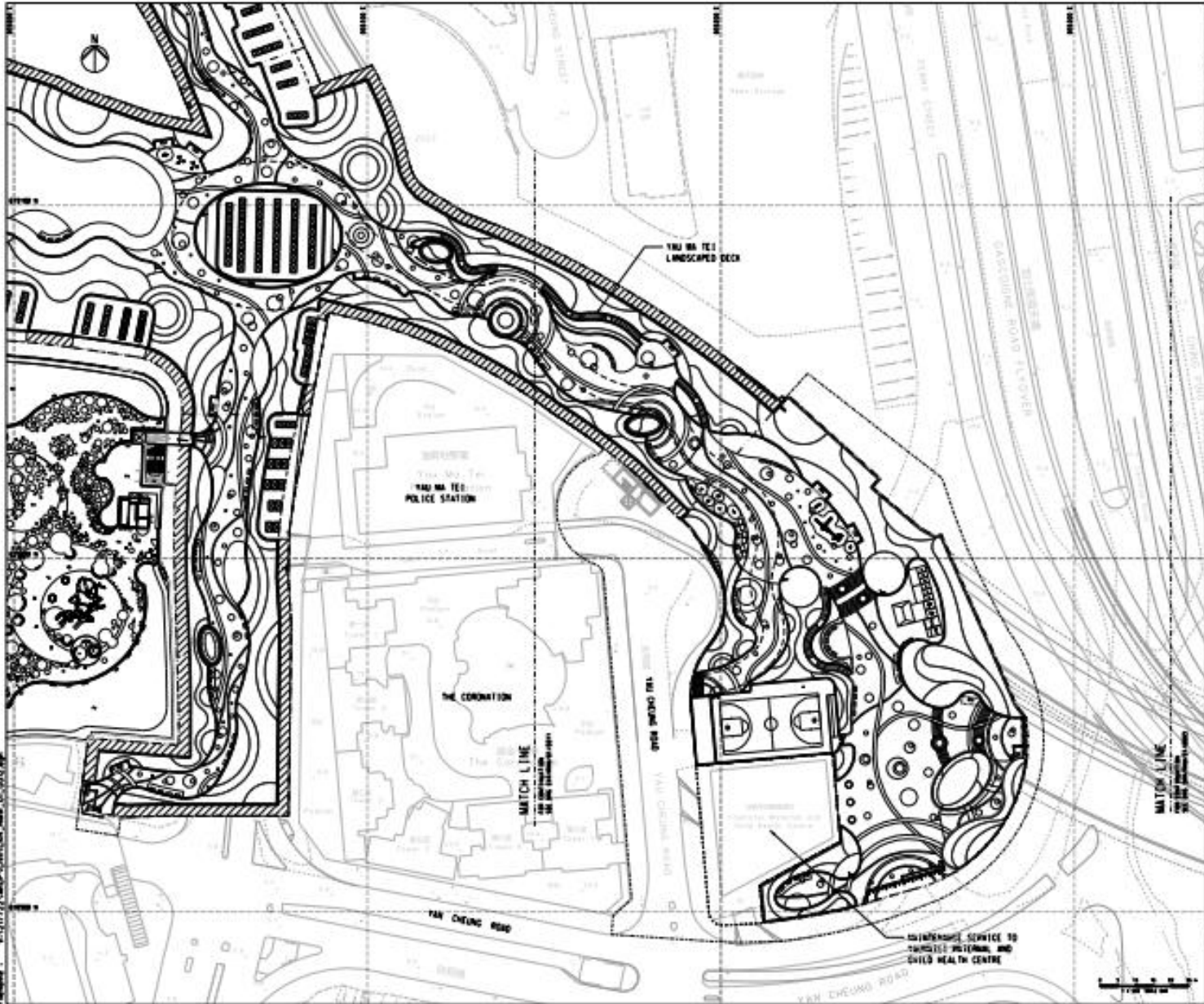
Project No.  
 Contract No. HY/2023/08  
 Central Kowloon Route - Remaining Works

Drawing Title  
**GENERAL LAYOUT PLAN SHEET 1**

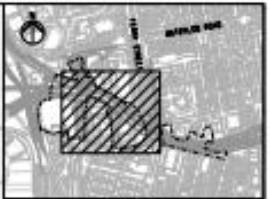
Drawing No.	CKR/RMW/01/0011	Rev.	00
Drawn By	MC	Checked By	MC
Scale	1:500 @ A1	Status	TENDER



Printed by : 2/28/2024  
 P:\Name : V:\217122\ARUP\CHN\CKR\_RMW\_01\_0011.dgn



Prepared by: 2/27/2008  
 Drawn by: 2/27/2008  
 Checked by: 2/27/2008  
 Approved by: 2/27/2008



**KEY PLAN**

**NOTES**  
 1. FOR DETAILS AND LEGEND, REFER TO DRAWING NO. 00/01/01.

NO.	ISSUE FOR TENDER	DATE
00	ISSUE FOR TENDER	1/28/04

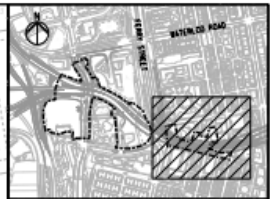
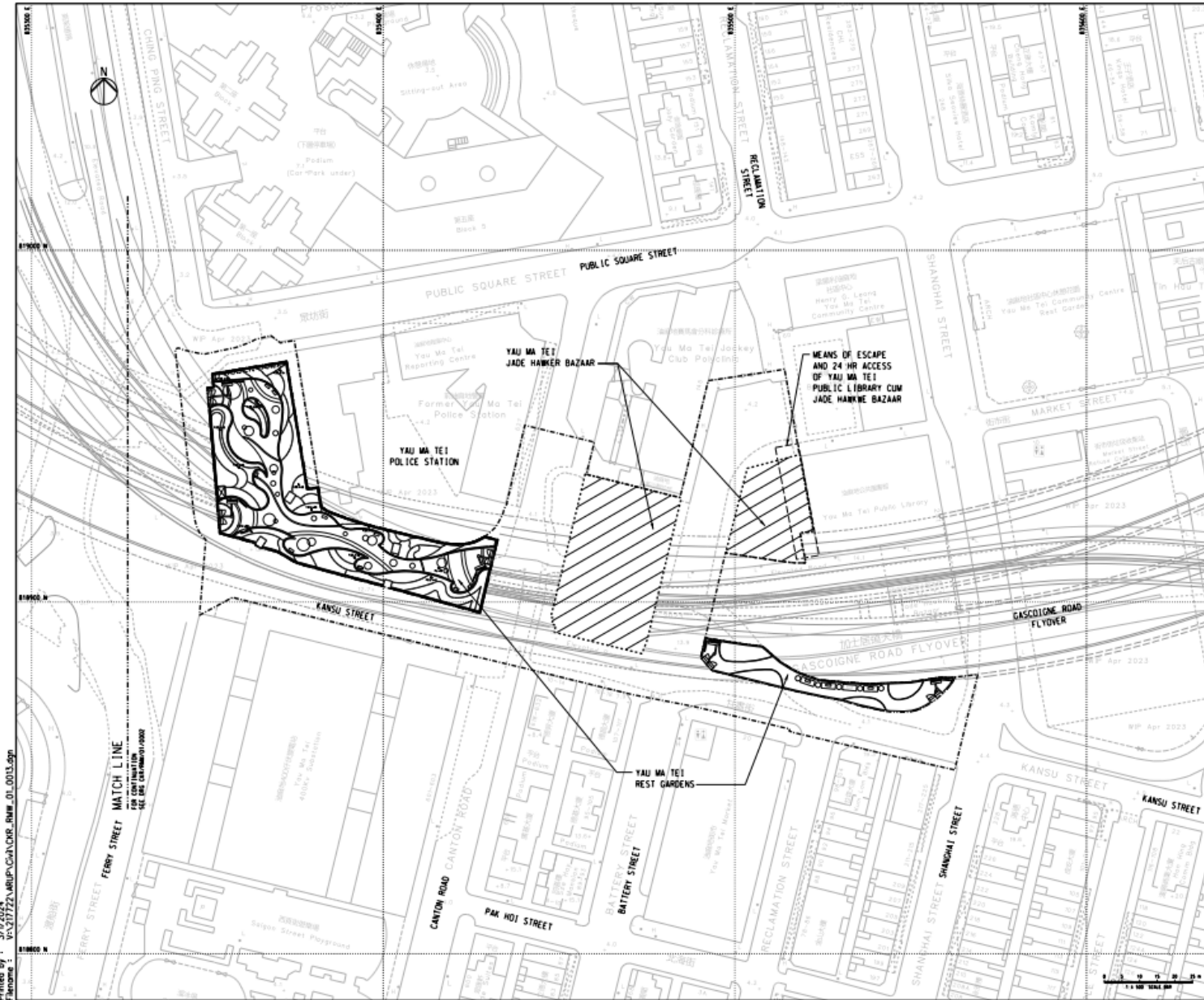


Project No.  
 Contract No. HY2025/08  
 Central Kowloon Route -  
 Remaining Works

Study No.  
**GENERAL LAYOUT PLAN**  
**SHEET 2**

Project No.	CRK/RM/01/0012	Sheet No.	00
Drawn by	Checked by	Scale	AS
Date	1/28/04	Project	TENDER





KEY PLAN

NOTES

1. FOR NOTES AND LEGEND, REFER TO DRAWING NO. CRK/RM/01/0011.
2. MEANS OF ESCAPE AND 24 HR ACCESS OF YAU MA TEI PUBLIC LIBRARY CUM JADE HAWKNE BAZAAR SHALL BE PROVIDED AND MAINTAINED THROUGHOUT ENTIRE CON PROJECT.

00	ISSUE FOR TENDER	LFM	02/24
Rev.	Description	By	Date



Project title  
 Contract No. HY/2023/08  
 Central Kowloon Route -  
 Remaining Works

Sheet title  
**GENERAL LAYOUT PLAN**  
 SHEET 3

Drawing no.	CRK/RM/01/0013	Rev.	00
Drawn By	HY	Checked By	ESC
Date	14/03/24	Sheet	TENDER



Printed by: 3/1/2024  
 Filename: V:\27722\ARUP\CA\CRK\_RHW\_01\_0013.dwg

FERRY STREET  
 MATCH LINE  
 FOR CONTINUATION  
 TO SEE DRAWING 0001

1:100 SCALE

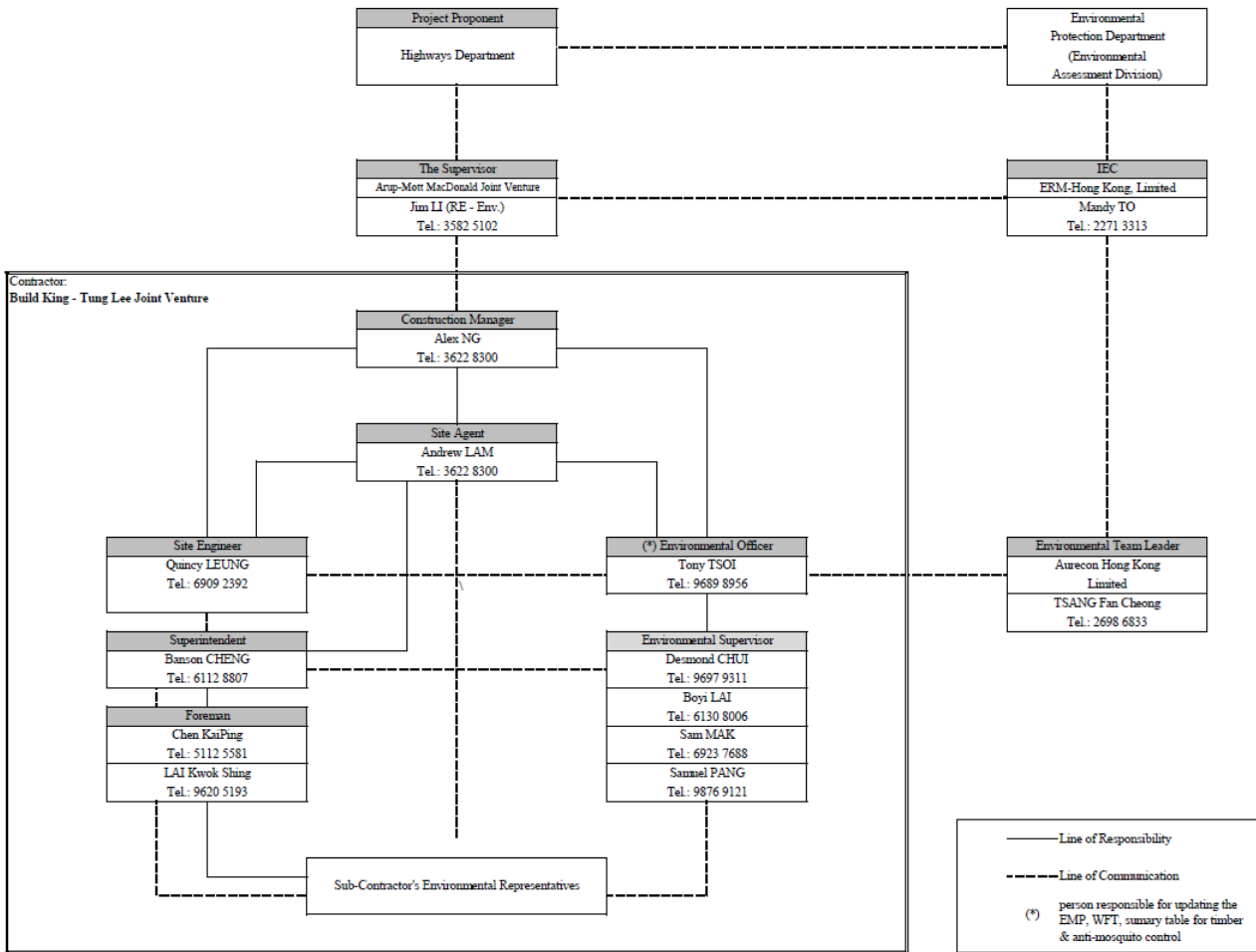
**Appendix B**  
**Construction Programme**

Project Name	Original Date	Key Date	Key Date A	2024												2025												2026												2027												2028											
				Jan	Feb	Mar	Apr	May	Jun	Jul	Aug	Sep	Oct	Nov	Dec	Jan	Feb	Mar	Apr	May	Jun	Jul	Aug	Sep	Oct	Nov	Dec	Jan	Feb	Mar	Apr	May	Jun	Jul	Aug	Sep	Oct	Nov	Dec	Jan	Feb	Mar	Apr	May	Jun	Jul	Aug	Sep	Oct	Nov	Dec	Jan	Feb	Mar	Apr	May	Jun	Jul	Aug	Sep	Oct	Nov	Dec
<b>Central Kowloon Route - Remaining Works</b>				1685	15-Jul-24 A	23-Feb-29																																																									
<b>Construction Works</b>				1685	15-Jul-24 A	23-Feb-29																																																									
Preliminary Submissions				148	15-Jul-24 A	04-Dec-24 A																																																									
Key Date A and Section 1 - You Ma Toi Landscaped Deck				1671	29-Jul-24 A	23-Feb-29																																																									
Preliminaries				746	29-Jul-24 A	13-Aug-26																																																									
TTA Application and Implementation				295	04-Nov-25 A	25-Aug-26																																																									
Site Works				1072	20-Aug-24 A	27-Jul-27																																																									
Statutory Submission				579	19-Nov-25 A	20-Jun-27																																																									
Completion and Establishment Works				1282	21-Aug-25 A	23-Feb-29																																																									
S1.YMTLD.9000	Planned Completion for Key Date A	0	30-Jun-26																																																												
S1.YMTLD.9010aa	Original Contract Completion for Key Date A	0	21-Aug-25 A																																																												
S1.YMTLD.9010ac	Changed Contract Completion Date for Key Date A (approved)	0	08-Nov-25 A																																																												
S1.YMTLD.9010az	Revised Contract Completion for Key Date A (Tentative for Approval)	0	30-Jun-26*																																																												
S1.YMTLD.9020	Planned Completion for Section 1 of the Works	0	27-Jul-27																																																												
S1.YMTLD.9030aa	Original Contract Completion for Section 1 of the Works	0	15-Nov-26*																																																												
S1.YMTLD.9030ac	Changed Completion Date for Section 1 of the Works (approved)	0	27-Nov-26*																																																												
S1.YMTLD.9030az	Changed Completion Date for Section 1 of the Works (Tentative for Approval)	0	26-Aug-27*																																																												
S1.YMTLD.9040	Planned Completion for Section 1A of the Works	0	24-Jan-29																																																												
S1.YMTLD.9050aa	Original Contract Completion for Section 1A of the Works	0	15-May-28*																																																												
S1.YMTLD.9050ac	Changed Completion Date for Section 1A of the Works (approved)	0	27-May-28*																																																												
S1.YMTLD.9050az	Changed Completion Date for Section 1A of the Works (Tentative for Approval)	0	23-Feb-29*																																																												
<b>Section 2 - You Ma Toi Rest Garden (Water Carpark)</b>				1231	04-Jul-25 A	15-Nov-28																																																									
Site Works				604	04-Jul-25 A	27-Feb-27																																																									
Statutory Submission				318	19-Jan-26 A	02-Dec-26																																																									
Completion and Establishment Works				731	15-Nov-26	15-Nov-28																																																									
S2.YMTRG.9000	Planned Completion for Section 2 of the Works	0	27-Feb-27																																																												
S2.YMTRG.9010aa	Original Contract Completion for Section 2 of the Works	0	15-Nov-26*																																																												
S2.YMTRG.9010az	Changed Completion Date for Section 2 of the Works (Tentative for Approval)	0	18-May-27*																																																												
S2.YMTRG.9020	Planned Completion for Section 2A of the Works	0	27-Aug-28																																																												
S2.YMTRG.9030aa	Original Contract Completion for Section 2A of the Works - Establishment Works	0	15-May-28*																																																												
S2.YMTRG.9030az	Changed Completion Date for Section 2A of the Works - Establishment Works of Section 2 (Tentative for Approval)	0	15-Nov-28*																																																												
<b>Section 3 - North Tree Park</b>				1317	20-May-25 A	26-Dec-28																																																									
Preliminaries				468	24-May-25 A	03-Sep-26																																																									
TTA Application and Implementation				313	21-May-25 A	29-Mar-26 A																																																									
Site Works				718	20-May-25 A	07-May-27																																																									
Statutory Submission				470	23-Jan-26 A	07-May-27																																																									
Completion and Establishment Works				828	20-Sep-26	26-Dec-28																																																									
S3.NTP.9000	Planned Completion for Section 3 of the Works	0	07-May-27																																																												
S3.NTP.9010aa	Original Contract Completion for Section 3 of the Works	0	20-Sep-26*																																																												
S3.NTP.9010az	Changed Completion Date for Section 3 of the Works (Tentative for Approval)	0	28-Jun-27*																																																												
S3.NTP.9020	Planned Completion for Section 3A of the Works	0	04-Nov-28																																																												
S3.NTP.9030aa	Original Contract Completion for Section 3A of the Works - Establishment Works	0	20-Mar-28*																																																												
S3.NTP.9030az	Changed Completion Date for Section 3A of the Works - Establishment Works (Tentative for Approval)	0	26-Dec-28*																																																												
<b>Section 4 - Kai Tak Phase 2B Landscaped Deck</b>				1064	01-Nov-24 A	30-Sep-27																																																									
Preliminaries				414	12-Dec-24 A	20-Dec-25 A																																																									
TTA Application and Implementation				249	01-Sep-25 A	07-May-26 A																																																									
Site Works				645	01-Nov-24 A	07-Aug-26																																																									
Statutory Submission				335	15-Aug-25 A	15-Jul-26																																																									
Completion and Establishment Works				436	21-Jul-26	30-Sep-27																																																									
S4.KTLD.9000	Planned Completion for Section 4 of the Works	0	07-Aug-26																																																												
S4.KTLD.9010aa	Original Contract Completion for Section 4 of the Works	0	21-Jul-26*																																																												
S4.KTLD.9010ac	Changed Completion Date for Section 4 of the Works (approved)	0	01-Aug-26*																																																												
S4.KTLD.9010az	Changed Completion Date for Section 4 of the Works (Tentative for Approval)	0	30-Sep-26*																																																												
S4.KTLD.9020	Planned Completion for Section 4A of the Works	0	07-Aug-27																																																												
S4.KTLD.9030aa	Original Contract Completion for Section 4A of the Works - Establishment Works	0	21-Jul-27*																																																												
S4.KTLD.9030ac	Changed Completion Date for Section 4A of the Works - Establishment Works (approved)	0	01-Aug-27*																																																												
S4.KTLD.9030az	Changed Completion Date for Section 4A of the Works - Establishment Works of Section 4 (Tentative for Approval)	0	30-Sep-27*																																																												
<b>Section 6 - Maintenance Services of 'Yaumatei Maternal and Child Health Centre'</b>				913	20-Nov-25 A	20-May-28																																																									
Maintenance Services				913	20-Nov-25 A	20-May-28																																																									
Completion				0	20-May-28	20-May-28																																																									
S6.YMCHC.9000	Planned Completion for Section 6 of the Works	0	20-May-28																																																												
S6.YMCHC.9010	Contract Completion for Section 6 of the Works (912 days after access date of Parts 6)	0	20-May-28*																																																												
<b>Section 7 - You Ma Toi Jade Hawker Bazaar</b>				1071	25-Oct-24 A	30-Sep-27																																																									
Preliminaries				398	24-May-25 A	25-Jun-26																																																									
TTA Application and Implementation				695	25-Oct-24 A	19-Sep-26																																																									
Site Works				665	20-Jun-25 A	15-Apr-27																																																									
Completion				168	15-Apr-27	30-Sep-27																																																									
S7.YMT.JHB.9000	Planned Completion for Section 7	0	15-Apr-27																																																												
S7.YMT.JHB.9010aa	Original Contract Completion for Section 7 of the Works	0	16-Apr-27*																																																												
S7.YMT.JHB.9010az	Changed Completion Date for Section 7 of the Works (Tentative for Approval)	0	30-Sep-27*																																																												

**Appendix C**  
**Project Organisation Chart**

**Contract No.: HY/2023/08**  
**Central Kowloon Route - Remaining Works**  
**Environmental Organization Chart**

*Last Update: 30 Mar 2026*



## **Appendix D**

### **Event and Action Plan (EAP) (Air Quality Monitoring)**

EVENT	ACTION			
	ENVIRONMENTAL TEAM (ET)	INDEPENDENT ENVIRONMENTAL CHECKER (IEC)	ENGINEER'S REPRESENTATIVE (ER)	CONTRACTOR
ACTION LEVEL				
Exceedance for one sample	<ol style="list-style-type: none"> <li>1. Identify source, investigate the causes of exceedance and propose remedial measures;</li> <li>2. Inform IEC and ER;</li> <li>3. Repeat measurement to confirm finding;</li> <li>4. Increase monitoring frequency to daily.</li> </ol>	<ol style="list-style-type: none"> <li>1. Check monitoring data submitted by ET;</li> <li>2. Check Contractor's working method.</li> </ol>	<ol style="list-style-type: none"> <li>1. Notify Contractor.</li> </ol>	<ol style="list-style-type: none"> <li>1. Rectify any unacceptable practice;</li> <li>2. Amend working methods if appropriate.</li> </ol>
Exceedance for two or more consecutive samples	<ol style="list-style-type: none"> <li>1. Identify source;</li> <li>2. Inform IEC and ER;</li> <li>3. Advise the ER on the effectiveness of the proposed remedial measures;</li> <li>4. Repeat measurements to confirm findings;</li> <li>5. Increase monitoring frequency to daily;</li> <li>6. Discuss with IEC and Contractor on remedial actions required;</li> <li>7. If exceedance continues, arrange meeting with IEC and ER;</li> <li>8. If exceedance stops, cease additional monitoring.</li> </ol>	<ol style="list-style-type: none"> <li>1. Check monitoring data submitted by ET;</li> <li>2. Check Contractor's working method;</li> <li>3. Discuss with ET and Contractor on possible remedial measures;</li> <li>4. Advise the ET on the effectiveness of the proposed remedial measures;</li> <li>5. Supervise implementation of remedial measures.</li> </ol>	<ol style="list-style-type: none"> <li>1. Confirm receipt of notification of failure in writing;</li> <li>2. Notify Contractor;</li> <li>3. Ensure remedial measures properly implemented.</li> </ol>	<ol style="list-style-type: none"> <li>1. Submit proposals for remedial actions to ER within 3 working days of notification;</li> <li>2. Implement the agreed proposals;</li> <li>3. Amend proposal if appropriate.</li> </ol>

EVENT	ACTION			
	ENVIRONMENTAL TEAM (ET)	INDEPENDENT ENVIRONMENTAL CHECKER (IEC)	ENGINEER'S REPRESENTATIVE (ER)	CONTRACTOR
<b>LIMIT LEVEL</b>				
Exceedance for one sample	<ol style="list-style-type: none"> <li>1. Identify source, investigate the causes of exceedance and propose remedial measures;</li> <li>2. Inform ER, Contractor and EPD;</li> <li>3. Repeat measurement to confirm finding;</li> <li>4. Increase monitoring frequency to daily;</li> <li>5. Assess effectiveness of Contractor's remedial actions and keep IEC, EPD and ER informed of the results.</li> </ol>	<ol style="list-style-type: none"> <li>1. Check monitoring data submitted by ET;</li> <li>2. Check Contractor's working method;</li> <li>3. Discuss with ET and Contractor on possible remedial measures;</li> <li>4. Advise the ER on the effectiveness of the proposed remedial measures;</li> <li>5. Supervise implementation of remedial measures.</li> </ol>	<ol style="list-style-type: none"> <li>1. Confirm receipt of notification of failure in writing;</li> <li>2. Notify Contractor;</li> <li>3. Ensure remedial measures properly implemented.</li> </ol>	<ol style="list-style-type: none"> <li>1. Take immediate action to avoid further exceedance;</li> <li>2. Submit proposals for remedial actions to IEC within 3 working days of notification;</li> <li>3. Implement the agreed proposals;</li> <li>4. Amend proposal if appropriate.</li> </ol>
Exceedance for two or more consecutive samples	<ol style="list-style-type: none"> <li>1. Notify IEC, ER, Contractor and EPD;</li> <li>2. Identify source;</li> <li>3. Repeat measurement to confirm findings;</li> <li>4. Increase monitoring frequency to daily;</li> <li>5. Carry out analysis of Contractor's working procedures to determine possible mitigation to be implemented;</li> <li>6. Arrange meeting with IEC and ER to discuss the remedial actions to be taken;</li> <li>7. Assess effectiveness of Contractor's remedial actions and keep IEC, EPD and ER informed of the results;</li> <li>8. If exceedance stops, cease additional monitoring.</li> </ol>	<ol style="list-style-type: none"> <li>1. Discuss amongst ER, ET, and Contractor on the potential remedial actions;</li> <li>2. Review Contractor's remedial actions whenever necessary to assure their effectiveness and advise the ER accordingly;</li> <li>3. Supervise the implementation of remedial measures.</li> </ol>	<ol style="list-style-type: none"> <li>1. Confirm receipt of notification of failure in writing;</li> <li>2. Notify Contractor;</li> <li>3. In consultation with the IEC, agree with the Contractor on the remedial measures to be implemented;</li> <li>4. Ensure remedial measures properly implemented;</li> <li>5. If exceedance continues, consider what portion of the work is responsible and instruct the Contractor to stop that portion of work until the exceedance is abated.</li> </ol>	<ol style="list-style-type: none"> <li>1. Take immediate action to avoid further exceedance;</li> <li>2. Submit proposals for remedial actions to IEC within 3 working days of notification;</li> <li>3. Implement the agreed proposals;</li> <li>4. Resubmit proposals if problem still not under control;</li> <li>5. Stop the relevant portion of works as determined by the ER until the exceedance is abated.</li> </ol>

**Appendix E**  
**Event and Action Plan (EAP) (Noise Monitoring)**

EVENT	ACTION			
	ENVIRONMENTAL TEAM (ET)	INDEPENDENT ENVIRONMENTAL CHECKER (IEC)	ENGINEER'S REPRESENTATIVE ER	CONTRACTOR
Action Level	<ol style="list-style-type: none"> <li>1. Identify source, investigate the causes of exceedance and propose remedial measures;</li> <li>2. Notify IEC and Contractor;</li> <li>3. Report the results of investigation to the IEC, ER and Contractor;</li> <li>4. Discuss with the Contractor and formulate remedial measures;</li> <li>5. Increase monitoring frequency to check mitigation effectiveness.</li> </ol>	<ol style="list-style-type: none"> <li>1. Review the analysed results submitted by the ET;</li> <li>2. Review the proposed remedial measures by the Contractor and advise the ER accordingly;</li> <li>3. Supervise the implementation of remedial measures.</li> </ol>	<ol style="list-style-type: none"> <li>1. Confirm receipt of notification of failure in writing;</li> <li>2. Notify Contractor;</li> <li>3. Require Contractor to propose remedial measures for the analysed noise problem;</li> <li>4. Ensure remedial measures are properly implemented</li> </ol>	<ol style="list-style-type: none"> <li>1. Submit noise mitigation proposals to IEC;</li> <li>2. Implement noise mitigation proposals.</li> </ol>

**Appendix F**  
**Environmental Mitigation Implementation Schedule**  
**(EMIS)**

### Environmental Mitigation Implementation Schedule

EIA Ref.	EM&A Log Ref.	Recommended Mitigation Measures	Objectives of the Recommended Measures & Main Concerns to address	Implementation Agent	Location / Timing	Implementation Stage	Requirements and/ or standards to be achieved	Implementation Status
<b>Construction Dust Impact</b>								
S4.3.10	D1	The contractor shall follow the procedures and requirements given in the Air Pollution Control (Construction Dust) Regulation and Air Pollution Control (Non-road Mobile Machinery) (Emission) Regulation.	Minimize dust impact and adverse health effects at the nearby sensitive receivers	Contractor	All construction sites	Construction stage	<ul style="list-style-type: none"> <li>APCO</li> <li>To control the dust impact to meet HKAQO and TM-EIA criteria</li> </ul>	Implemented.
S4.3.10	D2	<ul style="list-style-type: none"> <li>Mitigation measures in form of regular watering under a good site practice should be adopted. Watering once per hour on exposed worksites and haul road should be conducted to achieve dust removal efficiencies of 91.7%. While the above watering frequencies are to be followed, the extent of watering may vary depending on actual site conditions but should be sufficient to maintain an equivalent intensity of no less than 1.3 L/m<sup>2</sup> to achieve the dust removal efficiency.</li> </ul>	Minimize dust impact at the nearby sensitive receivers	Contractor	All construction sites	Construction stage	<ul style="list-style-type: none"> <li>APCO</li> <li>To control the dust impact to meet HKAQO and TM-EIA criteria</li> </ul>	Implemented.
S4.3.10	D3	<ul style="list-style-type: none"> <li>Proper watering at exposed spoil should be undertaken throughout the construction phase;</li> <li>Any excavated or stockpile of dusty material should be covered entirely by impervious sheeting or sprayed with water to maintain the entire surface wet and then removed or backfilled or reinstated where practicable within 24 hours of the excavation or unloading;</li> <li>Any dusty materials remaining after a stockpile is removed should be wetted with water and cleared from the surface of roads;</li> <li>A stockpile of dusty material should not be extended beyond the pedestrian barriers, fencing or traffic cones;</li> <li>The load of dusty materials on a vehicle leaving a construction site should be covered entirely by impervious sheeting to ensure that the dusty materials do not leak from the vehicle.</li> <li>Where practicable, vehicle washing facilities with high pressure water jet should be provided at every discernible or designated vehicle exit</li> </ul>	Minimize dust impact at the nearby sensitive receivers	Contractor	All construction sites	Construction stage	<ul style="list-style-type: none"> <li>APCO</li> <li>To control the dust impact to meet HKAQO and TM-EIA criteria</li> </ul>	Implemented for the 1 <sup>st</sup> to 8 <sup>th</sup> , 12 <sup>th</sup> and 14 <sup>th</sup> bullets. N/A for other bullets.

EIA Ref.	EM&A Log Ref.	Recommended Mitigation Measures	Objectives of the Recommended Measures & Main Concerns to address	Implementation Agent	Location / Timing	Implementation Stage	Requirements and/ or standards to be achieved	Implementation Status
		<p>point. The area where vehicle washing takes place and the road section between the washing facilities and the exit point should be paved with concrete, bituminous materials or hardcores;</p> <ul style="list-style-type: none"> <li>• When there are open excavation and reinstatement works, hoarding of not less than 2.4m high should be provided and properly maintained as far as practicable along the site boundary with provision for public crossing. Good site practice shall also be adopted by the Contractor to ensure the conditions of the hoardings are properly maintained throughout the construction period;</li> <li>• The portion of any road leading only to construction site that is within 30m of a vehicle entrance or exit should be kept clear of dusty materials;</li> <li>• Surfaces where any pneumatic or power-driven drilling, cutting, polishing or other mechanical breaking operation takes place should be sprayed with water or a dust suppression chemical continuously;</li> <li>• Any area that involves demolition activities should be sprayed with water or a dust suppression chemical immediately prior to, during and immediately after the activities so as to maintain the entire surface wet;</li> <li>• Any skip hoist for material transport should be totally enclosed by impervious sheeting;</li> <li>• Every stock of more than 20 bags of cement or dry-pulverised fuel ash (PFA) should be covered entirely by impervious sheeting or placed in an area sheltered on the top and the 3 sides;</li> <li>• Loading, unloading, transfer, handling or storage of bulk cement or dry PFA should be carried out in a totally enclosed system or facility, and any vent or exhaust should be fitted with an effective fabric filter or equivalent air pollution control system</li> </ul>						

EIA Ref.	EM&A Log Ref.	Recommended Mitigation Measures	Objectives of the Recommended Measures & Main Concerns to address	Implementation Agent	Location / Timing	Implementation Stage	Requirements and/ or standards to be achieved	Implementation Status
		<ul style="list-style-type: none"> <li>Exposed earth should be properly treated by compaction, turfing, hydroseeding, vegetation planting or sealing with latex, vinyl, bitumen, shotcrete or other suitable surface stabilizer within six months after the last construction activity on the construction site or part of the construction site where the exposed earth lies.</li> </ul>						
S4.3.10	D6	Implement regular dust monitoring under EM&A programme during the construction stage.	Monitoring of dust impact	Contractor	Selected rep. dust monitoring station	Construction stage	• TM-EIA	Implemented
<b>Construction Noise (Airborne)</b>								
S5.4.1	N1	<p>Implement the following good site practices:</p> <ul style="list-style-type: none"> <li>Only well-maintained plant should be operated on-site, and plant should be serviced regularly during the construction programme;</li> <li>Machines and plant (such as trucks, cranes) that may be in intermittent use should be shut down between work periods or should be throttled down to a minimum;</li> <li>Plant known to emit noise strongly in one direction, where possible, be orientated so that the noise is directed away from nearby NSRs;</li> <li>Silencers or mufflers on construction equipment should be properly fitted and maintained during the construction works;</li> <li>Mobile plant should be sited as far away from NSRs as possible and practicable;</li> <li>Material stockpiles, mobile container site office and other structures should be effectively utilized, where practicable, to screen noise from on-site construction activities.</li> </ul>	Control construction airborne noise	Contractor	All construction sites	Construction stage	• Annex 5, TM-EIAO	Implemented for the 1 <sup>st</sup> , 2 <sup>nd</sup> , 5 <sup>th</sup> bullets, N/A for other bullets
S5.4.1	N2	Install temporary hoarding located on the site boundaries between noisy construction activities and NSRs. The conditions of hoardings shall be properly maintained throughout the construction period.	Reduce the construction noise levels at low-level zone of NSRs	Contractor	All construction sites	Construction stage	• Annex 5, TM-EIAO	Implemented

EIA Ref.	EM&A Log Ref.	Recommended Mitigation Measures	Objectives of the Recommended Measures & Main Concerns to address	Implementation Agent	Location / Timing	Implementation Stage	Requirements and/ or standards to be achieved	Implementation Status
			through partial screening					
S5.4.1	N3	Install movable noise barriers (typical design is wooden framed barrier with a small-cantilevered on a skid footing with 25mm thick internal sound absorptive lining), acoustic mat or full enclosure, screen the noisy plants including air compressors, generators and handheld breakers, etc.	Screen the noisy plant items to be used at all construction sites	Contractor	All construction sites where practicable	Construction stage	• Annex 5, TM-EIAO	Implemented
S5.4.1	N4	Use 'Quiet plant'	Reduce the noise levels of plant items	Contractor	All construction sites where practicable	Construction stage	• Annex 5, TM-EIAO	Implemented
S5.4.1	N5	Loading/ unloading activities should be carried out inside the full enclosure of mucking out points.	Reduce the noise levels of loading/ unloading activities	Contractor	Mucking out locations	Construction stage	• Annex 5, TM-EIAO	N/A
S5.4.1	N6	Sequencing operation of construction plants where practicable.	Operate sequentially within the same work site to reduce the construction airborne noise	Contractor	All construction sites where practicable	Construction stage	• Annex 5, TM-EIAO	N/A
S5.4.1	N7	Implement a noise monitoring programme under EM&A programme.	Monitor the construction noise levels at the selected representative locations	Contractor	Selected rep. noise monitoring station	Construction stage	• TM-EIAO	Implemented
<b>Water Quality (Construction Phase)</b>								
S6.9.1.1	W1	In accordance with the Practice Note for Professional Persons on Construction Site Drainage, Environmental Protection Department, 2023 (ProPECC PN 2/23), construction phase mitigation measures shall include the following:	To minimize water quality impact from the construction site runoff and general	Contractor	All construction sites where practicable	Construction stage	• Water Pollution Control Ordinance • ProPECC PN 2/23	Implemented for the 1 <sup>st</sup> , 3 <sup>rd</sup> , 6 <sup>th</sup> to 10 <sup>th</sup> , 13 <sup>th</sup> , 16 <sup>th</sup> to 17 <sup>th</sup> bullets

EIA Ref.	EM&A Log Ref.	Recommended Mitigation Measures	Objectives of the Recommended Measures & Main Concerns to address	Implementation Agent	Location / Timing	Implementation Stage	Requirements and/ or standards to be achieved	Implementation Status
		<p><b>Construction Runoff</b></p> <ul style="list-style-type: none"> <li>• At the start of site establishment, perimeter cut-off drains to direct off-site water around the site should be constructed with internal drainage works and erosion and sedimentation control facilities implemented. Channels (both temporary and permanent drainage pipes and culverts), earth bunds or sandbag barriers should be provided on site to direct stormwater to silt removal facilities. The design of the temporary on-site drainage system will be undertaken by the contractor prior to the commencement of construction;</li> <li>• The dikes or embankments for flood protection should be implemented around the boundaries of earthwork areas. Temporary ditches should be provided to facilitate the runoff discharge into an appropriate watercourse, through a silt/ sediment trap. The sediment/ silt traps should be incorporated in the permanent drainage channels to enhance deposition rates;</li> <li>• The design of efficient silt removal facilities should be based on the guidelines in Appendix A1 of ProPECC PN 2/23, which states that the retention time for silt/ sand traps should be 5 minutes under maximum flow conditions. Sizes may vary depending upon the flow rate, but for a flow rate of 0.1 m<sup>3</sup>/s a sedimentation basin of 30 m<sup>3</sup> would be required and for a flow rate of 0.5 m<sup>3</sup>/s the basin would be 150 m<sup>3</sup>. The detailed design of the sand/ silt traps shall be undertaken by the contractor prior to the commencement of construction;</li> <li>• All exposed earth areas should be completed and vegetated as soon as possible after earthworks have been completed, or alternatively, within 14 days of the cessation of earthworks where practicable. Exposed slope surfaces should be covered by tarpaulin or other means;</li> </ul>	construction activities				<ul style="list-style-type: none"> <li>• TM-EIAO</li> <li>• TM-DSS</li> </ul>	N/A for other bullets

EIA Ref.	EM&A Log Ref.	Recommended Mitigation Measures	Objectives of the Recommended Measures & Main Concerns to address	Implementation Agent	Location / Timing	Implementation Stage	Requirements and/ or standards to be achieved	Implementation Status
		<ul style="list-style-type: none"> <li>• The overall slope of the site should be kept to a minimum to reduce the erosive potential of surface water flows, and all traffic areas and access roads protected by coarse stone ballast. An additional advantage accruing from the use of crushed stone is the positive traction gained during prolonged periods of inclement weather and the reduction of surface sheet flows;</li> <li>• All drainage facilities and erosion and sediment control structures should be regularly inspected and maintained to ensure proper and efficient operation at all times and particularly following rainstorms. Deposited silt and grit should be removed regularly and disposed of by spreading evenly over stable, vegetated areas;</li> <li>• Measures should be taken to minimize the ingress of site drainage into excavations. If the excavation of trenches in wet periods is necessary, they should be dug and backfilled in short sections wherever practicable. Water pumped out from trenches or foundation excavations should be discharged into storm drains via silt removal facilities;</li> <li>• Open stockpiles of construction materials (for example, aggregates, sand and fill material) of more than 50m<sup>3</sup> should be covered with tarpaulin or similar fabric during rainstorms. Measures should be taken to prevent the washing away of construction materials, soil, silt or debris into any drainage system;</li> <li>• Manholes should always be adequately covered and temporarily sealed so as to prevent silt, construction materials or debris being washed into the drainage system and storm runoff being directed into foul sewers;</li> <li>• Precautions be taken at any time of year when rainstorms are likely, actions to be taken when a rainstorm is imminent or forecasted, and actions to be taken during or after rainstorms are summarized in Appendix A2 of ProPECC PN</li> </ul>						

EIA Ref.	EM&A Log Ref.	Recommended Mitigation Measures	Objectives of the Recommended Measures & Main Concerns to address	Implementation Agent	Location / Timing	Implementation Stage	Requirements and/ or standards to be achieved	Implementation Status
		<p>2/23. Particular attention should be paid to the control of silty surface runoff during storm events, especially for areas located near steep slopes;</p> <ul style="list-style-type: none"> <li>• All vehicles and plant should be cleaned before leaving a construction site to ensure no earth, mud, debris and the like is deposited by them on roads. An adequately designed and site wheel washing facilities should be provided at every construction site exit where practicable. Wash-water should have sand and silt settled out and removed at least on a weekly basis to ensure the continued efficiency of the process. The section of access road leading to, and exiting from, the wheel wash bay to the public road should be paved with sufficient backfall toward the wheel wash bay to prevent vehicle tracking of soil and silty water to public roads and drains;</li> <li>• Oil interceptors should be provided in the drainage system downstream of any oil/ fuel pollution sources. The oil interceptors should be emptied and cleaned regularly to prevent the release of oil and grease into the storm water drainage system after accidental spillage. A bypass should be provided for the oil interceptors to prevent flushing during heavy rain;</li> <li>• Construction solid waste, debris and rubbish on site should be collected, handled and disposed of properly to avoid water quality impacts;</li> <li>• All fuel tanks and storage areas should be provided with locks and sited on sealed areas, within bunds of a capacity equal to 110% of the storage capacity of the largest tank to prevent spilled fuel oils from reaching water sensitive receivers nearby;</li> <li>• Adopt best management practices;</li> <li>• All earth works should be conducted sequentially to limit the amount of construction runoff generated from exposed areas during the wet season (April to September) as far as practicable.</li> </ul>						

EIA Ref.	EM&A Log Ref.	Recommended Mitigation Measures	Objectives of the Recommended Measures & Main Concerns to address	Implementation Agent	Location / Timing	Implementation Stage	Requirements and/ or standards to be achieved	Implementation Status
S6.9.1.2	W2	<u>Tunnelling Works and Underground Works</u> <ul style="list-style-type: none"> <li>• Cut-&amp;-cover tunnelling work should be conducted sequentially to limit the amount of construction runoff generated from exposed areas during the wet season (April to September) as far as practicable.</li> <li>• Uncontaminated discharge should pass through sedimentation tanks prior to off-site discharge;</li> <li>• The wastewater with a high concentration of SS should be treated (e.g. by sedimentation tanks with sufficient retention time) before discharge. Oil interceptors would also be required to remove oil, lubricants and grease from the wastewater;</li> <li>• Direct discharge of the bentonite slurry (as a result of D-wall) is not allowed. It should be reconditioned and reused wherever practicable. Temporary storage locations (typically a properly closed warehouse) should be provided on site for any unused bentonite that needs to be transported away after all the related construction activities area completed. The requirements in ProPECC PN 2/23 should be adhered to in the handling and disposal of bentonite slurries.</li> </ul>	To minimize construction water quality impact from tunnelling works	Contractor	All tunnelling portion	Construction stage	<ul style="list-style-type: none"> <li>• Water Pollution Control Ordinance</li> <li>• ProPECC PN 2/23</li> <li>• TM-DSS</li> <li>• TM-EIAO</li> </ul>	N/A
S6.9.1.3	W3	<u>Sewage Effluent</u> <ul style="list-style-type: none"> <li>• Portable chemical toilets and sewage holding tanks are recommended for handling the construction sewage generated by the workforce. A licensed contractor should be employed to provide appropriate and adequate portable toilets and be responsible for appropriate disposal and maintenance.</li> </ul>	To minimize water quality from sewage effluent	Contractor	All construction sites where practicable	Construction stage	<ul style="list-style-type: none"> <li>• Water Pollution Control Ordinance</li> <li>• TM-DSS</li> </ul>	Implemented
S6.9.1.5	W4	<u>Groundwater from Potential Contaminated Area:</u> <ul style="list-style-type: none"> <li>• No direct discharge of groundwater from contaminated areas should be adopted.</li> </ul>	To minimize groundwater quality impact from contaminated area	Contractor	Excavation areas where contamination is found	Construction stage	<ul style="list-style-type: none"> <li>• Water Pollution Control Ordinance</li> <li>• TM-DSS</li> </ul>	N/A

EIA Ref.	EM&A Log Ref.	Recommended Mitigation Measures	Objectives of the Recommended Measures & Main Concerns to address	Implementation Agent	Location / Timing	Implementation Stage	Requirements and/ or standards to be achieved	Implementation Status
		<ul style="list-style-type: none"> <li>• A discharge license under the WPCO through the Regional Office of EPD for groundwater discharge should be applied. Prior to the excavation works within these potentially contaminated areas, the groundwater quality should be reviewed during the process of discharge license application. The compliance to the Technical Memorandum on Standards for Effluents Discharged into Drainage on Sewerage Systems, Inland and Coastal Waters (TM-DSS) and the existence of prohibited substance should be confirmed. If the review results indicated that the groundwater to be generated from the excavation works would be contaminated, the contaminated groundwater should be either properly treated in compliance with the requirements of the TM-DSS or properly recharged into the ground.</li> <li>• If wastewater treatment is deployed, the wastewater treatment unit shall deploy suitable treatment process (e.g. oil interceptor / activated carbon) to reduce the pollution level to an acceptable standard and remove any prohibited substances (e.g. TPH) to undetectable range. All treated effluent from wastewater treatment plant shall meet the requirements as stated in TM-DSS and should be discharged into the foul sewers.</li> <li>• If groundwater recharging wells are deployed, recharging wells should be installed as appropriate for recharging the contaminated groundwater back into the ground. The recharging wells should be selected at places where the groundwater quality will not be affected by the recharge operation as indicated in the Section 2.3 of TM-DSS. The baseline groundwater quality shall be determined prior to the selection of the recharge wells, and submit a working plan (including the laboratory analytical results showing the quality of groundwater at the proposed recharge location(s) as well as the</li> </ul>					<ul style="list-style-type: none"> <li>• TM-EIAO</li> </ul>	

EIA Ref.	EM&A Log Ref.	Recommended Mitigation Measures	Objectives of the Recommended Measures & Main Concerns to address	Implementation Agent	Location / Timing	Implementation Stage	Requirements and/ or standards to be achieved	Implementation Status
		pollutant levels of groundwater to be recharged) to EPD for agreement. Pollution levels of groundwater to be recharged shall not be higher than pollutant levels of ambient groundwater at the recharge well. Prior to recharge, any prohibited substances such as TPH products should be removed as necessary by installing the petrol interceptor.						
S6.9.1.6	W6	<p><u>Accidental Spillage</u></p> <p>In order to prevent accidental spillage of chemicals, the following is recommended:</p> <ul style="list-style-type: none"> <li>• All the tanks, containers, storage area should be bunded and the locations should be locked as far as possible from the sensitive watercourse and stormwater drains;</li> <li>• The Contractor should register as a chemical waste producer if chemical wastes would be generated. Storage of chemical waste arising from the construction activities should be stored with suitable labels and warnings.</li> </ul> <p>Disposal of chemical wastes should be conducted in compliance with the requirements as stated in the Waste Disposal (Chemical Waste) (General) Regulation.</p>	To minimize water quality impact from accidental spillage	Contractor	All construction site where practicable	Construction stage	<ul style="list-style-type: none"> <li>• Water Pollution Control Ordinance</li> <li>• ProPECC PN 2/23</li> <li>• TM-EIAO</li> <li>• TM-DSS</li> </ul>	Implemented, rectified after observation for the 1 <sup>st</sup> bullet.
Waste Management (Construction Waste)								
S7.4.1	WM1	<p><u>On-site sorting of C&amp;D material</u></p> <ul style="list-style-type: none"> <li>• Geological assessment should be carried out by competent persons on site during excavation to identify materials which are not suitable to use as aggregate in structural concrete (e.g. volcanic rock, Aplite dyke rock, etc.). Volcanic rock and Aplite dyke rock should be separated at the source sites as far as practicable and stored at designated stockpile area preventing them from delivering to crushing facilities. The crushing plant operator should also be reminded to set up measures to prevent unsuitable rock from ending</li> </ul>	Separation of unsuitable rock from ending up at concrete batching plants and be turned into concrete for structural use	Contractor	All construction sites	Construction stage	<ul style="list-style-type: none"> <li>• DEVB (W) No. 6/2010</li> </ul>	N/A

EIA Ref.	EM&A Log Ref.	Recommended Mitigation Measures	Objectives of the Recommended Measures & Main Concerns to address	Implementation Agent	Location / Timing	Implementation Stage	Requirements and/ or standards to be achieved	Implementation Status
		up at concrete batching plants and be turned into concrete for structural use. Details regarding control measures at source site and crushing facilities should be submitted by the Contractor for the Engineer to review and agree. In addition, site records should also be kept for the types of rock materials excavated and the traceability of delivery will be ensured with the implementation of Trip Ticket System and enforced by site supervisory staff as stipulated under DEVB TC(W) No. 6/2010 for tracking of the correct delivery to the rock crushing facilities for processing into aggregates. Alternative disposal option for the reuse of volcanic rock and Aplite Dyke rock, etc. should be explored.						
S7.5.1	WM2	<p><u>Construction and Demolition Material</u></p> <ul style="list-style-type: none"> <li>• Maintain temporary stockpiles and reuse excavated fill material for backfilling and reinstatement;</li> <li>• Carry out on-site sorting;</li> <li>• Make provisions in the Contract documents to allow and promote the use of recycled aggregates where appropriate;</li> <li>• Adopt 'selective demolition' technique to demolish the existing structures and facilities with a view to recovering broken concrete effectively for recycling purpose, where possible;</li> <li>• Implement a trip-ticket system for each works contract to ensure that the disposal of C&amp;D materials is properly documented and verified; and</li> <li>• Implement an enhanced Waste Management Plan similar to ETWBTC (Works) No. 19/2005 – "Environmental Management on Construction Sites" to encourage on-site sorting of C&amp;D materials and to minimize their generation during the course of construction.</li> </ul>	<p>Good site practice to minimize the waste generation and recycle the C&amp;D materials as far as practicable so as to reduce the amount for final disposal</p>	Contractor	All construction sites	Construction stage	<ul style="list-style-type: none"> <li>• Land (Miscellaneous Provisions) Ordinance</li> <li>• Waste Disposal Ordinance</li> <li>• ETWB TCW No. 19/2005</li> </ul>	<p>Implemented for the 1<sup>st</sup>, 2<sup>nd</sup>, 5<sup>th</sup>, 6<sup>th</sup> bullets</p> <p>N/A for other bullets</p>

EIA Ref.	EM&A Log Ref.	Recommended Mitigation Measures	Objectives of the Recommended Measures & Main Concerns to address	Implementation Agent	Location / Timing	Implementation Stage	Requirements and/ or standards to be achieved	Implementation Status
S7.5.1	WM3	<p><u>C&amp;D Waste</u></p> <ul style="list-style-type: none"> <li>Standard formwork or pre-fabrication should be used as far as practicable in order to minimize the arising of C&amp;D materials. The use of more durable formwork or plastic facing for the construction works should be considered. Use of wooden hoardings should not be used, as in other projects. Metal hoarding should be used to enhance the possibility of recycling. The purchasing of construction materials will be carefully planned in order to avoid over ordering and wastage;</li> <li>The Contractor should recycle as much of the C&amp;D materials as possible on-site. Public fill and C&amp;D waste should be segregated and stored in different containers or skips to enhance reuse or recycling of materials and their proper disposal. Where practicable, concrete and masonry can be crushed and used as fill. Steel reinforcement bar can be used by scrap steel mills. Different areas of the sites should be considered for such segregation and storage.</li> </ul>	Good site practice to minimize the waste generation and recycle the C&D materials as far as practicable so as to reduce the amount for final disposal	Contractor	All construction sites	Construction stage	<ul style="list-style-type: none"> <li>Land (Miscellaneous Provisions) Ordinance</li> <li>Waste Disposal Ordinance</li> <li>ETWB TCW No. 19/2005</li> </ul>	N/A
S7.5.1	WM4	<p><u>Excavated Contaminated Soils</u></p> <ul style="list-style-type: none"> <li>Details of the mitigation measures on handling of the contaminated soil shall be referred to Section on Land Contamination below.</li> </ul>	The contaminated soil will be excavated for on-site reuse	Contractor	PBH4	Prior to commencement of construction works within the contaminated area	<ul style="list-style-type: none"> <li>Practice Guide (PG) for Investigation and Remediation of Contaminated Land</li> <li>GN/GM for land contamination</li> </ul>	N/A
S7.5.1	WM5	<p><u>Land-based Sediment</u></p> <ul style="list-style-type: none"> <li>All construction plant and equipment shall be designed and maintained to minimize the risk of silt, sediments, contaminants or other pollutants being released into the water column or deposited in the locations other than designated location;</li> </ul>	To control pollution due to marine sediment	Contractor	Along CKR alignment	Construction stage	<ul style="list-style-type: none"> <li>ETWB TCW No. 34/2002</li> </ul>	N/A

EIA Ref.	EM&A Log Ref.	Recommended Mitigation Measures	Objectives of the Recommended Measures & Main Concerns to address	Implementation Agent	Location / Timing	Implementation Stage	Requirements and/ or standards to be achieved	Implementation Status
		<ul style="list-style-type: none"> <li>• All vessels shall be sized such that adequate draft is maintained between vessels and the sea bed at all states of the tide to ensure that undue turbidity is not generated by turbulence from vessel movement or propeller wash;</li> <li>• Before moving the vessels which are used for transporting dredged material, excess material shall be cleaned from the decks and exposed fittings of vessels and the excess materials shall never be dumped into the sea except at the approved locations;</li> <li>• Adequate freeboard shall be maintained on barges to ensure that decks are not washed by wave action.</li> <li>• The Contractors shall monitor all vessels transporting material to ensure that no dumping outside the approved location takes place. The Contractor shall keep and produce logs and other records to demonstrate compliance and that journeys are consistent with designated locations and copies of such records shall be submitted to the engineers;</li> <li>• The Contractors shall comply with the conditions in the dumping license.</li> <li>• All bottom dumping vessels (Hopper barges) shall be fitted with tight fittings seals to their bottom openings to prevent leakage of material;</li> <li>• The material shall be placed into the disposal pit by bottom dumping;</li> <li>• Contaminated marine mud shall be transported by spit barge of not less than 750m<sup>3</sup> capacity and capable of rapid opening and discharge at the disposal site;</li> <li>• Discharge shall be undertaken rapidly, and the hoppers shall be closed immediately. Material adhering to the sides of the hopper shall not be washed out of the hopper and the hopper shall remain closed until the barge returns to the disposal site.</li> </ul>						

EIA Ref.	EM&A Log Ref.	Recommended Mitigation Measures	Objectives of the Recommended Measures & Main Concerns to address	Implementation Agent	Location / Timing	Implementation Stage	Requirements and/ or standards to be achieved	Implementation Status
		<ul style="list-style-type: none"> <li>For Type 3 special disposal treatment, sealing of contaminant with geosynthetic containment before dropping designated mud pit would be a possible arrangement. A geosynthetic containment method is a method whereby the sediments are sealed in geosynthetic containers and, the containers would be dropped into the designated contaminated mud pit where they would be covered by further mud disposal and later by the mud pit capping at the disposal site, thereby fulfilling the requirements for fully confined mud disposal.</li> </ul>						
S7.5.1	WM6	<p><u>Chemical Waste</u></p> <ul style="list-style-type: none"> <li>Chemical waste that is produced, as defined by Schedule 1 of the Waste Disposal (Chemical Waste) (General) Regulation, should be handled in accordance with the Code of Practice on the Packaging, Labelling and Storage of Chemical Wastes;</li> <li>Containers used for the storage of chemical wastes should be suitable for the substance they are holding, resistant to corrosion, maintained in a good condition, and securely closed, have a capacity of less than 450 L unless the specification has been approved by EPD, and display a label in English and Chinese in accordance with instructions prescribed in Schedule 2 of the regulation;</li> <li>The storage area for chemical wastes should be clearly labelled and used solely for the storage of chemical waste, enclosed on at least 3 sides, have an impermeable floor and bunding of sufficient capacity to accommodate 110% of the volume of the largest container or 20% of the total volume of waste stored in that area, whichever is the greatest, have adequate ventilation, covered to prevent rainfall entering, and arranged so that incompatible materials are adequately separated;</li> </ul>	Control the chemical waste and ensure proper storage, handling and disposal	Contractor	All construction sites	Construction stage	<ul style="list-style-type: none"> <li>Waste Disposal (Chemical Waste) (General) Regulation</li> <li>Code of Practice on the Packaging, Labelling and Storage of Chemical Waste</li> </ul>	<p>Implemented for the 2<sup>nd</sup>, 3<sup>rd</sup> bullets.</p> <p>N/A for other bullets.</p>

EIA Ref.	EM&A Log Ref.	Recommended Mitigation Measures	Objectives of the Recommended Measures & Main Concerns to address	Implementation Agent	Location / Timing	Implementation Stage	Requirements and/ or standards to be achieved	Implementation Status
		<ul style="list-style-type: none"> <li>Disposal of chemical waste should be via a licensed waste collector, be to a facility licensed to receive chemical waste, such as the Chemical Waste Treatment Centre which also offers a chemical waste collection service and can supply the necessary storage containers, or be to a reuser of the waste, under approval from EPD.</li> </ul>						
S7.5.1	WM7	<p><u>General Refuse</u></p> <ul style="list-style-type: none"> <li>General refuse generated on-site should be stored in enclosed bins or compaction units separately from construction and chemical wastes;</li> <li>A reputable waste collector should be employed by the Contractor to remove general refuse from the site, separately from construction and chemical wastes, on a daily basis to minimize odour, pest and litter impacts. Burning of refuse on construction sites is prohibited by law.</li> <li>Aluminium cans are often recovered from the waste stream by individual collectors if they are segregated and made easily accessible. Separate labelled bins for their deposit should be provided if feasible;</li> <li>Office wastes can be reduced through the recycling of paper if volumes are large enough to warrant collection. Participation in a local collection scheme should be considered by the Contractor.</li> </ul>	Minimize production of the general refuse and avoid odour, pest and litter impacts	Contractor	All construction sites	Construction stage	<ul style="list-style-type: none"> <li>Waste Disposal Ordinance</li> </ul>	Implemented
Hazard to Life								
S9.18	H8	The driver and his assistant should be physically healthy, experienced and have good safe driving records. The driver should hold a proper driving licence for the approved transport truck. Dedicated training programme and regular road safety briefing sessions/ workshops should be provided to enhance their safe driving attitude and practice. Smoking should be strictly prohibited.	To reduce the risk during explosives transport	Contractor	Works areas at which explosives would be used	Construction stage	-	N/A
S9.18	H9	Emergency response plans in case of road accident should be prepared and implemented.	To reduce the risk during	Contractor	Works areas at which	Construction stage	-	N/A

EIA Ref.	EM&A Log Ref.	Recommended Mitigation Measures	Objectives of the Recommended Measures & Main Concerns to address	Implementation Agent	Location / Timing	Implementation Stage	Requirements and/ or standards to be achieved	Implementation Status
		The driver and his assistant should be familiar with the emergency procedures including evacuation, and proper communication/ fire-fighting equipment should be provided to the driver and his assistant.	explosives transport		explosives would be used			
<b>Landscape &amp; Visual</b>								
S10.10.1 Table 10.11	LV3	<u>Good Site Management</u> <ul style="list-style-type: none"> <li>Large temporary stockpiles of excavated material shall be covered with unobtrusive sheeting to prevent dust and dirt spreading to adjacent landscape areas and vegetation, and to create a neat and tidy visual appearance.</li> <li>Construction plant and building material shall be orderly and carefully stored in order to create a neat and tidy visual appearance.</li> </ul>	Minimize visual impact	Contractor	Within Project site	Construction stage	-	Implemented for the 2 <sup>nd</sup> bullet  N/A for other bullet
S10.10.1 Table 10.11	LV4	<u>Screen Hoarding</u> <ul style="list-style-type: none"> <li>Decorative screen hoarding should be erected to screen the public from the construction area. It should be designed to be compatible with the existing urban context.</li> </ul>	Minimize visual impact	Contractor	Within Project site	Construction stage	-	Implemented
S10.10.1 Table 10.11	LV5	<u>Lighting Control during Construction</u> <ul style="list-style-type: none"> <li>All lighting in the construction site shall be carefully controlled to minimize light pollution and night-time glare to nearby residencies and GIC. The Contractor shall consider other security measures, which shall minimize the visual impacts.</li> </ul>	Minimize visual impact	Contractor	Within Project site	Construction stage	-	Implemented
S10.10.1 Table 10.11	LV6	<u>Erosion Control</u> <ul style="list-style-type: none"> <li>The potential for soil erosion shall be reduced by minimizing the extent of vegetation disturbance on site and by providing a protective cover over newly exposed soil.</li> </ul>	Minimize landscape impact	Contractor	Within Project site	Construction stage	-	Implemented
S10.10.1 Table 10.11	LV7	<u>Tree Protection &amp; Preservation</u> <ul style="list-style-type: none"> <li>Carefully protected during construction. Tree protection measures will be detailed at the Tree Removal Application stage and plans submitted to the relevant Government Department for approval in due course in accordance with ETWB TC No. 3/2006.</li> </ul>	Minimize landscape and visual impact	Contractor	Within Project site	Construction stage	<ul style="list-style-type: none"> <li>'Guidelines for Tree Risk Management and Assessment Arrangement on an Area</li> </ul>	Implemented

EIA Ref.	EM&A Log Ref.	Recommended Mitigation Measures	Objectives of the Recommended Measures & Main Concerns to address	Implementation Agent	Location / Timing	Implementation Stage	Requirements and/ or standards to be achieved	Implementation Status
							Basis and on a Tree Basis', Greening, Landscape and Tree Management (GLTM) Section, DEVB <ul style="list-style-type: none"> <li>• Latest recommended horticultural practices from GLTM Section, DEVB</li> </ul>	
S10.10.1 Table 10.11	LV8	<u>Tree Transplantation</u> <ul style="list-style-type: none"> <li>• For trees unavoidably affected by the Project that have to be removed, where practical transplantation will be chosen as the top priority method of removal. If this is not possible or practical compensatory planting will be provided for trees unavoidably felled (See LV10). For trees unavoidably affected by the Project works that are transplanted, transplantation must be carried out in accordance with ETWB TCW 2/2004 and 3/2006.</li> </ul>	Minimize landscape and visual impact	Contractor	Within Project site and designated off-site locations	Prior to Construction stage	<ul style="list-style-type: none"> <li>• ETWB TCW 3/2006</li> <li>• Latest recommended horticultural practices from Greening, Landscape and Tree Management (GLTM) Section, DEVB</li> <li>• ETWB TCW 2/2004</li> </ul>	Implemented
S10.10.1 Table 10.11	LV9	<u>Compensatory Planting</u> <ul style="list-style-type: none"> <li>• For trees unavoidably affected by the Project that have to be removed, where practical transportation will be chosen as the top priority method of removal but if this is not possible or practical compensatory planting will be provided for trees unavoidably felled. All felled trees shall be compensated for by planting trees to the satisfaction of relevant Government projects. Required numbers and locations of compensatory trees shall be determined and agreed separately with Government during the</li> </ul>	Minimize visual impact and also enhance landscape	Contractor	Within Project site	Construction stage	<ul style="list-style-type: none"> <li>• ETWB TCW 3/2006</li> <li>• Latest recommended horticultural practices from Greening, Landscape and Tree Management (GLTM) Section, DEVB</li> </ul>	Implemented

EIA Ref.	EM&A Log Ref.	Recommended Mitigation Measures	Objectives of the Recommended Measures & Main Concerns to address	Implementation Agent	Location / Timing	Implementation Stage	Requirements and/ or standards to be achieved	Implementation Status
		<p>Tree Felling Application process under ETWB TC 3/2006.</p> <ul style="list-style-type: none"> <li>Compensatory tree planting may be incorporated into public open spaces and along roadside amenity areas affected by the construction works and therefore be part of the bigger wider planting plans. Onsite compensation planting is preferred but, if necessary, additional receptor sites outside the Works Area shall be agreed separately with the Government during the Tree Felling Application process.</li> </ul>					<ul style="list-style-type: none"> <li>ETWB TCW 2/2004</li> </ul>	
S10.10.1 Table 10.11	LV10	<p><u>Screen Planting</u></p> <ul style="list-style-type: none"> <li>Tall screen/buffer trees, shrubs and climbers should be planted, in so far as is possible, to soften and screen proposed structures such as roads and central strip, vertical edges and buildings and to enhance streetscape greening effect where appropriate. Indiscriminate use of trees for screening must be avoided and the principle of 'right tree for the right place' must be followed. This detail will be provided at the Detailed Design stage. This measure may additionally form part of the compensatory planting and will improve and create a pleasant pedestrian environment.</li> </ul>	Minimize visual impact and also enhance landscape.	Contractor	Within Project Site	Construction Phase	<ul style="list-style-type: none"> <li>Guidelines on Greening of Noise Barriers, issued April 2012, GLTMS, DevB</li> <li>ETWB TCW 2/2004</li> </ul>	N/A
S10.10.1 Table 10.11	LV12	<p><u>Reinstatement</u></p> <ul style="list-style-type: none"> <li>All works areas, excavated areas and disturbed areas for tunnel construction and temporary road diversion or any other proposed works shall be reinstated to former conditions or better, with reasonable landscape treatment and to the satisfaction of the relevant Government departments. (Specific mitigation for disturbance to public open space is detailed separately under LV14.)</li> </ul>	Minimize landscape impact	Contractor	Within Project Site	Construction Phase	<ul style="list-style-type: none"> <li>N/A</li> </ul>	N/A

EIA Ref.	EM&A Log Ref.	Recommended Mitigation Measures	Objectives of the Recommended Measures & Main Concerns to address	Implementation Agent	Location / Timing	Implementation Stage	Requirements and/ or standards to be achieved	Implementation Status
<b>Cultural Heritage Impact (Construction Phase)</b>								
S11.4.4	CH1	The contractor should be alerted during the construction on the possibility of locating archaeological remains and as a precautionary measure, AMO shall be informed immediately in case of discovery of antiquities or supposed antiquities in the subject sites.	To preserve any cultural heritage items which may be removed and damaged by the excavation	Contractor	During construction works for cut and cover tunnels	Construction stage	<ul style="list-style-type: none"> <li>• AMOs requirements</li> </ul>	N/A
<b>EM&amp;A Project</b>								
S13.2	EM1	An Independent Environmental Checker needs to be employed as per the EM&A Manual	Control EM&A Performance	Highways Department	All construction sites	Construction stage	<ul style="list-style-type: none"> <li>• EIAO Guidance Note No. 4/2010</li> <li>• TM-EIAO</li> </ul>	Implemented
S13.2-13.4	EM2	<ul style="list-style-type: none"> <li>• An Environmental Team needs to be employed as per the EM&amp;A Manual;</li> <li>• Prepare a systematic Environmental Management Plan to ensure effective implementation of the mitigation measures;</li> <li>• An environmental impact monitoring needs to be implemented by the Environmental Team to ensure all the requirements given in the EM&amp;A Manual are fully complied with.</li> </ul>	Perform environmental monitoring & auditing	Highways Department/ Contractor	All construction sites	Construction stage	<ul style="list-style-type: none"> <li>• EIAO Guidance Note No. 4/2010</li> <li>• TM-EIAO</li> </ul>	Implemented

**Appendix G**  
**Waste Flow Table**

# Contract No: HY/2023/08

## Central Kowloon Route - Remaining Works

Name of Department : Highways Department

Contract No./ Work Order No. : HY/2023/08

Contract Name: Central Kowloon Route - Remaining Works

Contractor: Build King - Tung Lee Joint Venture

Trip Ticket Account (Main Account): 7051793

### Monthly Summary Waste Flow Table for 2026 (in Weight) - Yau Ma Tei Area

updated on: 04-六月-2026

record as at: 30-五月-2026

(All quantities shall be rounded off to 3 decimal places)

Month	Actual Quantities of Inert C&D Materials Generated / Imported (in '000 kg)						Actual Quantities of Other C&D Materials / Wastes Generated				
	Total Quantities Generated	Broken Concrete (including rock for recycling into aggregates)	Reused in the Contract	Reused in Other Projects	Disposed as Public Fill	Imported C&D Material	Metal	Paper/ Cardboard Packaging (f)	Plastic (g) (bottles/containers, plastic sheets/foam from package material)	Chemical Waste (h)	Others (i) (e.g. General Refuse etc.)
	[a+b+c+d+e+f+g+h+i]	(a)	(b)	(c)	(d)		(e) (in '000kg)	(in '000kg)	(in '000kg)	(in '000kg)	(in '000kg)
Jan-2026	3275.4000	0.0000	0.0000	0.0000	3154.0100	980.4900	0.0000	0.0000	0.0000	0.0000	121.3900
Feb-2026	2371.0085	0.0000	0.0000	0.0000	2298.7300	382.0200	0.0000	0.0000	0.2385	0.0000	72.0400
Mar-2026	2058.6400	0.0000	0.0000	0.0000	1927.3600	0.0000	0.0000	0.0000	0.0000	0.0000	131.2800
Apr-2026	4392.6200	0.0000	0.0000	0.0000	4292.5400	201.7700	0.0000	0.0000	0.0000	0.0000	100.0800
May-2026	4859.2000	0.0000	0.0000	0.0000	4749.4000	0.0000	0.0000	0.0000	0.0000	0.0000	109.8000
Jun-2026	0.0000										
Half-year total	16956.8685	0.0000	0.0000	0.0000	16422.0400	1564.2800	0.0000	0.0000	0.2385	0.0000	534.5900
Jul-2026	0.0000										
Aug-2026	0.0000										
Sep-2026	0.0000										
Oct-2026	0.0000										
Nov-2026	0.0000										
Dec-2026	0.0000										
Yearly Total	16956.8685	0.0000	0.0000	0.0000	16422.0400	1564.2800	0.0000	0.0000	0.2385	0.0000	534.5900

(All quantities shall be rounded off to 3 decimal places)

Year	Actual Quantities of Inert C&D Materials Generated / Imported (in '000 kg)						Actual Quantities of Other C&D Materials / Wastes Generated				
	Total Quantities Generated	Broken Concrete (including rock for recycling into aggregates)	Reused in the Contract	Reused in Other Projects	Disposed as Public Fill	Imported C&D Material	Metal	Paper/ Cardboard Packaging	Plastic (g) (bottles/containers, plastic sheets/foam from package material)	Chemical Waste	Others (i) (e.g. General Refuse etc.)
	[a+b+c+d+e+f+g+h+i]	(a)	(b)	(c)	(d)		(in '000kg)	(in '000kg)	(in '000kg)	(in '000kg)	(in '000kg)
2024	0.0000	0.0000	0.0000	0.0000	0.0000	0.0000	0.0000	0.0000	0.0000	0.0000	0.0000
2025	6790.4444	0.0000	0.0000	0.0000	6240.1600	4938.9750	0.0042	0.0616	0.2886	0.0000	549.9300
2026	16956.8685	0.0000	0.0000	0.0000	16422.0400	1564.2800	0.0000	0.0000	0.2385	0.0000	534.5900
2027	0.0000										
2028	0.0000										
2029	0.0000										
2030	0.0000										
Total	23747.3129	0.0000	0.0000	0.0000	22662.2000	6503.2550	0.0042	0.0616	0.5271	0.0000	1084.5200

Remark:

1) Density of C&D material to be 2 metric ton/m<sup>3</sup>

3) Density of Chemical Waste to be 0.88 metric ton/m<sup>3</sup>

2) Density of General Refuse to be 1.6 metric ton/m<sup>3</sup>

Notes:

- (1) The waste flow table shall also include C&D materials that are specified in the Contract to be imported for use at the Sites.
- (2) Plastics refer to plastic bottles/containers, plastic sheets/foam from packaging material.
- (3) The summary table shall be submitted to the Project Manager monthly together with the Waste Flow Table for review and monitoring in accordance with the PS Clause 25.20(8)
- (4) The figure for the disposal as public fill and imported fill might require minor adjustments due to the availability of late records

**Appendix H**  
**Statistics on Complaint, Notifications of Summons and**  
**Successful Prosecution**

Statistical Summary of Environmental Complaints

Reporting Period	Environmental Complaint Statistics		
	Frequency	Cumulative	Complaint Nature
1 May 2026 - 31 May 2026	0	4	N/A

Statistical Summary of Environmental Non-compliance

Reporting Period	Environmental Non-compliance Statistics		
	Frequency	Cumulative	Details
1 May 2026 - 31 May 2026	0	0	N/A

Statistical Summary of Environmental Summons

Reporting Period	Environmental Summons Statistics		
	Frequency	Cumulative	Details
1 May 2026 - 31 May 2026	0	0	N/A

Statistical Summary of Environmental Prosecution

Reporting Period	Environmental Prosecution Statistics		
	Frequency	Cumulative	Details
1 May 2026 - 31 May 2026	0	0	N/A

**Document prepared by**

**Aurecon Hong Kong Limited**

Unit 1608, 16/F, Tower B,  
Manulife Financial Centre,  
223 – 231 Wai Yip Street, Kwun Tong, Kowloon, Hong Kong.

**T** 3664 6888

**F** 3664 6999

**E** [hongkong@aurecongroup.com](mailto:hongkong@aurecongroup.com)

**W** [www.aurecongroup.com](http://www.aurecongroup.com)